



Road safety




What are we going to speak at the lesson?

1. To speak how to behave at lessons.
2. To speak how to behave at school.
3. To speak how to be safe on the road and make the instruction.



*Twinkle, twinkle, traffic light
Standing on the corner bright
Green means go, we all know
Yellow means wait, even if you're late
Red means stop
Twinkle, twinkle, traffic light
Standing on the corner bright.*





Parking zone



Pedestrian *[pɪ 'dɛstriən]*



Traffic sign



Traffic warden

[træfɪk wɔːdn]



Zebra crossing

[zɛbrə krɒsɪŋ]



Pavement

[peɪvmənt]




Stop!

Attention!

GO !

Traffic light



Match the word and the word definition.

-
1. Parking zone — a) A name of a job. This person watches the traffic and makes it safe.
2. Pedestrian — b) A place where you can park a car.
3. Zebra crossing — c) A sign on the road.
4. Traffic warden — d) An area which people use for walking.
5. Pavement — e) White stripes on the road. People can cross the road on it.
6. Traffic sign — f) A person who is on foot, not by car/ bike, etc.

Make phrases



The imperative sentences

eg. **Open your books!**

Sit down!

Look at me!

We form the imperative by using the bare infinitive of the verb at the beginning of the sentence.

eg. **Don't raise your hand!**

Don't lean out of the window!



We form the negative of the imperative with don't. We use the imperative to give instructions, commands.



My house

My friend's house

Our school



Results of our project activities

We know
road safety
rules

We know
road safety
rules

We know
new words