

The background features a dark blue gradient with a subtle pattern of white dots. On the left side, there are several circular elements: a large scale with numerical markings from 140 to 260, and several smaller circles with arrows indicating clockwise or counter-clockwise rotation. The text 'TENSES IN ENGLISH' is centered in a bold, white, sans-serif font.

TENSES IN ENGLISH

TENSES

PRESENT (настоящее)	PAST (прошедшее)	FUTURE (будущее)
SIMPLE (простое)	SIMPLE (простое)	SIMPLE (простое)
CONTINUOUS (длительное)	CONTINUOUS (длительное)	CONTINUOUS (длительное)
PERFECT (завершённое)	PERFECT (завершённое)	PERFECT (завершённое)
PERFECT CONTINUOUS (завершённо-длительное)	PERFECT CONTINUOUS (завершённо-длительное)	PERFECT CONTINUOUS (завершённо-длительное)

PRESENT TENSES

The background is a dark blue gradient with a subtle pattern of white stars. Overlaid on this are several technical diagrams. In the top right, there is a large circular gauge with concentric rings and numerical markings from 80 to 210. Below it is another circular diagram with dashed lines and arrows. In the bottom left, there are more circular diagrams with arrows. The overall aesthetic is clean, modern, and technical.

PRESENT TENSES

SIMPLE	CONTINUOUS	PERFECT	PERFECT CONTINUOUS
<p>Often-часто, as a rule-как правило, usually-обычно, every day-каждый день, always-всегда</p>	<p>Now- сейчас</p>	<p>Already- уже, yet- ещё не, today-сегодня, this month- в этом месяце</p>	<p>For two hours- на протяжении 2 часов, since 4 o'clock-с 4-х часов</p>
<p>Действие происходит в настоящий период времени регулярно, обычно, всегда, часто или не происходит никогда. Используем когда говорим о расписании, о законах природы.</p>	<p>Действие происходит в момент речи, непосредственно сейчас. Используем когда говорим о запланированных действиях в будущем, когда говорим о каком-либо действии, которое раздражает нас.</p>	<p>Действие произошло и завершилось. Время действия не указано или не имеет значения. Важно, что к моменту речи он завершилось, и мы имеем дело с результатом, последствиями.</p>	<p>Действие длится в течение указанного периода времени и завершается к моменту речи. Обязательно наблюдается связь с настоящим.</p>

THE PRESENT SIMPLE TENSE

+		?		-			
I You We They	<u>V</u>	<u>Do</u>	I You We They	<u>V?</u>	I You We They	<u>do not</u> <u>(don't)</u>	<u>V</u>
He She It	<u>Vs</u> <u>Ves</u> (если глагол заканчивается на ss,tch,chi т.д.)	<u>Does</u>	He She It	<u>V?</u>	He She It	<u>does not</u> <u>(doesn't)</u>	<u>V</u>

The background is a dark blue gradient with a starry space pattern. On the right side, there are several technical diagrams, including a large circular gauge with numerical markings from 80 to 210 and a smaller circular diagram below it. On the left side, there are faint circular diagrams and arrows. The text is centered in a white, serif font.

WORD ORDER IN THE POSITIVE FORM OF THE PRESENT SIMPLE TENSE

1	2	3
I We You They He She It	V(for I,we,you,they) Vs,es(for he,she,it)	Остальные члены предложения

The background is a dark blue gradient with a subtle pattern of white stars. Overlaid on this are several technical diagrams. In the top right, there is a large circular gauge with concentric rings and numerical markings from 0 to 210. In the bottom right, there is a smaller circular diagram with dashed lines and arrows. In the bottom left, there is another circular diagram with a dashed arrow pointing left. The text is centered in a white, serif font.

WORD ORDER IN THE NEGATIVE FORM OF THE PRESENT SIMPLE TENSE

1	2	3	4
I We You They	do not (don't)	V	Остальные члены предложения
He She It	does not(doesn't)	V	Остальные члены предложения

WORD ORDER IN SPECIAL QUESTIONS IN THE PRESENT SIMPLE TENSE

СПЕЦИАЛЬНЫЙ ВОПРОС- ЭТО
ВОПРОС, КОТОРЫЙ НАЧИНАЕТСЯ С
ВОПРОСИТЕЛЬНОГО СЛОВА

1	2	3	4	5
ВОПРОСИ- ТЕЛЬНОЕ СЛОВО	do	I we you they	V	Остальные члены предложения
	does	he she it	V	Остальные члены предложения

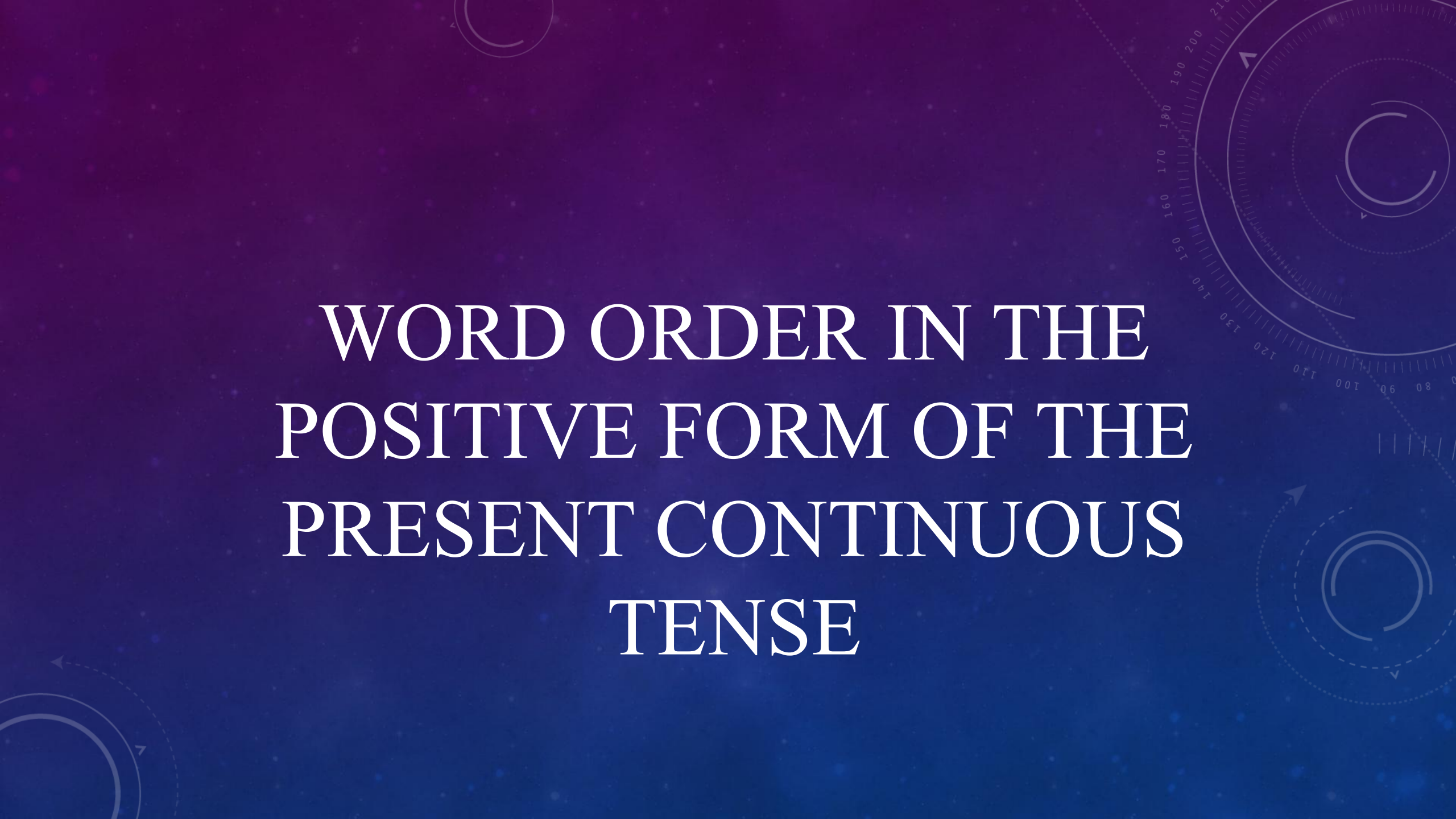
WORD ORDER IN GENERAL QUESTIONS IN THE PRESENT SIMPLE TENSE

ОБЩИЙ ВОПРОС- ЭТО ВОПРОС БЕЗ
ВОПРОСИТЕЛЬНОГО СЛОВА, ОН
НАЧИНАЕТСЯ СО
ВСПОМОГАТЕЛЬНОГО ГЛАГОЛА

1	2	3	4
Do	I we you they	V	Остальные члены предложения
Does	he she it	V	Остальные члены предложения

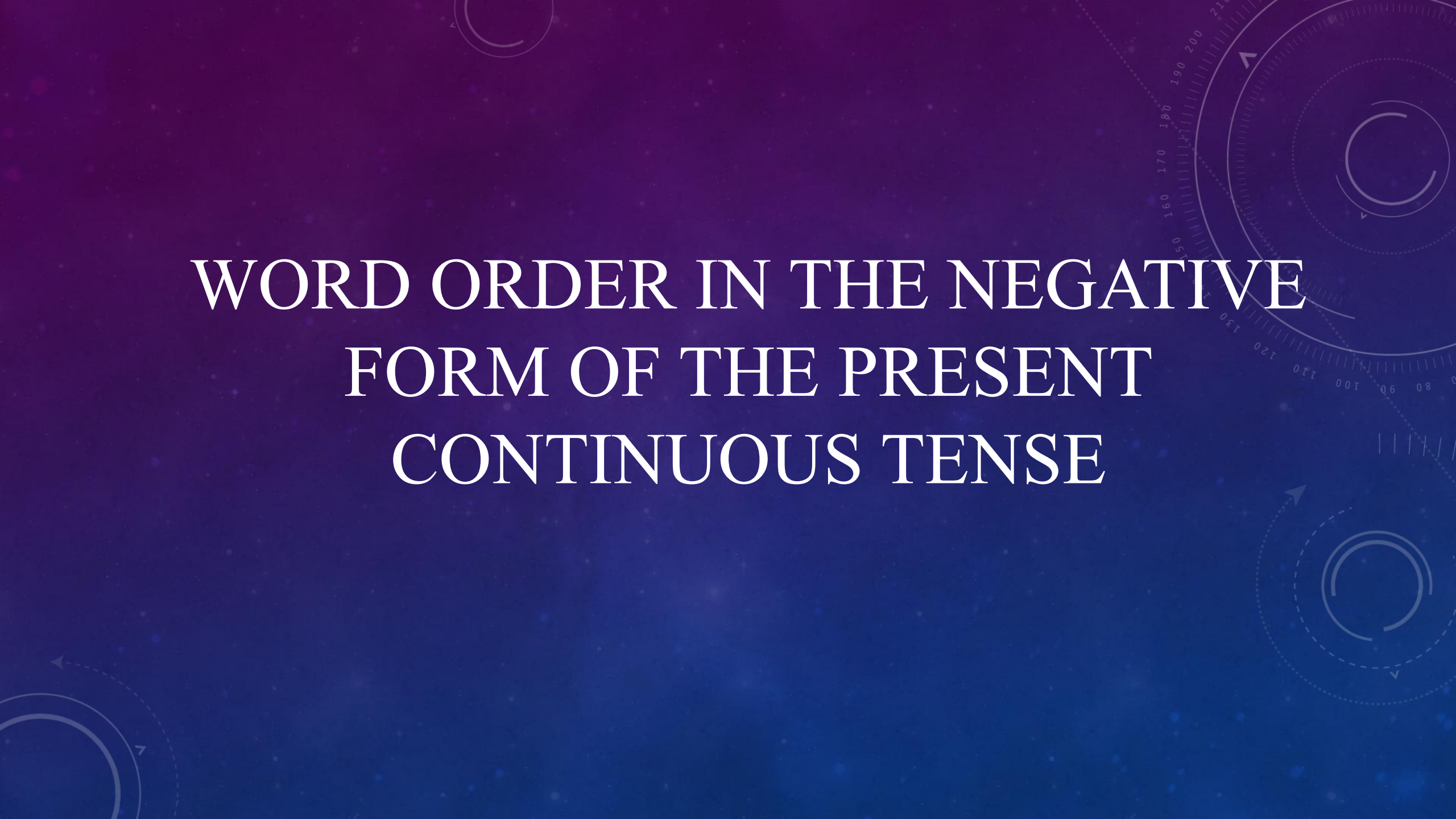
THE PRESENT CONTINUOUS TENSE

+			?			-		
I	am	Ving	Am	I	Ving?	I	am not (I'm not)	Ving
He She It	is	Ving	Is	he she it	Ving?	He She It	is not (isn't)	Ving
We You They	are	Ving	Are	we you they	Ving?	We You They	are not (aren't)	Ving

The background features a dark blue gradient with a subtle pattern of white stars. Overlaid on this are several technical diagrams: a large circular gauge with numerical markings (100, 110, 120, 130, 140, 150, 160, 170, 180, 190, 200, 210) and arrows, and other smaller circular elements with dashed lines and arrows, suggesting a scientific or engineering theme.

WORD ORDER IN THE POSITIVE FORM OF THE PRESENT CONTINUOUS TENSE

1	2	3	4
I	am	Ving	остальные члены предложения
He She It	is	Ving	остальные члены предложения
We You They	are	Ving	остальные члены предложения

The background features a dark blue gradient with a subtle pattern of white stars. Overlaid on this are several technical diagrams, including circular gauges with numerical scales (0, 80, 100, 110, 120, 130, 140, 150, 160, 170, 180, 190, 200, 210) and arrows, and various circular and dashed lines, suggesting a scientific or engineering theme.

WORD ORDER IN THE NEGATIVE FORM OF THE PRESENT CONTINUOUS TENSE

1	2	3	4
I	am not(I'm not)	Ving	остальные члены предложения
He She It	is not (isn't)	Ving	остальные члены предложения
We You They	are not (aren't)	Ving	остальные члены предложения

WORD ORDER IN SPECIAL QUESTIONS OF THE PRESENT CONTINUOUS TENSE

СПЕЦИАЛЬНЫЙ ВОПРОС-
ЭТО ВОПРОС, КОТОРЫЙ
НАЧИНАЕТСЯ С
ВОПРОСИТЕЛЬНОГО СЛОВА

1	2	3	4	5
Вопросительное слово	am	I	Ving	остальные члены предложения
	is	he she it	Ving	остальные члены предложения
	are	we you they	Ving	остальные члены предложения

WORD ORDER IN GENERAL QUESTIONS OF THE PRESENT CONTINUOUS TENSE

ОБЩИЙ ВОПРОС-ЭТО ВОПРОС,
КОТОРЫЙ НАЧИНАЕТСЯ СО
ВСПОМОГАТЕЛЬНОГО
ГЛАГОЛА.ЭТО ВОПРОС БЕЗ
ВОПРОСИТЕЛЬНОГО СЛОВА

1	2	3	4
Am	I	Ving	остальные члены предложения
Is	he she it	Ving	остальные члены предложения
Are	we you they	Ving	остальные члены предложения

THE PRESENT PERFECT TENSE

+		?			-		
I You We They	have V3/ed	Have	I you we they	V3/ed	I You We They	have not (haven't)	V3/ed
He She It	has V3/ed	Has	he she it	V3/ed	He She It	has not (hasn't)	V3/ed

The background is a dark blue gradient with a subtle pattern of white stars. Overlaid on this are several technical diagrams in a lighter blue color. These include circular gauges with numerical scales (e.g., 100, 110, 120, 130, 140, 150, 160, 170, 180, 190, 200, 210) and arrows indicating rotation. There are also dashed lines and solid lines forming various geometric shapes and paths.

WORD ORDER IN THE POSITIVE FORM OF THE PRESENT PERFECT TENSE

1	2	3	4
I We You They	have	V3/ed	остальные члены предложения
He She It	has	V3/ed	остальные члены предложения

The background features a dark blue gradient with a subtle pattern of white stars. Overlaid on this are several technical diagrams in a lighter blue color. These include circular gauges with numerical scales (e.g., 100, 110, 120, 130, 140, 150, 160, 170, 180, 190, 200, 210) and arrows indicating rotation or measurement. There are also dashed lines and solid lines forming various geometric shapes and paths.

WORD ORDER IN THE NEGATIVE FORM OF THE PRESENT PERFECT TENSE

1	2	3	4
I We You They	have not (haven't)	V3/ed	остальные члены предложения
He She It	has not (hasn't)	V3/ed	остальные члены предложения

WORD ORDER IN SPECIAL QUESTIONS OF THE PRESENT PERFECT TENSE

СПЕЦИАЛЬНЫЙ ВОПРОС- ЭТО ВОПРОС,
КОТОРЫЙ НАЧИНАЕТСЯ С ВОПРОСИТЕЛЬНОГО
СЛОВА

1	2	3	4	5
Вопросительное слово	have	I You We They	V3/ed	остальные члены предложения
	has	He She It	V3/ed	остальные члены предложения

WORD ORDER IN GENERAL QUESTIONS OF THE PRESENT PERFECT TENSE

ОБЩИЙ ВОПРОС-ЭТО ВОПРОС,КОТОРЫЙ
НАЧИНАЕТСЯ СО ВСПОМОГАТЕЛЬНОГО
ГЛАГОЛА.ЭТО ВОПРОС БЕЗ
ВОПРОСИТЕЛЬНОГО СЛОВА

1	2	3	4
Have	I you we they	V3/ed	остальные члены предложения
Has	he she it	V3/ed	остальные члены предложения

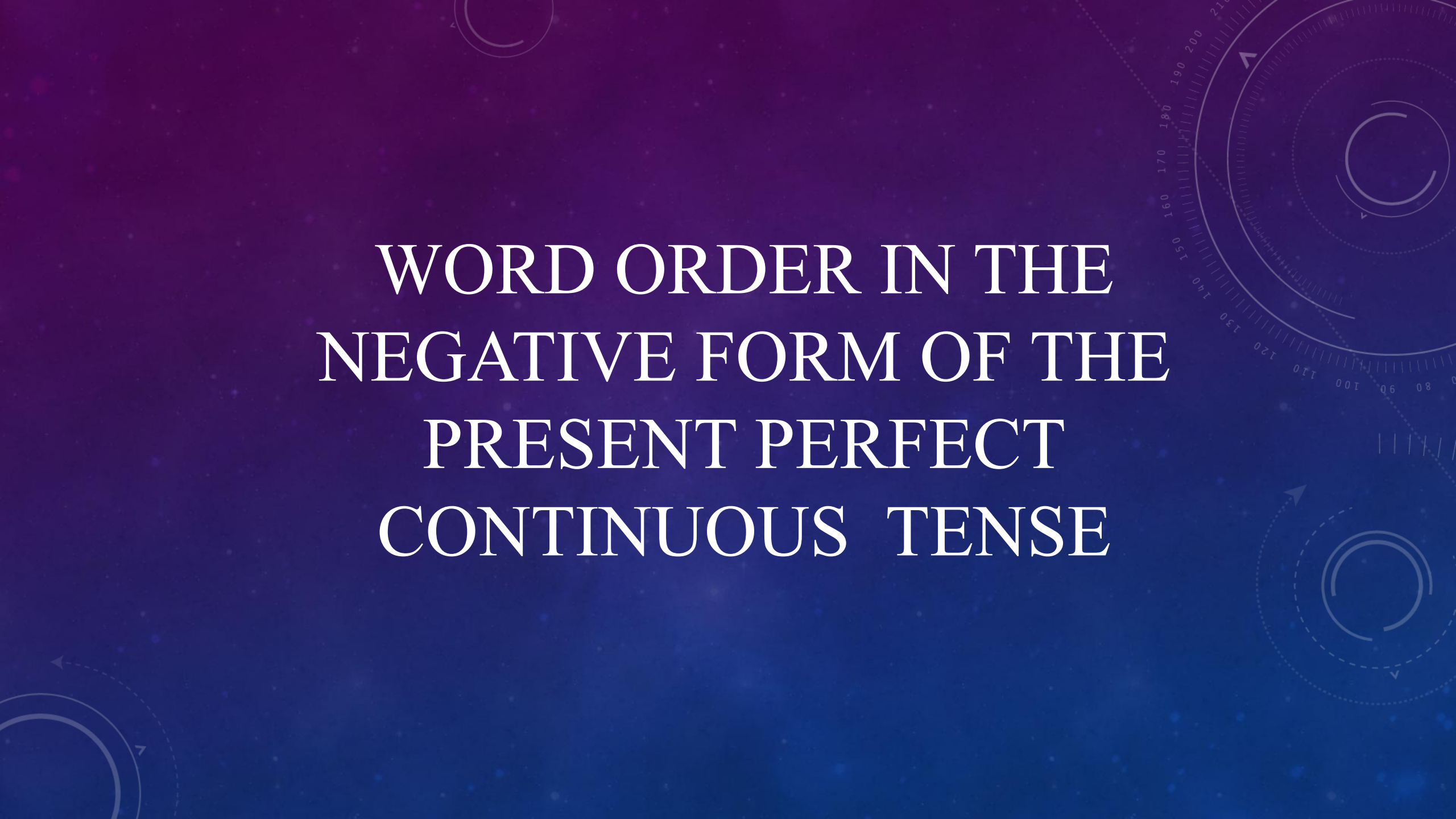
THE PRESENT PERFECT CONTINUOUS TENSE

+				?				-			
I We You They	have	been	Ving	Have	I we you they	been	Ving?	I We You They	have not (haven't)	been	Ving
He She It	has	been	Ving	Has	he she it	been	Ving?	He She It	has not (hasn't)	been	Ving

The background features a dark blue gradient with a subtle pattern of white stars. Overlaid on this are several technical diagrams, including circular gauges with numerical scales (e.g., 160, 170, 180, 190, 200, 210) and arrows, and various concentric circles and dashed lines, suggesting a scientific or engineering theme.

WORD ORDER IN THE POSITIVE FORM OF THE PRESENT PERFECT CONTINUOUS TENSE

1	2	3	4	5
I We You They	have	been	Ving	остальные члены предложения
He She It	has	been	Ving	остальные члены предложения

The background features a dark blue gradient with a subtle pattern of white stars. Overlaid on this are several technical diagrams: a large circular gauge with numerical markings (100, 110, 120, 130, 140, 150, 160, 170, 180, 190, 200, 210) and arrows, and other smaller circular diagrams with dashed lines and arrows, suggesting a technical or scientific theme.

WORD ORDER IN THE
NEGATIVE FORM OF THE
PRESENT PERFECT
CONTINUOUS TENSE

1	2	3	4	5
I We You They	have not (haven't)	been	Ving	остальные члены предложения
He She It	has not (hasn't)	been	Ving	остальные члены предложения

WORD ORDER IN SPECIAL QUESTIONS OF THE PRESENT PERFECT CONTINUOUS TENSE

СПЕЦИАЛЬНЫЙ ВОПРОС- ЭТО ВОПРОС,
КОТОРЫЙ НАЧИНАЕТСЯ С ВОПРОСИТЕЛЬНОГО
СЛОВА

1	2	3	4	5	6
Вопросительное слово	have	I we you they	been	Ving	остальные члены предложения
	has	he she it	been	Ving	остальные члены предложения

WORD ORDER IN GENERAL QUESTIONS OF THE PRESENT PERFECT CONTINUOUS TENSE

ОБЩИЙ ВОПРОС-ЭТО ВОПРОС,КОТОРЫЙ
НАЧИНАЕТСЯ СО ВСПОМОГАТЕЛЬНОГО
ГЛАГОЛА.ЭТО ВОПРОС БЕЗ ВОПРОСИТЕЛЬНОГО
СЛОВА

1	2	3	4	5
Have	I we you they	been	Ving	остальные члены предложения
Has	he she it	been	Ving	остальные члены предложения

PAST TENSES

The background features a dark blue gradient with a field of small white stars. Overlaid on this are several technical diagrams: a large circular scale on the right with numerical markings from 80 to 210 and an arrow pointing left; a smaller circular diagram below it with an arrow pointing right; and a partial circular diagram at the bottom left with an arrow pointing left.

PAST TENSES

SIMPLE	CONTINUOUS	PERFECT	PERFECT CONTINUOUS
yesterday, last week, last month, a year ago	yesterday at 3 o'clock, when I came, while I was working	yesterday by 3 o'clock, before he came	for 2 hours when I came
Действие произошло в определённый период времени и закончилось в прошлом, для выражения последовательных действий в прошлом.	Действие происходило, длилось в определённый момент в прошлом. Момент может быть указан временем либо другим действием.	Действие произошло в прошлом и завершилось к определённому моменту или другого действия в прошлом.	Действие длится в течение указанного периода времени и завершается к определённому моменту в прошлом.

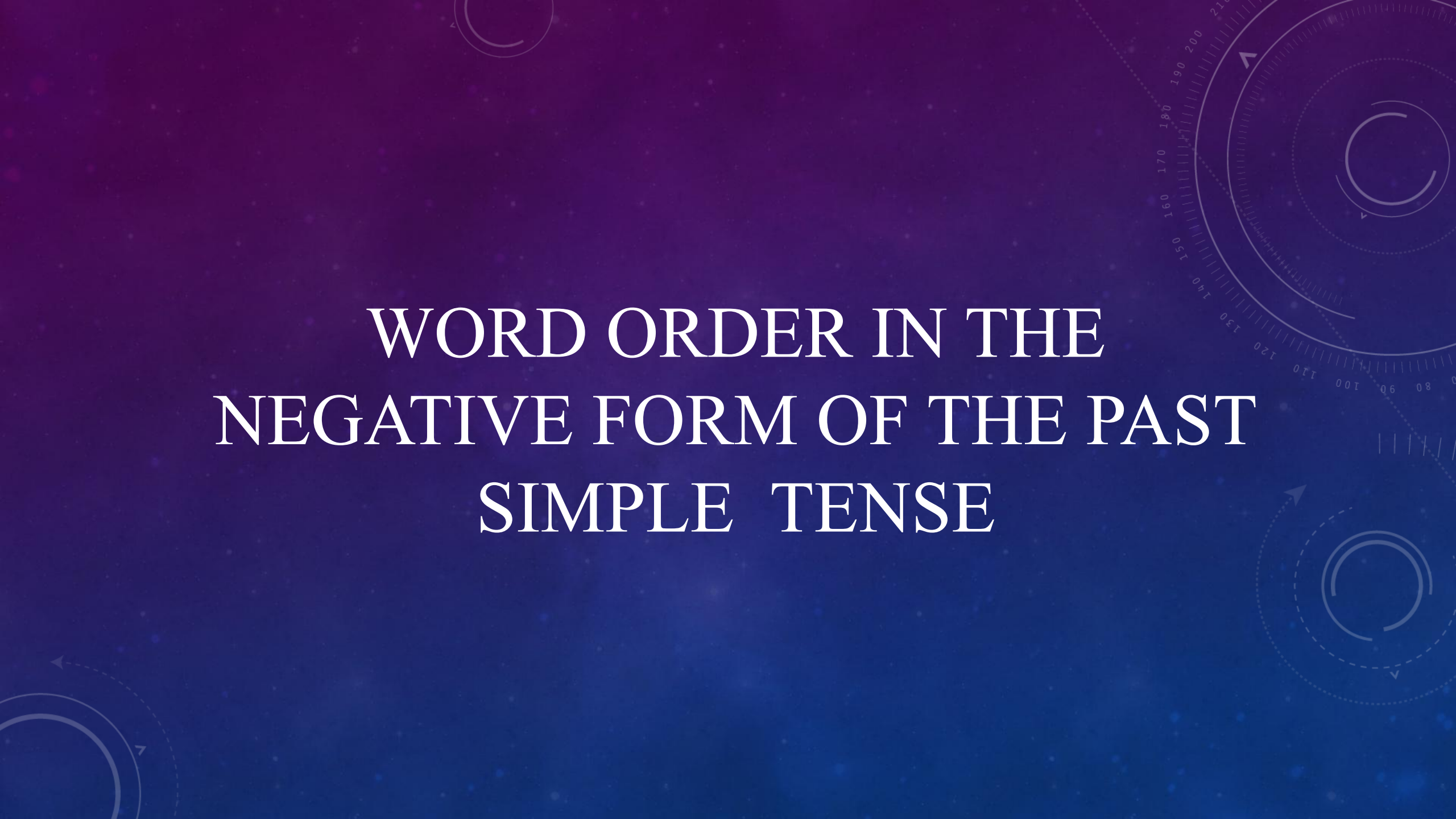
THE PAST SIMPLE TENSE

+		?			-		
I You We They He She It	<u>Ved</u>	<u>Did</u>	I you ye they he she it	<u>V?</u>	I You We They He She It	<u>did not</u> <u>(didn't)</u>	<u>V</u>
				<u>V?</u>			

The background is a dark blue gradient with a subtle pattern of white stars. Overlaid on this are several technical diagrams. In the top right, there is a large circular gauge with concentric rings and numerical markings from 0 to 210. In the bottom right, there is a smaller circular diagram with dashed lines and arrows. In the bottom left, there is another circular diagram with a dashed arrow pointing left. The text is centered in a white, serif font.

WORD ORDER IN THE POSITIVE FORM OF THE PAST SIMPLE TENSE

1	2	3
I We You They He She It	Ved/V2	остальные члены предложения

The background features a dark blue gradient with a subtle pattern of white stars. Overlaid on this are several technical diagrams in a lighter blue color. These include circular gauges with numerical scales (e.g., 100, 110, 120, 130, 140, 150, 160, 170, 180, 190, 200, 210) and arrows indicating rotation. There are also dashed lines and solid lines forming various geometric shapes and paths.

WORD ORDER IN THE NEGATIVE FORM OF THE PAST SIMPLE TENSE

1	2	3	4
I We You They He She It	did not (didn't)	V	остальные члены предложения

WORD ORDER IN SPECIAL QUESTIONS OF THE PAST SIMPLE TENSE

СПЕЦИАЛЬНЫЙ ВОПРОС- ЭТО ВОПРОС,
КОТОРЫЙ НАЧИНАЕТСЯ С ВОПРОСИТЕЛЬНОГО
СЛОВА

1	2	3	4	5
Вопросительное слово	did	I we you they he she it	V	остальные члены предложения

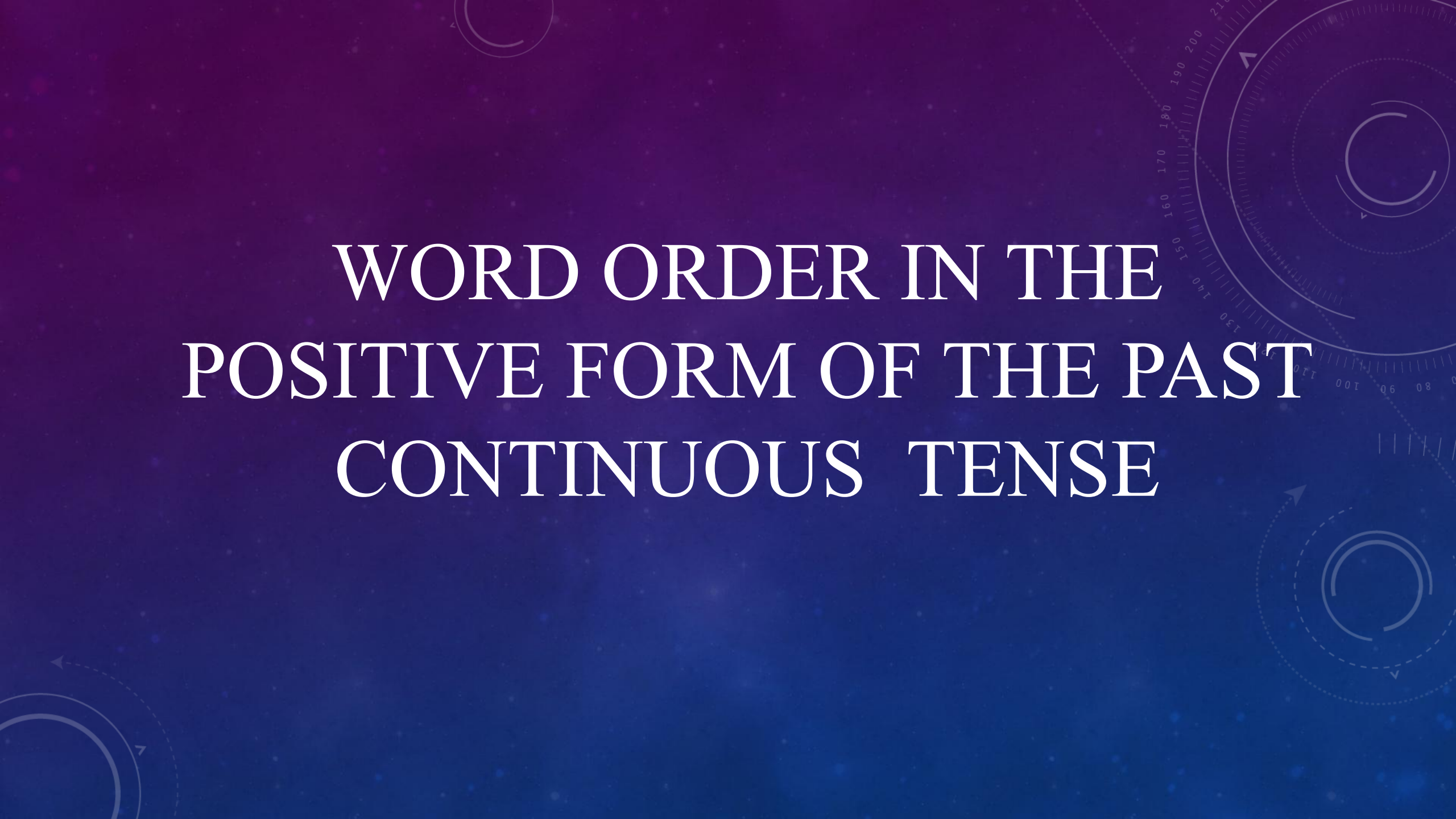
WORD ORDER IN GENERAL QUESTIONS OF THE PAST SIMPLE TENSE

ОБЩИЙ ВОПРОС-ЭТО ВОПРОС,КОТОРЫЙ
НАЧИНАЕТСЯ СО ВСПОМОГАТЕЛЬНОГО
ГЛАГОЛА.ЭТО ВОПРОС БЕЗ ВОПРОСИТЕЛЬН
СЛОВА

1	2	3	4
Did	I we you they he she it	V	остальные члены предложения?

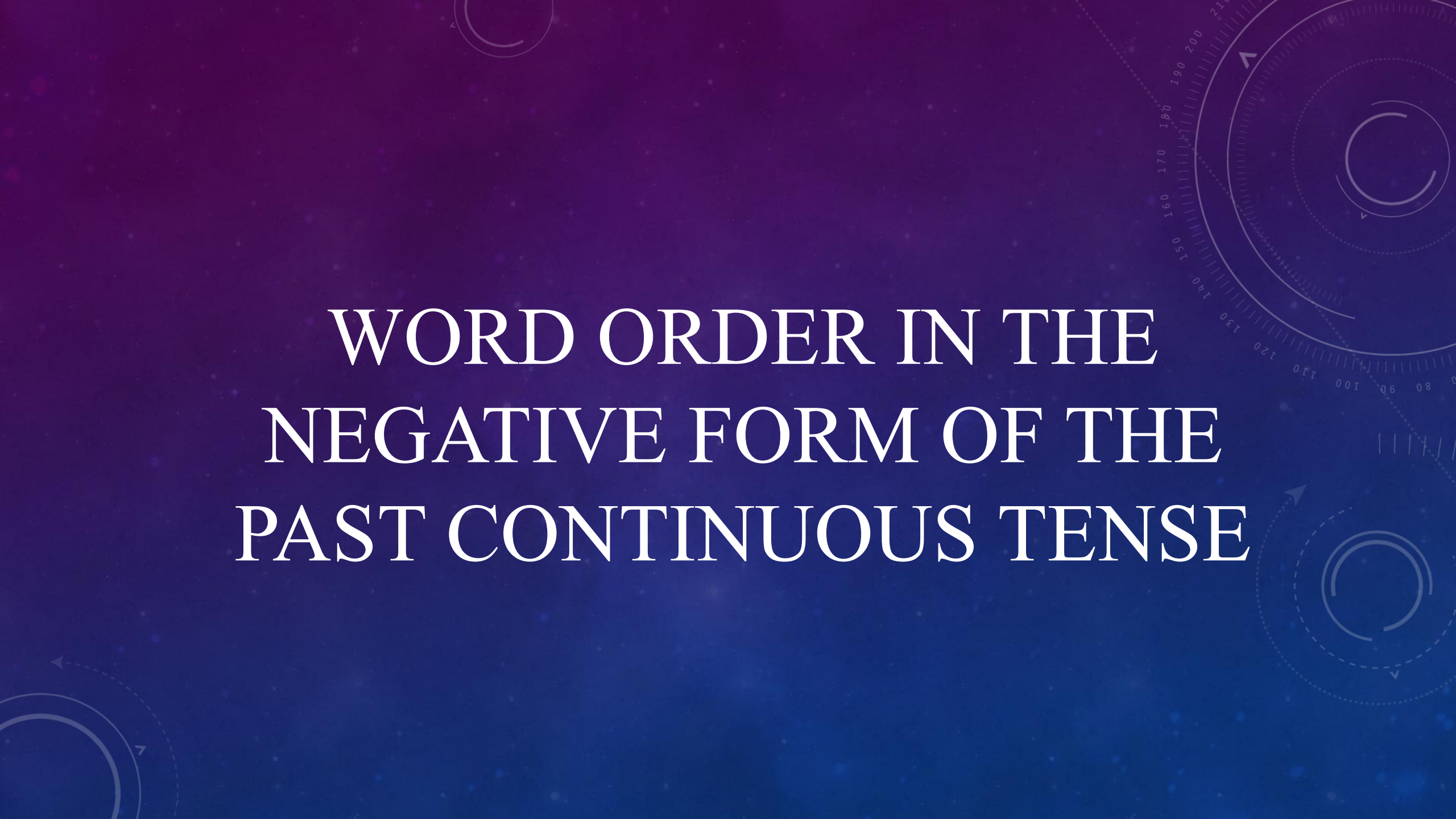
THE PAST CONTINUOUS TENSE

THE PAST CONTINUOUS TENSE								
+			?			-		
I	was	Ving	Was	I	Ving	I	was	Ving
He				he		He		
She				she		She		
It				it		It		
We	were	Ving	Were	we	Ving	We	were	Ving
You				you		You		
They				they		They		
				not				

The background features a dark blue gradient with a subtle pattern of white stars. Overlaid on this are several faint, light blue technical diagrams. These include circular gauges with numerical scales (e.g., 100, 120, 140, 160, 180, 190, 200, 210) and arrows, as well as various geometric shapes like circles and lines, suggesting a scientific or engineering theme.

WORD ORDER IN THE POSITIVE FORM OF THE PAST CONTINUOUS TENSE

1	2	3	4
I He She It	was	Ving	Остальные члены предложения
We You They	were	Ving	Остальные члены предложенич

The background features a dark blue gradient with a subtle pattern of white stars. Overlaid on this are several technical diagrams: a large circular gauge with numerical markings (100, 110, 120, 130, 140, 150, 160, 170, 180, 190, 200, 210) and a needle pointing towards the 180 mark; a smaller circular gauge with a needle pointing towards the 90 mark; and various dashed and solid lines representing technical drawings or circuit paths.

WORD ORDER IN THE NEGATIVE FORM OF THE PAST CONTINUOUS TENSE

1	2	3	4
I He She It	was not (wasn't)	Ving	Остальные члены предложения
We You They	were not (weren't)	Ving	Остальные члены предложения

WORD ORDER IN SPECIAL QUESTIONS OF THE PAST CONTINUOUS TENSE

СПЕЦИАЛЬНЫЙ ВОПРОС- ЭТО ВОПРОС,
КОТОРЫЙ НАЧИНАЕТСЯ С ВОПРОСИТЕЛЬНОГО
СЛОВА

1	2	3	4	5
Вопросительное слово	was	I he she it	Ving	Остальные члены предложения
Вопросительное слово	were	we you they	Ving	Остальные члены предложения

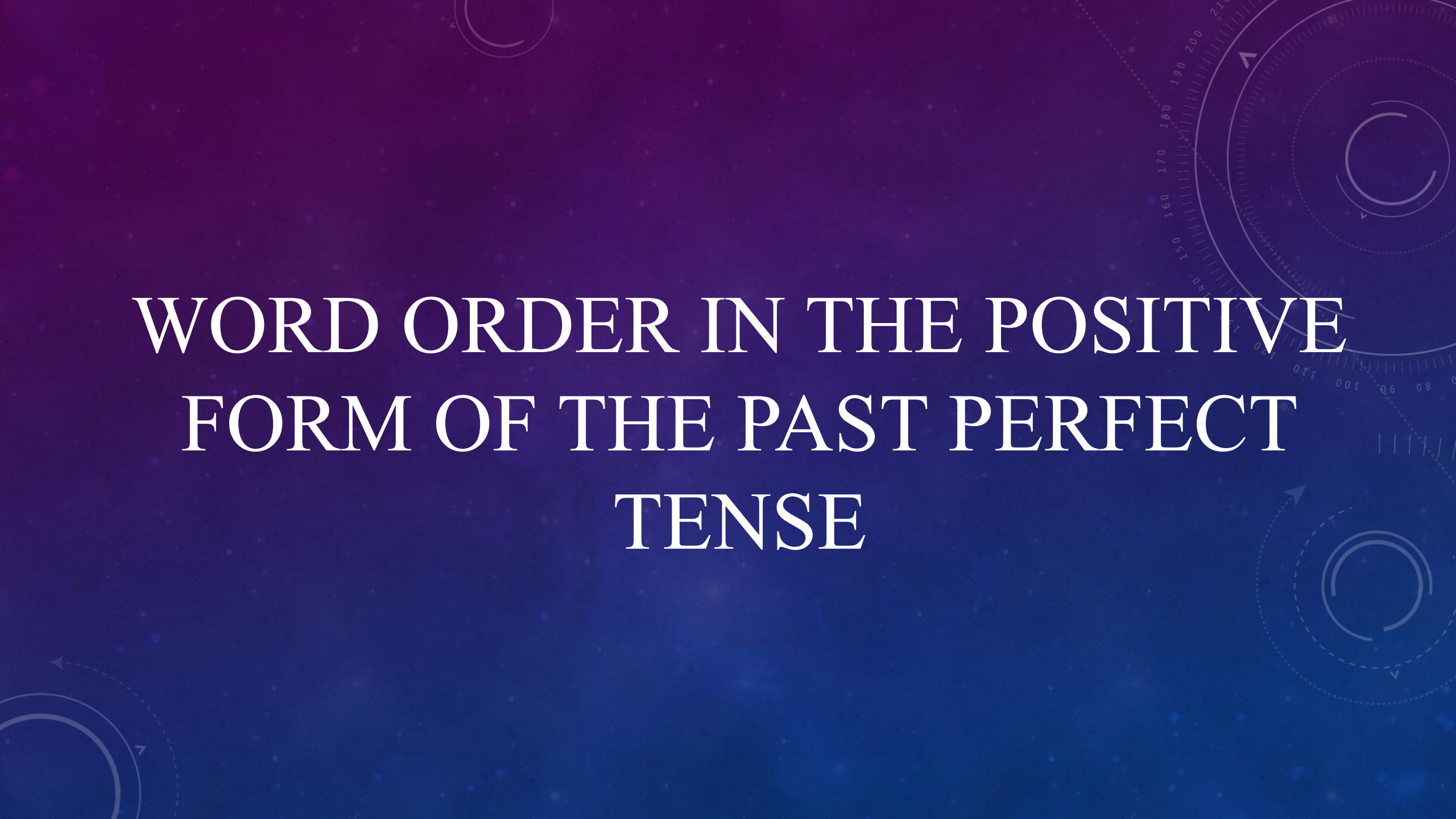
WORD ORDER IN GENERAL QUESTIONS OF THE PAST CONTINUOUS TENSE

ОБЩИЙ ВОПРОС-ЭТО ВОПРОС, КОТОРЫЙ
НАЧИНАЕТСЯ СО ВСПОМОГАТЕЛЬНОГО
ГЛАГОЛА. ЭТО ВОПРОС БЕЗ ВОПРОСИТЕЛЬНОГО
СЛОВА

1	2	3	4
Was	I he she it	Ving	Остальные члены предложения
Were	we you they	Ving	Остальные члены предложения

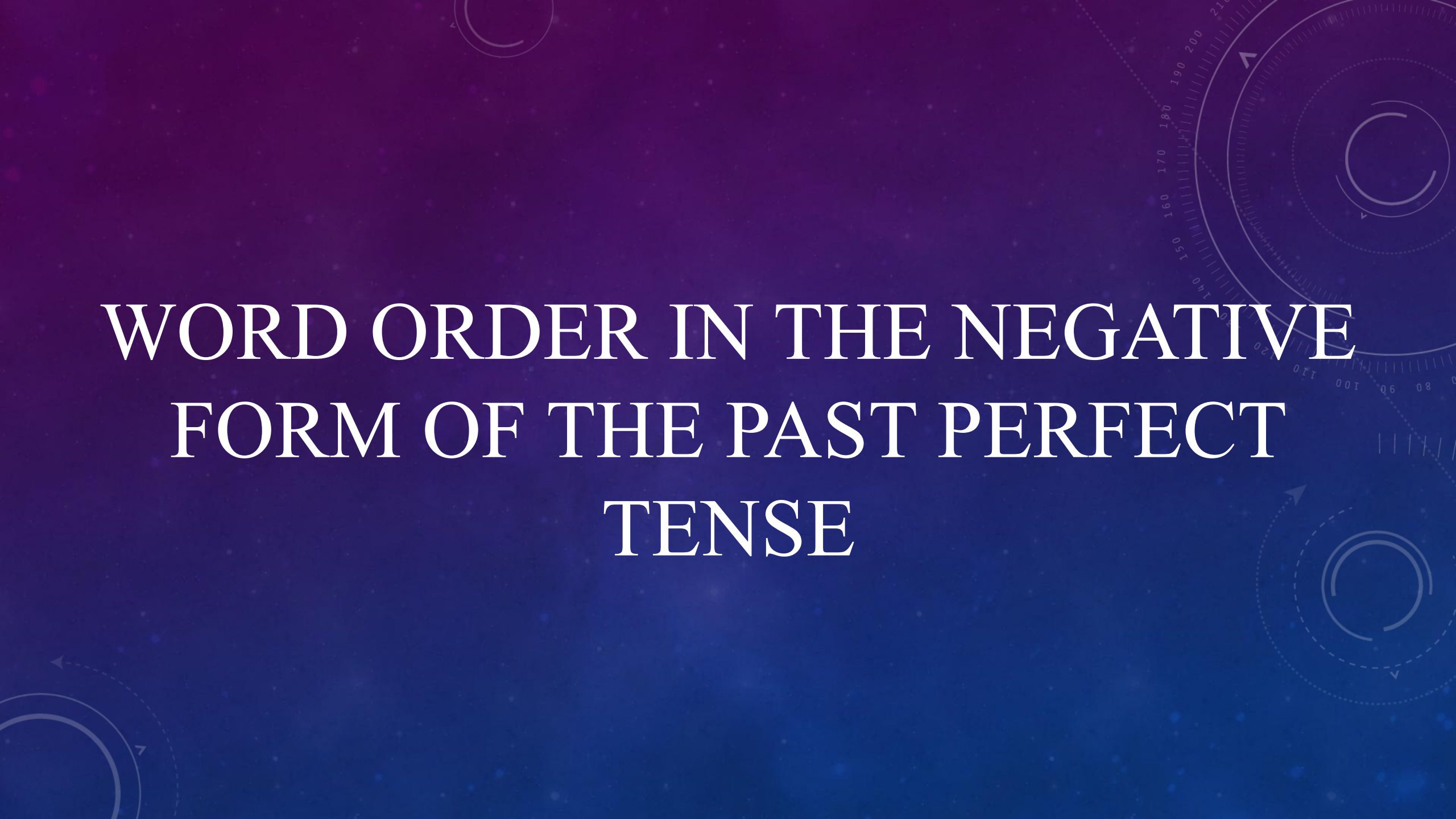
THE PAST PERFECT TENSE

+			?			-		
I He She It We You They	had	V3/Ved	Had	I he she it we you they	V3/Ved	I He She It We You they	had not (hadn't)	V3/Ved

The background features a dark blue gradient with a subtle starry pattern. Overlaid on this are several technical diagrams, including circular gauges with numerical scales (e.g., 160, 170, 180, 190, 200, 210) and arrows, and concentric circles with dashed lines, suggesting a scientific or engineering theme.

WORD ORDER IN THE POSITIVE FORM OF THE PAST PERFECT TENSE

1	2	3	4
I He She It We You They	had	V3/Ved	Остальные члены предложения

The background is a dark blue gradient with a subtle pattern of white stars. Overlaid on this are several faint, light blue technical diagrams. These include circular gauges with numerical scales (e.g., 100, 110, 120, 130, 140, 150, 160, 170, 180, 190, 200, 210) and arrows, as well as dashed lines and concentric circles, suggesting a scientific or engineering theme.

WORD ORDER IN THE NEGATIVE FORM OF THE PAST PERFECT TENSE

1	2	3	4
I He She It We You They	had not (hadn't)	V3/Ved	Остальные члены предложения

WORD ORDER IN SPECIAL QUESTIONS OF THE PAST PERFECT TENSE

СПЕЦИАЛЬНЫЙ ВОПРОС- ЭТО ВОПРОС,
КОТОРЫЙ НАЧИНАЕТСЯ С ВОПРОСИТЕЛЬНОГО
СЛОВА

1	2	3	4	5
Вопросительное слово	had	I he she it we you they	V3/Ved	Остальные члены предложения

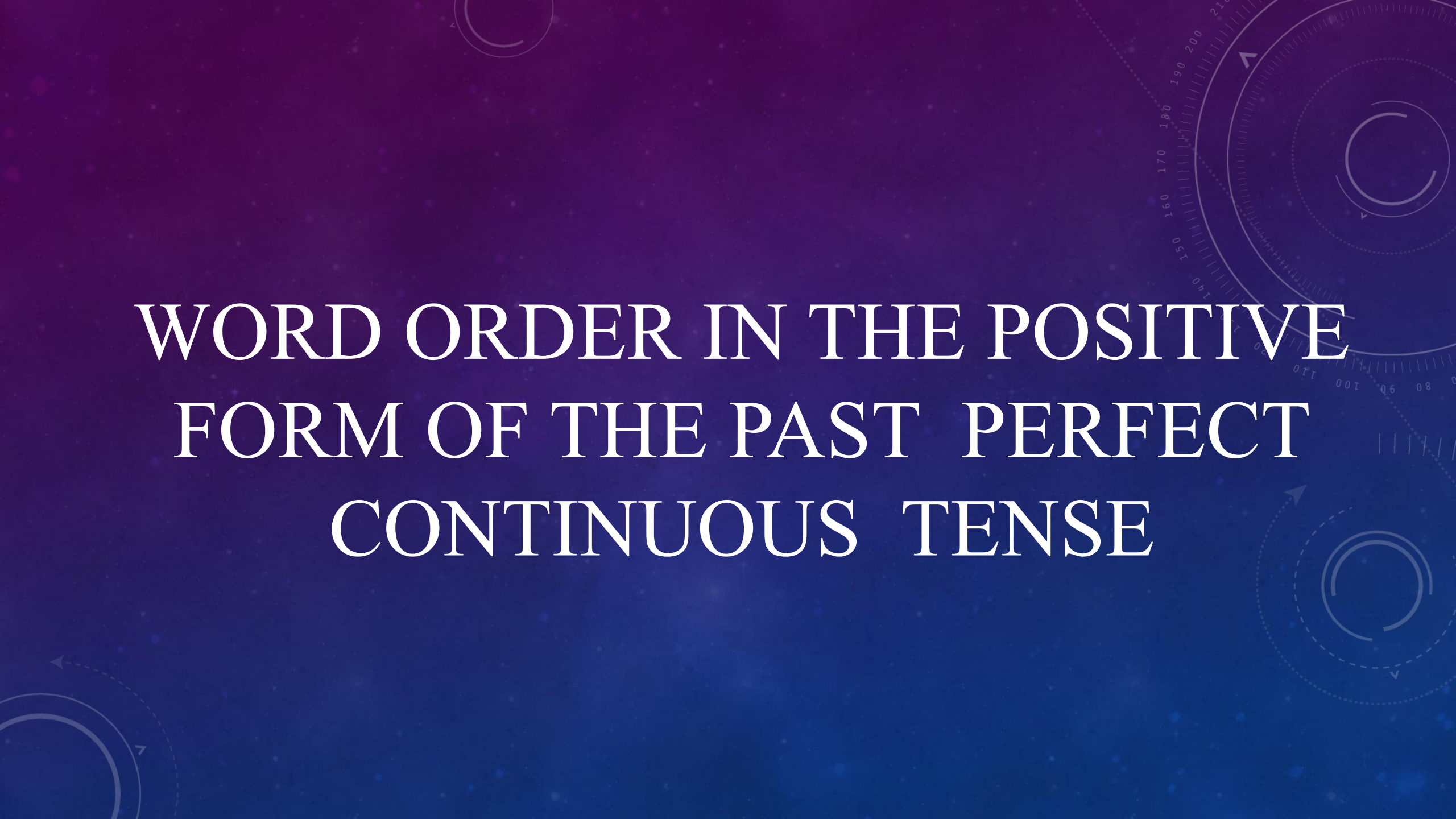
WORD ORDER IN GENERAL QUESTIONS OF THE PAST PERFECT TENSE

ОБЩИЙ ВОПРОС-ЭТО ВОПРОС,КОТОРЫЙ
НАЧИНАЕТСЯ СО ВСПОМОГАТЕЛЬНОГО
ГЛАГОЛА.ЭТО ВОПРОС БЕЗ ВОПРОСИТЕЛЬНО
СЛОВА

1	2	3	4
Had	I he she it we you they	V3/Ved	Остальные члены предложения

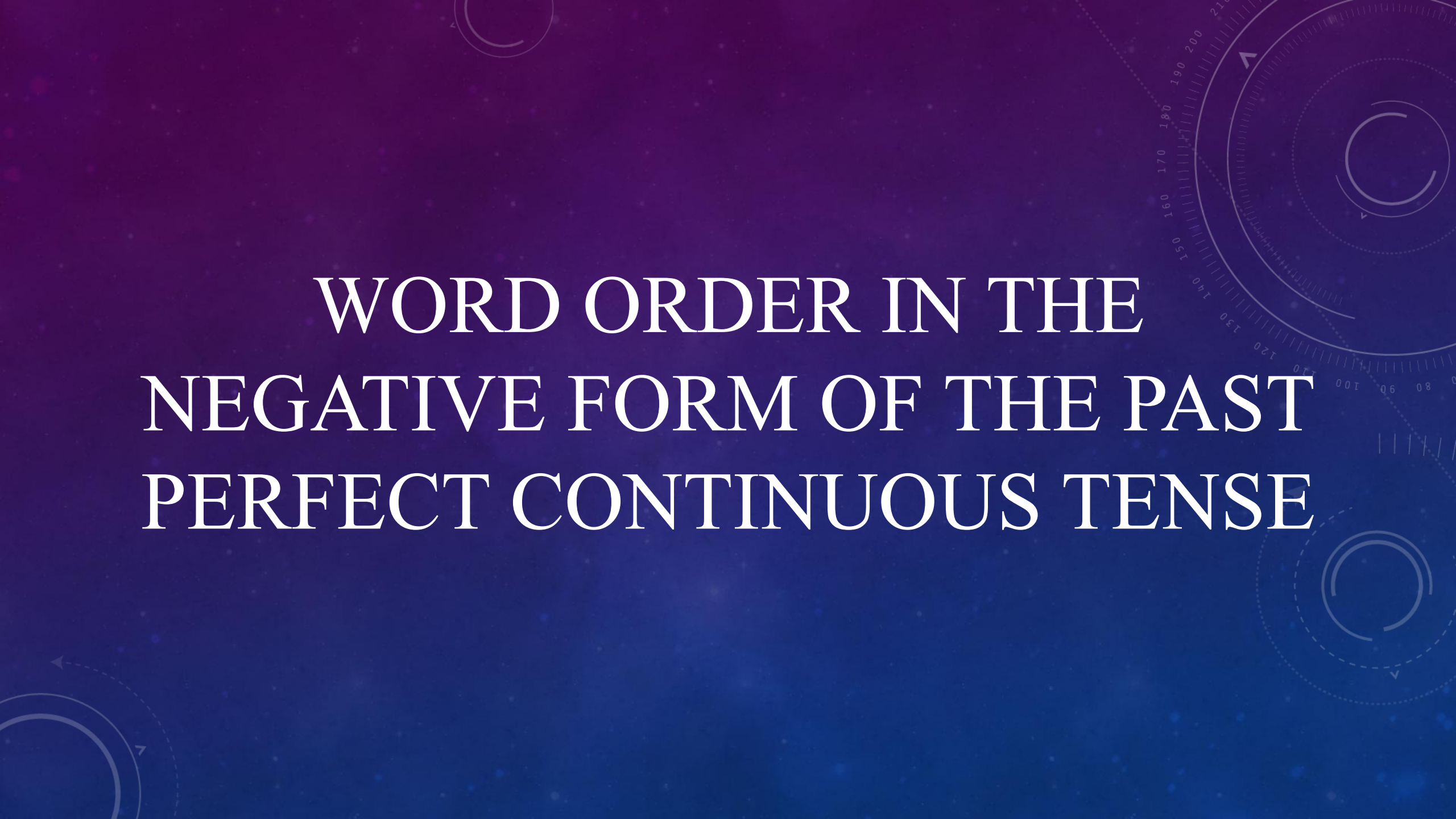
THE PAST PERFECT CONTINUOUS TENSE

+			?			-		
I He She It We You They	had been	Ving	Had	I he she it we you they	been Ving	I He She It We You They	had not been (hadn't been)	Ving

The background features a dark blue gradient with a subtle pattern of white stars. Overlaid on this are several technical diagrams, including circular gauges with numerical scales (e.g., 160, 170, 180, 190, 200, 210) and arrows, and concentric circles with dashed lines, suggesting a scientific or engineering theme.

WORD ORDER IN THE POSITIVE FORM OF THE PAST PERFECT CONTINUOUS TENSE

1	2	3	4	5
I He She It We You they	had	been	Ving	Остальные члены предложени я

The background is a dark blue gradient with a subtle pattern of white stars. Overlaid on this are several faint, light blue technical diagrams. These include circular gauges with numerical scales (e.g., 100, 110, 120, 130, 140, 150, 160, 170, 180, 190, 200, 210) and arrows, as well as various concentric circles and dashed lines, suggesting a scientific or engineering theme.

WORD ORDER IN THE NEGATIVE FORM OF THE PAST PERFECT CONTINUOUS TENSE

1	2	3	4	5
I He She It We You They	had not (hadn't)	been	Ving	Остальные члены предложения

WORD ORDER IN SPECIAL QUESTIONS OF THE PAST PERFECT CONTINUOUS TENSE

СПЕЦИАЛЬНЫЙ ВОПРОС- ЭТО ВОПРОС,
КОТОРЫЙ НАЧИНАЕТСЯ С ВОПРОСИТЕЛЬНОГО
СЛОВА

1	2	3	4	5	6
Вопросительное слово	had	I he she it we you they	been	Ving	Остальные члены предложения

WORD ORDER IN GENERAL QUESTIONS OF THE PAST PERFECT CONTINUOUS TENSE

ОБЩИЙ ВОПРОС-ЭТО ВОПРОС,КОТОРЫЙ
НАЧИНАЕТСЯ СО ВСПОМОГАТЕЛЬНОГО
ГЛАГОЛА.ЭТО ВОПРОС БЕЗ ВОПРОСИТЕЛЬНОГО
СЛОВА

1	2	3	4	5
Had	I He She It We You They	been	Ving	Остальные члены предложения

FUTURE TENSES

The background features a gradient from dark purple to blue, overlaid with a field of small white stars. Several technical diagrams are visible: a circular gauge with a scale from 0 to 210 and an arrow pointing to approximately 180; a circular gauge with a scale from 0 to 160 and an arrow pointing to approximately 140; and a circular gauge with a scale from 0 to 120 and an arrow pointing to approximately 100. There are also various circular lines and arrows scattered throughout the scene.

FUTURE TENSES

SIMPLE	CONTINUOUS	PERFECT	PERFECT CONTINUOUS
Tomorrow, next time, next year, in a week	Tomorrow at this time, this time next Monday	By this time next Monday, as soon as he comes	For four hours when he comes
Действие произойдёт в какой-то период времени в будущем	Действие будет происходить, продолжаться в какой-либо момент в будущем, который указан непосредственно временем или совпадающим действием	Действие завершится к определённому моменту в будущем, который выражен указанием точного времени или последующего действия	Действие будет длиться определённый период времени в будущем и завершится к известному моменту в будущем.

THE FUTURE SIMPLE TENSE

+			?			-		
I He She It We You They	will	V	Will	I he she it we you they	V	I He She It We You They	will not (won't)	V

The background features a dark blue gradient with a subtle pattern of white stars. Overlaid on this are several technical diagrams in a lighter blue color. These include circular gauges with numerical scales (e.g., 100, 110, 120, 130, 140, 150, 160, 170, 180, 190, 200, 210) and arrows, suggesting a scientific or engineering theme. The text is centered in a white, serif font.

WORD ORDER IN THE POSITIVE FORM OF THE FUTURE SIMPLE TENSE

1	2	3	4
I He She It We You They	will	V	Остальные члены предложения

The background features a dark blue gradient with a subtle pattern of white stars. Overlaid on this are several technical diagrams in a lighter blue color. These include circular gauges with numerical scales (e.g., 100, 110, 120, 130, 140, 150, 160, 170, 180, 190, 200, 210) and arrows, as well as various concentric circles and dashed lines, suggesting a theme of technology or science.

WORD ORDER IN THE NEGATIVE FORM OF THE FUTURE SIMPLE TENSE

1	2	3	4
I He She It We You They	will not (won't)	V	Остальные члены предложения

WORD ORDER IN SPECIAL QUESTIONS OF THE FUTURE SIMPLE TENSE

СПЕЦИАЛЬНЫЙ ВОПРОС- ЭТО ВОПРОС,
КОТОРЫЙ НАЧИНАЕТСЯ С ВОПРОСИТЕЛЬНОГО
СЛОВА

1	2	3	4	5
Вопросительное слово	will	I he she it we you they	V	Остальные члены предложения

WORD ORDER IN GENERAL QUESTIONS OF THE FUTURE SIMPLE TENSE

ОБЩИЙ ВОПРОС-ЭТО ВОПРОС,КОТОРЫЙ
НАЧИНАЕТСЯ СО ВСПОМОГАТЕЛЬНОГО
ГЛАГОЛА.ЭТО ВОПРОС БЕЗ ВОПРОСИТЕЛЬНОГО
СЛОВА

1	2	3	4
Will	I he she it we you they	V	Остальные члены предложения

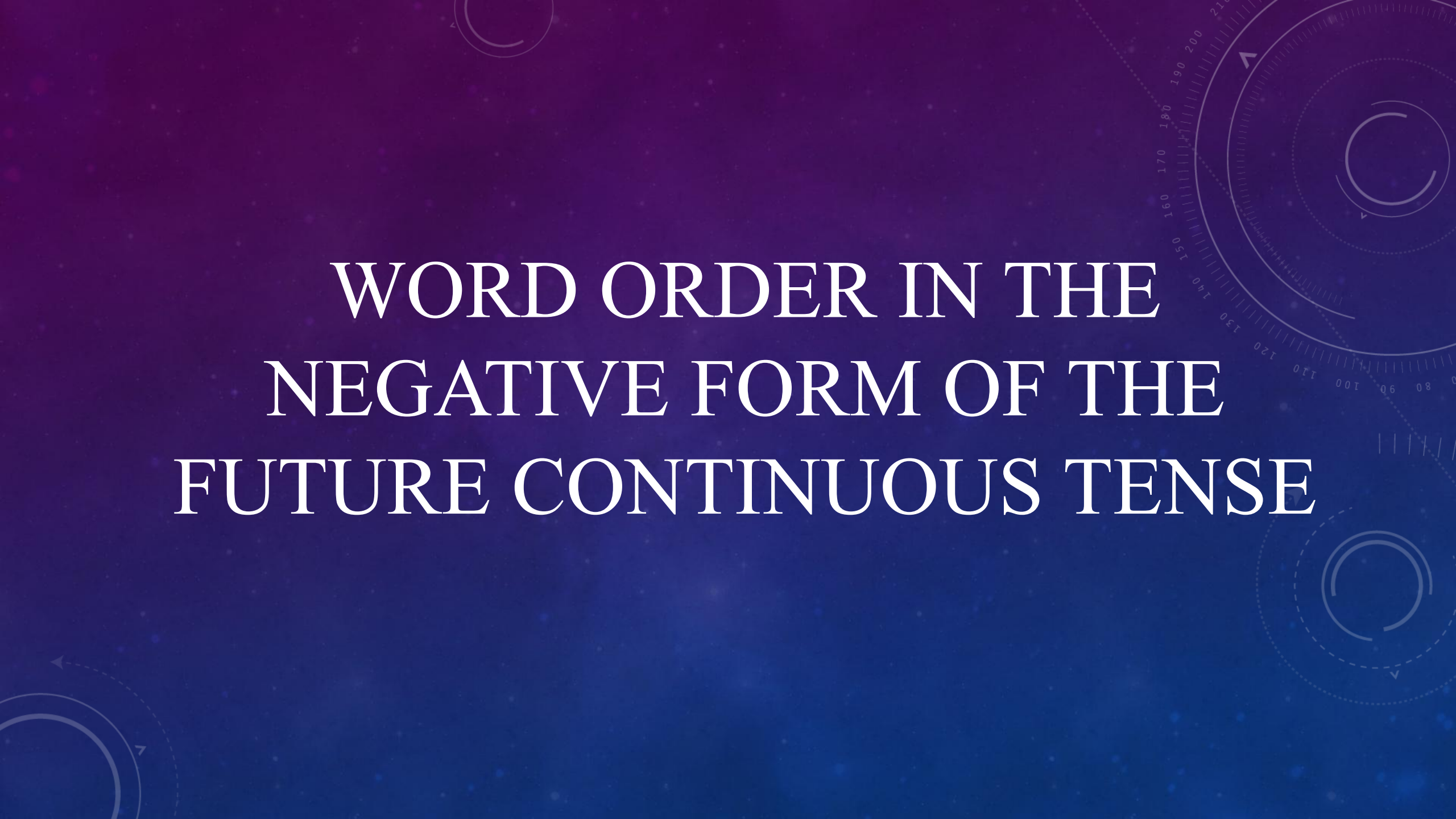
THE FUTURE CONTINUOUS TENSE

+			?			-		
I He She It We You They	will be	Ving	Will	I he she it we you they	be Ving	I He She It We You They	will not (won't) be	Ving

The background is a dark blue gradient with a subtle pattern of white stars. Overlaid on this are several faint, light blue technical diagrams. On the right side, there is a large circular diagram with concentric circles and radial lines, resembling a gauge or a scale, with numbers from 80 to 210. At the bottom left, there are smaller circular diagrams with arrows indicating rotation or movement.

WORD ORDER IN THE POSITIVE FORM OF THE FUTURE CONTINUOUS TENSE

1	2	3	4	5
I He She It We You They	will	be	Ving	Остальные члены предложени я

The background features a dark blue gradient with a subtle pattern of white stars. Overlaid on this are several technical diagrams in a lighter blue color. On the right side, there is a large circular gauge with a scale from 0 to 210 and a needle pointing towards 180. Below it is another circular diagram with concentric circles and arrows. In the bottom left, there are more circular diagrams with arrows. The overall aesthetic is that of a technical or scientific presentation.

WORD ORDER IN THE NEGATIVE FORM OF THE FUTURE CONTINUOUS TENSE

1	2	3	4	5
I He She It We You They	will not (won't)	be	Ving	Остальные члены предложения

WORD ORDER IN SPECIAL QUESTIONS OF THE FUTURE CONTINUOUS TENSE

СПЕЦИАЛЬНЫЙ ВОПРОС- ЭТО ВОПРОС,
КОТОРЫЙ НАЧИНАЕТСЯ С ВОПРОСИТЕЛЬНОГО
СЛОВА

1	2	3	4	5	6
Вопросительное слово	will	I he she it we you they	be	Ving	Остальные члены предложения

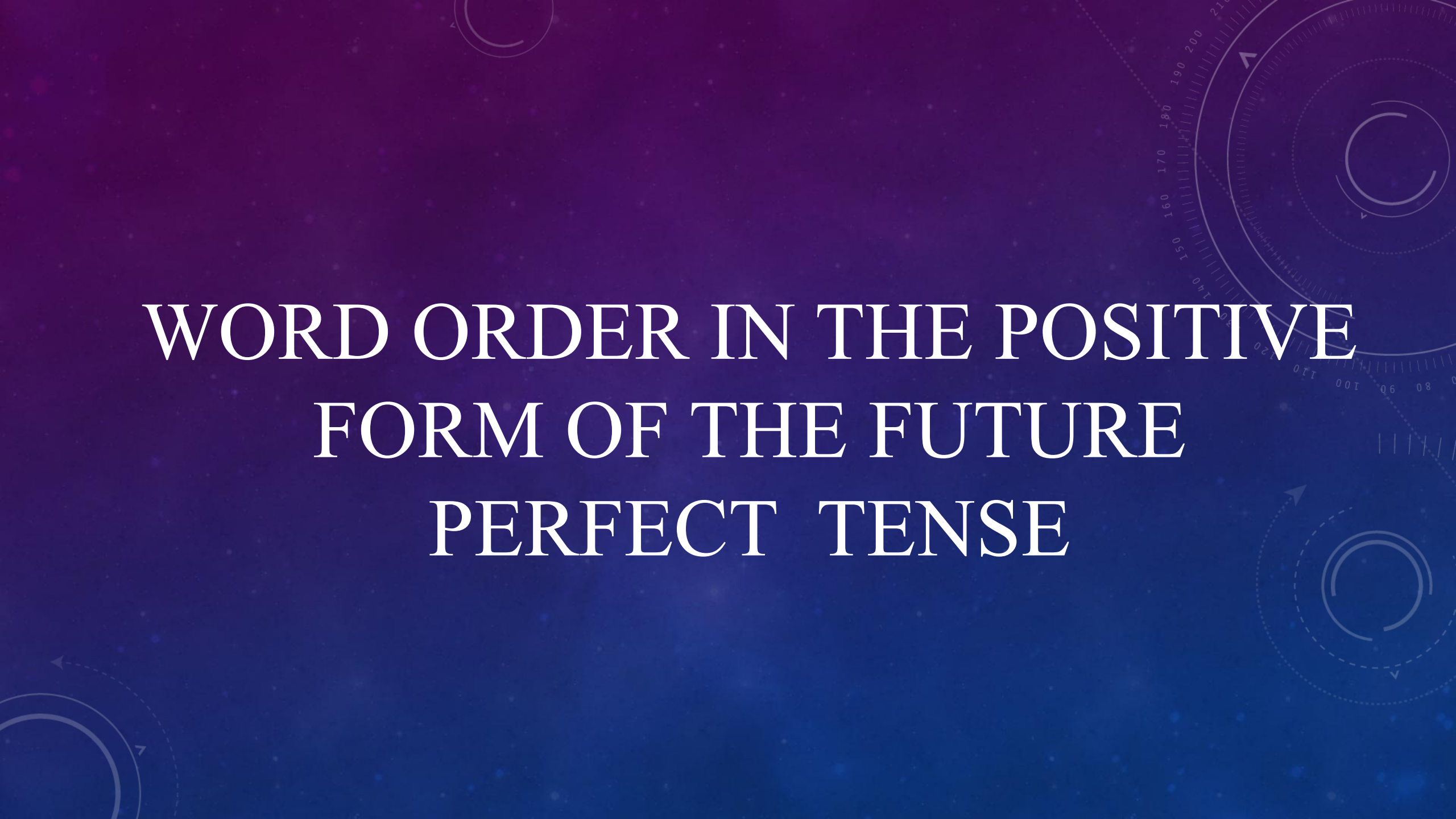
WORD ORDER IN GENERAL QUESTIONS OF THE FUTURE CONTINUOUS TENSE

ОБЩИЙ ВОПРОС-ЭТО ВОПРОС,КОТОРЫЙ
НАЧИНАЕТСЯ СО ВСПОМОГАТЕЛЬНОГО
ГЛАГОЛА.ЭТО ВОПРОС БЕЗ ВОПРОСИТЕЛЬН
СЛОВА

1	2	3	4	5
Will	I he she it we you they	be	Ving	Остальные члены предложения

THE FUTURE PERFECT TENSE

+			?			-		
I He She It We You They	will have	V3/Ved	Will	I he she it we you they	have V3/Ved	I He She It We You They	will not have (won't have)	V3/Ved

The background features a dark blue gradient with a subtle pattern of white stars. Overlaid on this are several technical diagrams, including circular gauges with numerical scales (e.g., 160, 170, 180, 190, 200, 210) and arrows, and various concentric circles and dashed lines, suggesting a futuristic or scientific theme.

WORD ORDER IN THE POSITIVE FORM OF THE FUTURE PERFECT TENSE

1	2	3	4	5
I He She It We You They	will	have	V3/Ved	Остальные члены предложения

The background features a dark blue gradient with a subtle pattern of white stars. Overlaid on this are several technical diagrams in a lighter blue color. These include circular gauges with numerical scales (e.g., 100, 110, 120, 130, 140, 150, 160, 170, 180, 190, 200, 210) and arrows, suggesting a scientific or engineering theme. The text is centered in a white, serif font.

WORD ORDER IN THE NEGATIVE FORM OF THE FUTURE PERFECT TENSE

1	2	3	4	5
I He She It We You They	will not (won't)	have	V3/Ved	Остальные члены предложения

WORD ORDER IN SPECIAL QUESTIONS OF THE FUTURE PERFECT TENSE

СПЕЦИАЛЬНЫЙ ВОПРОС- ЭТО ВОПРОС,
КОТОРЫЙ НАЧИНАЕТСЯ С ВОПРОСИТЕЛЬНОГО
СЛОВА

1	2	3	4	5	6
Вопросительное слово	will	I he she it we you they	have	V3/Ved	Остальные члены предложения

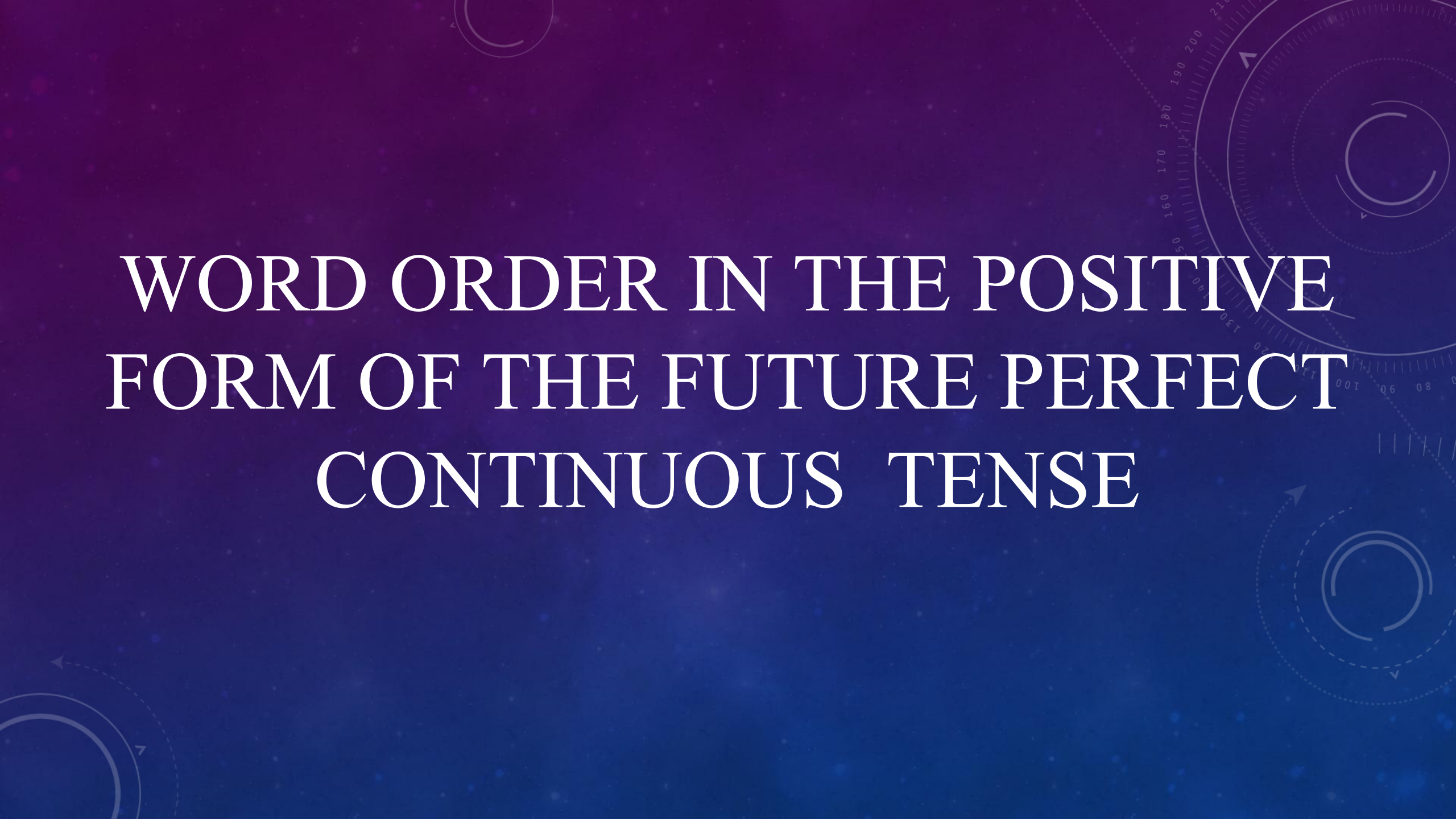
WORD ORDER IN GENERAL QUESTIONS OF THE FUTURE PERFECT TENSE

ОБЩИЙ ВОПРОС-ЭТО ВОПРОС,КОТОРЫЙ
НАЧИНАЕТСЯ СО ВСПОМОГАТЕЛЬНОГО
ГЛАГОЛА.ЭТО ВОПРОС БЕЗ ВОПРОСИТЕЛЬНОГО
СЛОВА

1	2	3	4	5
Will	I he she it we you they	have	V3/Ved	Остальные члены предложения

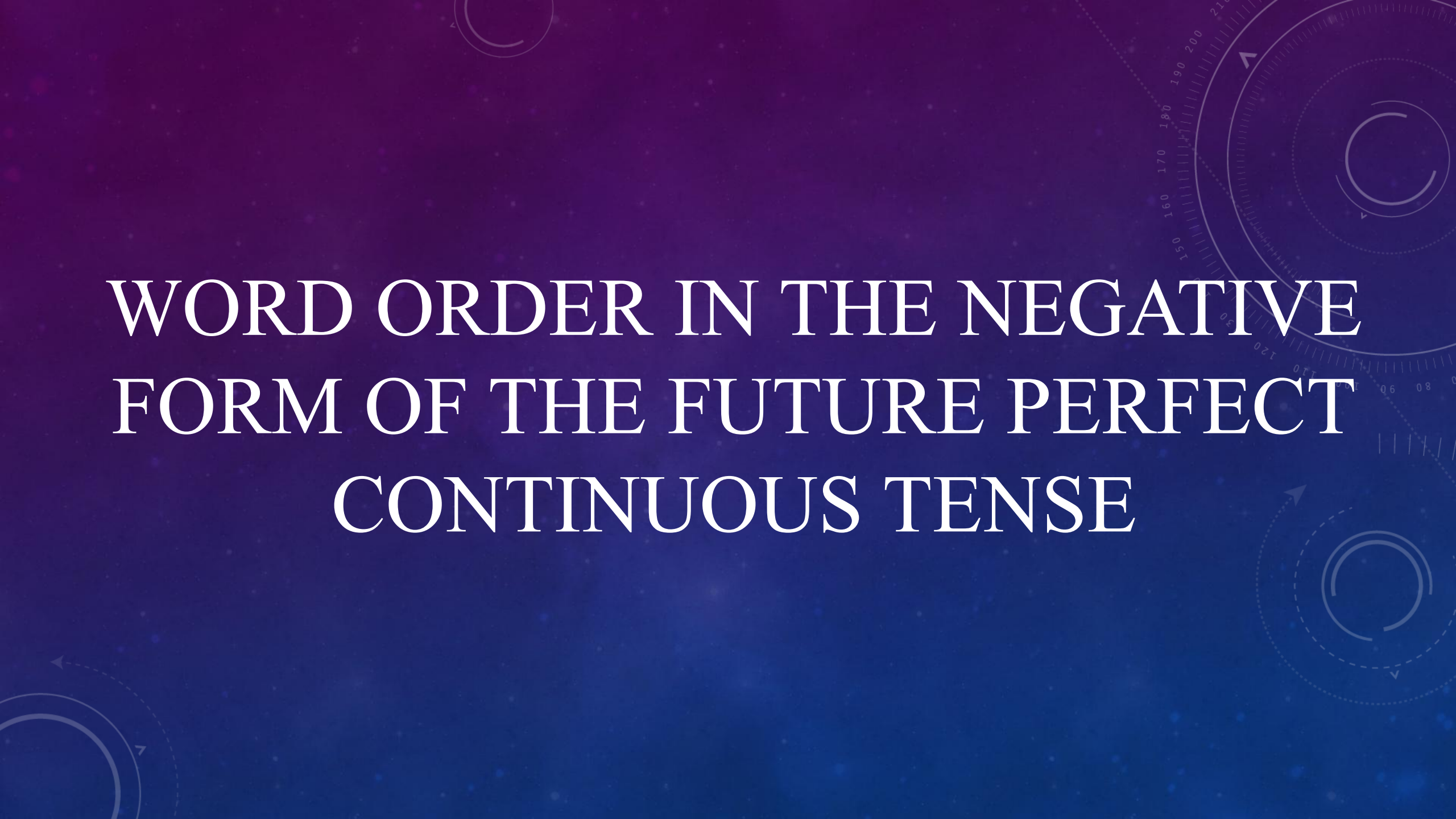
THE FUTURE PERFECT CONTINUOUS TENSE

+			?			-		
I He She It We You They	will have been	Ving	Will	I he she it we you they	have been Ving	I He She It We You They	will not have been (won't have been)	Ving

The background features a dark blue gradient with a subtle pattern of white stars. Overlaid on this are several faint, light blue technical diagrams, including circular gauges with numerical scales (0, 20, 40, 60, 80, 100, 120, 140, 160, 170, 180, 190, 200, 210) and dashed lines, suggesting a scientific or engineering theme.

WORD ORDER IN THE POSITIVE FORM OF THE FUTURE PERFECT CONTINUOUS TENSE

1	2	3	4	5	6
I He She It We You They	will	have	been	Ving	Остальные члены предложения

The background features a dark blue gradient with a subtle pattern of white stars. Overlaid on this are several faint, light blue technical diagrams, including circular gauges with numerical scales (e.g., 150, 160, 170, 180, 190, 200, 210) and dashed lines, suggesting a scientific or engineering theme.

WORD ORDER IN THE NEGATIVE FORM OF THE FUTURE PERFECT CONTINUOUS TENSE

1	2	3	4	5	6
I He She It We You They	will not (won't)	have	been	Ving	Остальные члены предложения

WORD ORDER IN SPECIAL QUESTIONS OF THE FUTURE PERFECT CONTINUOUS TENSE

СПЕЦИАЛЬНЫЙ ВОПРОС- ЭТО ВОПРОС,
КОТОРЫЙ НАЧИНАЕТСЯ С ВОПРОСИТЕЛЬНОГО
СЛОВА

1	2	3	4	5	6	7
Вопросительное слово	will	I he she it we you they	have	been	Ving	Остальные члены предложения

WORD ORDER IN GENERAL QUESTIONS OF THE FUTURE PERFECT CONTINUOUS TENSE

ОБЩИЙ ВОПРОС-ЭТО ВОПРОС,КОТОРЫЙ
НАЧИНАЕТСЯ СО ВСПОМОГАТЕЛЬНОГО
ГЛАГОЛА.ЭТО ВОПРОС БЕЗ ВОПРОСИТЕЛЬНОГО
СЛОВА

1	2	3	4	5	6
Will	I he she it we you they	have	been	Ving	Остальные члены предложения