

Урок обучения монологической речи. Учебник Spotlight, 3, module 6, урок закрепления знаний по теме “Home”

Тема урока: Home, sweet home.

Цели:

- 1. Повторение лексики по теме HOME, SWEET HOME
- 2. Повторение грамматики: Предлоги места, There is/are, have got
- 3. Развитие навыка монологической речи

Задачи:

- Обучить монологической речи.
- Развить коммуникативную компетенцию.
- Закрепить грамматические навыки
- Развить навыки аудирования иноязычной речи; активизировать навыки говорения;

- Формы: фронтальная работа с классом, беседа, индивидуальная, групповая работа
- Методы: наглядные, упражнения, аудирование, чтение вслух

Оборудование:

- Компьютер
- Проектор
- Презентация
- УМК «Spotlight 3» Ваулина Ю.Е., Эванс В., Дули Дж., Поспелова Н.Д.

Ход урока

- **1. Организационный момент. На доске дата. HOME, SWEETHOME.**

T: Hello, boys and girls! My name is Mary Pippins. I'm from Great Britain. I like surprises. Today we are going to have a surprise lesson and talk about " HOME ". We shall revise everything about home, and you'll tell me about your rooms. Agreed!

1, 2, 3, 4... girls and 1, 2, 3, ... boys. Nice girls and nice boys. I'm glad to see you. How are you?

P1: I'm fine, thanks.

2. Повторение лексики по теме “Квартира”

- This my first surprise: Let’s listen to the song about my room.
- (song “This is my house”)
- T: Do you like this song? Let’s learn it, but at first we shall revise the words. Look at me and repeat after me.

This is my **house**,
It's number two.
There's a **bedroom**, a **bathroom**
And a **kitchen** too!
In my house
There's a **living room** and in the
garden
All the flowers bloom!



3. Автоматизация употребления лексики на основе диалога. (на доске записан вопрос: Are the presents for Chuckles?)

- T. Now I'll show you the film about my friends Luly and Lurry. Luly and Lurry have got the monkey Chuckles. They all like presents. Do you like presents? Chuckles likes presents too. Be very attentive and after the film you'll answer the question on the board. "Are the presents for Chuckles?"
- T. "Are the presents for Chuckles?" – No. Now open your books at page 91. Look! this is our dialogue. Look, listen and repeat.

3 Listen and read.

1 Grandma! Grandpa!

Hello, Larry! Where's Lulu?

2 She's in the bedroom.

Lulu, these presents are for you and Larry.

3 Hello, grandma! Hello, grandpa!

Come and see your room!

4 Thank you, Grandma!

5 Wow! A kangaroo!

6 Where's Chuckles?

Look, Larry! A koala!

Look! He's there, under the chair!

4 Read again and say **yes** or **no**.

The presents are for Chuckles.

4. Автоматизация употребления лексики в речи.

- T. Luly has got a nice house. She will show you her rooms. Look and answer the questions.



5. Повторение предлогов места. Prepositions

- T. I have got a pretty dog. It's name is Rascal. Pascal likes to play "hide and sick" He always hides. Please, help me to find him. Look at the screen and repeat after me.
- T. Let' play with Pascal.



6. Зарядка

- T. Stand up please. Let's play "day and night"

7. Повторение оборота There is/are.

- T. I've got a nice house in London. There are many rooms in it. They are very nice and there is a lot of furniture in their. Look at my favorite room and repeat after me.
- T. I like surprises. This is my second surprise for you. Do you like play computer games?
- Now let's play computer game. Take your sits at the computers. Unit 5. Grammar 1.



Hint

Cup board

00:12

GAMES









RULE

8. Обучение монологической речи.

- T. There are many rooms in my house. This is my room for guests. My room is violet. There's a shelf in my room. There's a bed under the shelf. There's a wardrobe next to the bed. There are lilac curtains on the window. My room is very nice.
- I'd like you tell me about your rooms and I'll help you to do this.
- At first, boys and girls let's fill the gaps.

Look, read and complete.

This is our 1)  house. It is a big house! There's a living room, a 2)  ..., two bathrooms and four 3) 

Look! There's a pink 4)  ... in the bathroom! Our living room is 5)  ... and there are two big mirrors in it. Look at all the flowers in our 6)  ... ! Our house is very nice!

9. Составление монологических высказываний.

- T. I'd like you to visit my house. There are many rooms for it. Please, choose the room you like best of all and describe it. Work in groups, take your sits at the computers and describe the pictures.
- T. Come to the screen and tell us about your favorite room.

10. Завершение урока.

- T. Nice girls and nice boys! We have learnt how to tell about our rooms It was a marvelous lesson. I liked it very much, and you? You have marks on your tables. Rate our lesson. Rate yourselves. Rate me. Thank you. Now let's sing a song about our house.