

# Russian State Exam EGE



*Мировой эксперт в обучении  
АНГЛИЙСКОМУ ЯЗЫКУ*



# Homework Check

*Тесты для подготовки к ЕГЭ по английскому  
языку: Тесты 1-3,  
Раздел 5 Говорение,  
задания 1 и 2 :  
стр. 18,32,46*

*Mini-mock results/feedback*



# Course Navigation





# Seminar Plan

**Seminar Glossary**

**Exam focus: detailed listening for full understanding**

**Test Drive: listening task 3**

**Exam strategies for multiple choice**

**Language focus: identifying contractions**

**Exam practice: listening task 3**



MACMILLAN

Exam Skills for Russia

Тесты для подготовки к ЕГЭ  
по английскому языку

## Glossary

*Detailed listening with full understanding* –  
полное понимание прослушанного  
текста

*Contraction* – стяженная форма из двух  
или трех слов, сокращенная форма

*Wh-words* – вопросительные слова

*Comparing* – сравнение

*Contrasting* – противопоставление

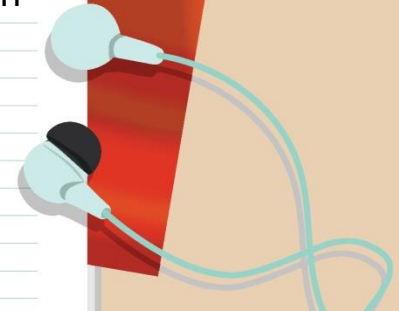

*Auxiliary verb* – вспомогательный глагол

*At random order* – в произвольном порядке

*Randomly* – произвольно, случайно

*Option* – вариант

*Choose one option* – выберите один вариант





# Listening paper: 3 tasks



**Listening for the gist or main ideas: matching  
(8 min)**



**Listening for specific information:  
3-option questions (8 min)**





**Detailed listening with full understanding:  
multiple  
choice (14 min)**



# Test Drive

*Вы услышите интервью. В заданиях **3-9** запишите в поле ответа цифру **1, 2** или **3**, соответствующую выбранному Вами варианту ответа. Вы услышите запись дважды.*






# Check your answers!

What is your score?

What helped you get the right answers?

Which difficulties did you face?



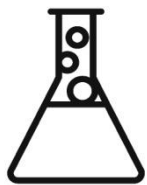




# Exam strategies

Detailed listening for  
full understanding





# Formula for Success



Before


- Listen for help to
- 2nd listening during the
- comparing

While

- Mark all the possible answers during the 1st listening
- Make your final report

After

- Stop reading the questions
- Focus on listening and start
- Mark all the possible answers during the 1st listening
- Make your final report



## Strategy 1 Focusing on questions

Questions
Who?
What?
When ?
Where?
Why?
How?

Answers
After class.
To prepare for exams.
The teacher.
By heart.
A home task.
Outside.





## **Exam strategy:** focusing on questions

1. In the USA.
2. At school.
3. Everywhere.
4. Newspapers and magazines.
5. Goes for new books.
6. It belongs to them.
7. Everybody.
8. Students.





## **Exam strategy:** justifying the right answer

0. You find out from a radio interview that

***musical training helps children with special needs  
and enhances communication skills***

Work in pairs and try to write an interview script for this piece of information.

Will you use the same words or synonyms?





## **Exam strategy: justifying the right answer**

1. ‘ ... involves hearing ...looking...touching...  
involves different senses’
2. ‘Musical training can improve a person’s brain stem activity’
3. ‘Individuals with different levels of musical ability’

STRATEGY




## **Exam strategy:** justifying the right answer

4. '...helps to learn native and foreign languages, math ... various subjects'

5. '...understand facial expressions better'

6. '...do have special schools where the experiment is still being done'

STRATEGY



## Exam strategy: Hearing 'but' for contrasting information

1. Joining two ideas or statements when the second one is different from the first one, or seems surprising after the first one
2. Used after a negative statement for introducing what is true instead







## Exam strategy: Hearing 'but' for contrasting information

### Question 1

*'independent states ... BUT English is still spoken...'*

### Question 2

*'Hound' is still used BUT not as commonly as 'dog'.*



STRATEGY



## Exam strategy: Hearing 'but' for contrasting information

### Question 3

*'not only books BUT newspapers and magazines'*

### Question 4

*'the discovery must be widely used .... BUT alas it's not so easy in this country'*.


STRATEGY



## Exam strategy: hearing 'but' for contrasting information

3	4	5	6	7	8	9
2	2	1	1	2	3	3





## Exam strategy: Hearing 'but' for contrasting information

### Question 5

*'True but to some extent'* about crystal's shape

### Question 6

*'But that's a rare thing'* about snow in warmer areas.





# Exam practice



1	2	3	4	5	6	7
2	3	3	1	2	3	2





## Language focus: identifying contractions

- contractions
  - Contractions with the pronouns
  - Contractions with the auxiliary verbs and ***not***



# Contractions with pronouns

- *'m = am (I'm)*
- *'re = are (you're, we're, they're)*
- *'s = is and has (he's, she's, it's)*
- *'ve = have ('ve, you've, we've, they've)*
- *'ll = will (I'll, you'll, he'll, she'll, it'll, we'll, they'll)*
- *'d = had and would (I'd, you'd, he'd, she'd, it'd, we'd, they'd)*



# Contractions with auxiliary verbs

<i>aren't</i>	<i>are not (we aren't, you aren't)</i>
<i>can't</i>	<i>cannot</i>
<i>couldn't</i>	<i>could not</i>
<i>didn't</i>	<i>did not (I didn't, they didn't)</i>
<i>hasn't</i>	<i>has not</i>
<i>haven't</i>	<i>have not</i>
<i>isn't</i>	<i>is not (she isn't, it isn't)</i>

<i>mustn't</i>	<i>must not</i>
<i>shan't</i>	<i>shall not</i>
<i>shouldn't</i>	<i>should not</i>
<i>wasn't</i>	<i>was not</i>
<i>weren't</i>	<i>were not</i>
<i>won't</i>	<i>will not</i>
<i>wouldn't</i>	<i>would not</i>





# Test yourselves!



**Answer these questions:**




1. Why is it important to pay attention to the question word?
2. How can you justify that the answer is correct?
3. What does 'but' indicate in a conversation?



# Test yourselves!



Are the statements below  
**true** or **false**




- You will hear a long interview
- You will have to answer 7 questions
- You may choose more than one option for each answer
- The questions follow a random order
- You will hear the recording twice



# Test yourselves!



Are the statements below  
**true** or **false**



- You will hear a long interview **true**
- You will have to answer 7 questions **true**
- You may choose more than one option for each answer **false**
- The questions follow a random order **false**
- You will hear the recording twice **true**

# Home work

*Practice  
makes  
perfect!*


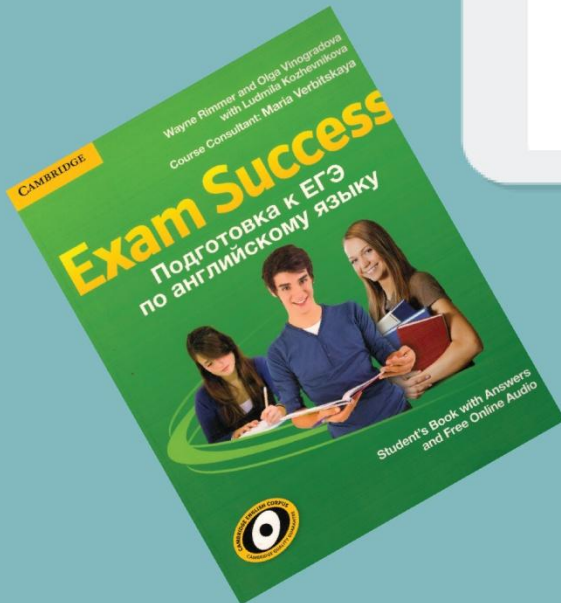
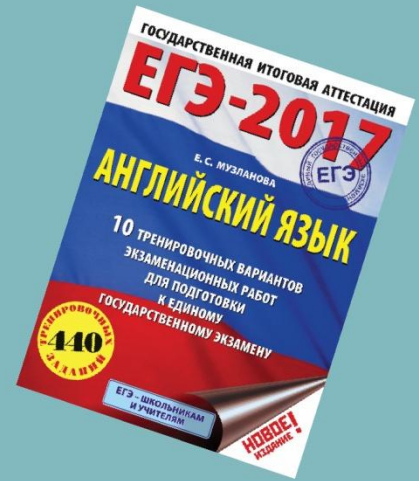
*Don't  
forget to  
practice at  
home*

*Тесты для  
подготовки к ЕГЭ по  
английскому языку:  
Тесты 1-3, Раздел 1  
Аудирование,  
задания  
множественного  
выбора уровня В1:  
стр. 9,23,37.*

# Useful Links



- <http://www.fipi.ru>
- <https://ege.yandex.ru>





Мировой эксперт в обучении  
английскому языку

**Thank you!**