

Урок английского языка в 3 классе УМК: Терминасова С.Г.



Подготовила студентка 42Н
группы Свердловского
областного педагогического
колледжа Узких У.М.

What Mr Clown's pupils can do?



Let's play



Let's remember modal verb Can

Чтобы узнать, что конкретно умеют делать герои используй такую конструкцию: What (I, you, we, they, he, she, it) can do?



let's listen the dialog and fill the gaps

Mr Clown: Hi boys and girls. I'm happy to see you.

Boys and girls: (together) Hello Mr Clown.

Mr Clown: Now Tom, What can you do?

Tom: I can _____ and _____

MrClown: Very well. And who's that? Your sister?

Tom: That's Amy, my friend.

Mr Clown: What can she do?

Tom: She can _____ and _____

Amy: Yes, I can _____ and _____

MrClown: I see. And this boy. Is he your brother?

Amy: Yes, this is Frank.

Mr Clown: What can he do?

Amy: Oh, he can do _____

Tom: He can _____ ,




New words

Nice |naɪs|




Robot |rəʊbɒt|



Small [smɔ:l]




Clever
| 'klɛvə |



Fatakat.com

Funny | 'fʌni|



Read
|ri:d|




Write |raɪt|

Toys | toɪz |



Paint | peɪnt |



Draw | drɔ: |



plane |pleɪn|



© Александра Малышева, aka saЦика, 2009

Car |kɑː|

ship |ʃɪp|



SkyClipArt.ru

planet
|planet|



artist | 'ɑ:tɪst |



teacher | 'ti:tʃə |

Mechanic
| mɪ'kanɪk |



Secretary | 'sɛkrɪt(ə)rɪ |



engineer
| ɛndʒɪˈnɪə |



Ask on questions

- 1) Who is Candy? Candy is robot
- 2) Is it she or he? Candy is she
- 3) What is she like? She like toys
- 4) What can she do? She can draw, paint, read and write in English, run and jump
- 5) What can't she do? She can't dance and sing



True or false

Candy is Robot; (True

This robot is a boy; (False)

Candy can a lot of things; (True

Candy can sing or dance; (False)

Candy can paint and draw; (True

Candy don't like toys; (False)

Candy is small, clever and funny robot.

(True

)



Work in pairs

- 1) Books: books page number 60 exercises 5.
page number 60 exercise 6(B)
- 2) Activity books: page number 55-56
exercises 1,3



Homework

Activity books:page number 55-56
exercises 2,4.



Thank you for lesson!

