

SILVERMAN

# THROUGHOUT

SEE NOTES BELOW FOR SPECIFIC INFORMATION ON ITEMS AND LINKS



48X48 TILE FLOOR IN  
KITCHEN AND GREAT  
ROOM. GRID LAY



INTERIOR DOORS




INTERIOR  
DOOR  
HARDWARE



INTERIOR TRIM

WALLS, CEILING, TRIM  
COLOR



# ENTRY

SEE NOTES BELOW FOR SPECIFIC  
INFORMATION ON ITEMS AND LINKS



DOOR COLOR AND  
GRAIN



WOOD FRONT DOOR WITH SIDE LIGHTS,  
STAINED, WHITE WALLS THROUGHOUT

# GREAT ROOM




GREAT ROOM FIREPLACE RENDERING FOR  
MATERIAL REFERENCE



# GREAT ROOM

SEE NOTES BELOW FOR SPECIFIC  
INFORMATION ON ITEMS AND LINKS

FIREPLACE AND HEARTH METAL



FIREPLACE STONE, 1,2,3 DRY STACK



EXAMPLE OF STONE STACK AND SIZING  
(NOT COLOR AND SHAPE) FOR FIREPLACE,  
INSPIRATION FOR LINEAR CONTEMPORARY  
FIREBOX

# GREAT ROOM

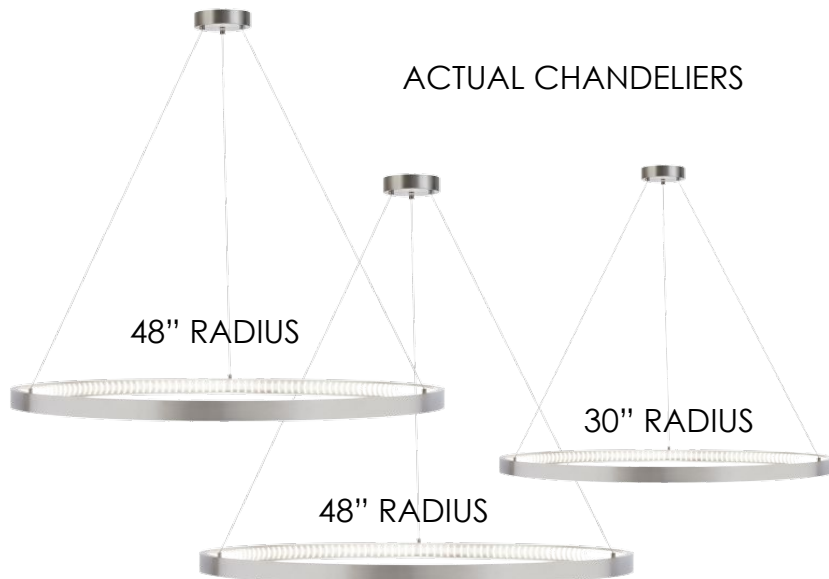
SEE NOTES BELOW FOR SPECIFIC INFORMATION ON ITEMS AND LINKS



CHANDELIERS HUNG  
SIMILAR TO AS  
SHOWN, ACTUAL SIZES  
BELOW, 10-11 FEET  
OFF THE GROUND



ART LIGHTS, ONE IN  
EACH BOOKCASE



ACTUAL CHANDELIERS

48" RADIUS

30" RADIUS

48" RADIUS

# GREAT ROOM

SEE NOTES BELOW FOR SPECIFIC  
INFORMATION ON ITEMS AND LINKS



CLEAR STORY  
WINDOWS AROUND  
GREAT ROOM AND IN  
KITCHEN



SLIDER DOOR



# WINE

SEE NOTES BELOW FOR SPECIFIC  
INFORMATION ON ITEMS AND LINKS



BACK LITE WHITE  
ONYX



CABINET COLOR AND  
GRAIN




WINE BOTTLE  
STORAGE EXAMPLE  
(NO YELLOW)



# KITCHEN

SEE NOTES BELOW FOR SPECIFIC  
INFORMATION ON ITEMS AND LINKS



3X9 MATTE GLASS  
BACKSPLASH TILE,  
LAID IN VERTICAL  
STACK


CABINET STAIN AND GRAIN, SLAB  
FRONT PROFILE, FULL OVERLAY



LINEAR BAR LIGHT OVER  
ISLAND WITH PREP SINK ONLY

# KITCHEN

SEE NOTES BELOW FOR SPECIFIC  
INFORMATION ON ITEMS AND LINKS



COUNTERTOPS

# KITCHEN

SEE NOTES BELOW FOR SPECIFIC  
INFORMATION ON ITEMS AND LINKS



STAINLESS STEEL HOOD  
WITH TWO, .5" REVEALS,  
SEE DRAWING



MAIN SINK AND  
FAUCET



PREP SINK AND  
FAUCET

# KITCHEN

SEE NOTES BELOW FOR SPECIFIC  
INFORMATION ON ITEMS AND LINKS



36" PANEL READY  
REFRIGERATOR AND  
FREEZER




24" MICROWAVE  
DRAWER

NO PANEL READY  
APPLIANCES, ALL  
STAINLESS STEEL



24" DISHWASHERS



30" STACKED WALL  
OVENS



48" GAS STOVE TOP



# KITCHEN

SEE NOTES BELOW FOR SPECIFIC  
INFORMATION ON ITEMS AND LINKS



TIGHT REEDED PANTRY POCKET  
DOOR WITH BLACK FRAME



APPLIANCE PULLS (ON ALL  
PANELED APPLIANCES)

# KITCHEN INSPIRATION

ISLANDS WRAPPED IN  
COUNTERTOP  
MATERIAL, SEE  
ELEVATIONS AND  
DRAWINGS FOR  
REFERENCE




FACE OF  
ISLAND AT  
COUNTER  
STOOLS



SMOOTH GRAIN, STAINED  
WOOD CABINETS, SLAB  
FRONT PROFILES, FULL  
OVERLAY

# GREAT ROOM FURNITURE



FLOOR LAMP, LAMP TO  
EXTEND OVER SIDE OF  
COUCH



ACCENT CHAIR AND STOOL

# GREAT ROOM FURNITURE



COFFEE TABLE

COFFEE TABLE, TOP VIEW



COFFEE TABLE SIDE VIEW



COFFEE TABLE SIDE VIEWS





# GREAT ROOM FURNITURE



10'-0" X 16'-0" RUG

# GREAT ROOM FURNITURE



ACTUAL EXISTING SECTIONAL,  
TO BE REUPHOLSTERED WITH  
FABRIC SHOWN



SECTIONAL FABRIC



SECTIONAL SHAPE  
INSPIRATION



# GREAT ROOM FURNITURE



DINING TABLE



DINING CHAIRS (X8)



DINING CHAIRS FABRIC

# GREAT ROOM FURNITURE



COUNTER STOOLS FABRIC



COUNTER STOOLS (X4)



# GREAT ROOM ART



PAINTINGS ON EITHER SIDE OF  
FIRPLACE, UNDER PICTURE  
LIGHTS. MAKE SAME SIZE



ON WALL NEXT TO FRONT  
DOOR/HALLWAY

# MASTER BATHROOMS



SHOWER WALLS AND CEILING



SHOWER FLOOR



TILE ON TUB WALL



BATHROOM FLOOR LAID  
IN STACKED PATTERN



# MASTER BATHROOMS



CHANDELIER OVER TUB

CABINET STAIN AND GRAIN



SOLID SURFACE COUNTERTOP (ALSO WRAPPED AROUND TUB ON TOP AND FRONT, AS NICHE SILL, AND FLOATING SHOWER BENCH)

# MASTER BATHROOMS



CHROME SINK FAUCETS AND  
WHITE SQUARE SINKS



CABINET HARDWARE

EXAMPLE OF SIDE LIGHT,  
FRONT LITE MIRROR



INTEGRATED TUB IN WHITE,  
FRONT AND TOP WRAPPED IN  
SAME SOLID SURFACE  
COUNTERTOP





# HER SIDE FURNITURE



MAKE UP STOOL, MAKE TALL  
ENOUGH TO FIT UNDER  
COUNTER HEIGHT

# HIS SIDE FURNITURE



ACCENT CHAIR



WALLPAPER ON WALL TO  
RIGHT OF VANITY, BEHIND  
CHAIR, SEE DRAWINGS (BOLD  
RED LINE)

**Thank You!**