

# Описание фотографии на АНГЛИЙСКОМ ЯЗЫКЕ

*Обратите внимание на выделенные слова:*

- причинно- следственные союзы придают вашему описанию логичность
- вводные слова придают вашей речи связность и естественность.



Воспользуемся **стандартным способом описания**, то есть начнем с общего плана и постепенно будем переходить к частному, а именно, к деталям. Кстати, в конце, обязательно, надо сказать несколько слов о теме фотографии и о своем отношении к данной теме.

### **Итак, порядок такой:**

общее описание того, что вы видите (в данном случае, пляж в курортном городке)

детали (аттракционы, много людей, отличная погода)

ваше отношение к теме (хотели бы вы оказаться сейчас на пляже?  
— ответ очевиден!)



### **Вводная фраза:**

**Well**, I would like to start with a general description.

### **Что изображено:**

This photo (picture) **shows** a seaside resort in summer. The weather is hot **that's why** the beach is full of people.

### **Детали:**

There are no clouds in the sky and **it looks** light blue. **As for** the sea, it is a bit rough, I can see the waves, **so** the light wind is **probably** blowing.

**In the foreground** just a bit **to the right** there is a big merry-go-round. I can **guess** that a lot of children are riding horses there. They **may be** laughing, shouting, **in other words**, they are having fun.




Another kind of attraction is situated **to the left of** the first one. **It looks** smaller and **at the first sight** you can **suppose** that it is a merry-go-round, too. But **if you look closer**, you can see that it **might be** a kiosk with some food or souvenirs **because** people are standing around **probably** looking for something to buy.

The beach is very crowded. The people are lying on the sand and swimming in the sea.

**Не забудьте о заднем фоне:** In the background I can **make out** the outline of a white pier (пирс) which **stands out against** the blue sky.

**Заключение:** As for me, I have enjoyed a lot describing this cheerful picture. This sunny beach makes me feel optimistic **because** in a few weeks I hope I will be enjoying swimming in the sea, too.



**Стандартные фразы  
и выражения для  
описания  
фотографии на  
английском языке**

**The photo shows ...** — На фотографии изображено ...

**In the centre/middle of the photo we can see a ...** — В центре/  
середине фотографии мы видим ...

**In the foreground there is a ...** — На переднем плане находится ...

**In the background there are ...** — На заднем плане находится ...

**It is situated in ...** — Он расположен в ...

**On the left (of ...) stands ...** — Слева (от ...) стоит ...

**On the right (of ...) sits...** — Справа (от...) сидит ...

**In the distance we can make out the outline of a...** — Вдалеке мы  
можем разглядеть очертания ...


**At the first glance, ...** — На первый взгляд, ...

**But if you look closely, you can see ...** — Но если присмотреться, вы  
можете увидеть...

**It looks strange ...** — Он выглядит странно

**It looks like ....** — Она похожа на ...

**As for, ...** — Что касается ...



**Лексика для  
описания  
фотографии на  
английском языке**

I can **suppose** that ... — Я могу предположить, что ...

I **guess** ... — Я полагаю ...

I can hardly **make out** (= see) — Я едва могу различить (увидеть) ...

It **stands out** against the blue sky. — Она выделяется на фоне голубого неба.

She **looks** tired. — Она выглядит уставшей.

It **looks as if** it is getting dark. — Похоже, начинает темнеть.

They **may /might** be looking for ... — Они, возможно, ищут ...

The wind is **probably** blowing. — Вероятно, дует ветер.

It **seems to me** that ... — Мне кажется, ...

the **outline** of a white pier — очертания белого пирса

**Запомните:**

**in the sky** — на небе

**in the rain** — под дождем (как бы внутри дождя)

**in the sun** — под солнцем (в солнечном свете)

Также, если вы говорите о том, что изображено НА картине или фотографии, надо употреблять предлог **IN**:


**in the picture**

**in the photo**



**Это стандартное описание  
фотографии, оно избыточное для  
формата ЕГЭ!**

**Описание фотографии на ЕГЭ не  
должно занимать более 2 минут!**



**Примерное описание  
фотографии  
(ЕГЭ, задание 3)  
по опциям**

**Task 3.** Imagine that you are showing your photo album to your friend. Choose one photo to present to your friend. **You will have to start speaking in 1.5 minutes and will speak for not more than 2 minutes.** You have to talk continuously. In your talk remember to speak about:

**(1) when** you took the photo — где ты сделал этот снимок

**(2) what/who** is in the photo — что или кто на фотографии

**(3) what is happening** — что происходит в момент, когда был сделан снимок

**(4) why** you took the photo — почему ты сделал этот снимок

**(5) why** you decided to show the picture to your friend — почему ты решил показать эту фотографию своему другу



(0) Well, I have chosen to show you photo number 2.

(Это ваша первая фраза. Она нужна для экзаменатора).

**Look at this photo.**

(Так нужно начать, если вы сдаете экзамен в компьютеризированной форме, без участия экзаменатора-собеседника.)

(1) I took it a **month ago** when I was going on excursion with my classmates. I remember that day very well.

(2) In this photo you can see **our bus driver**. As you see, he looks very friendly. We have made friends with him.

(3) **We were going to the State Darwin Museum** and on the way he told us a lot of facts about wild life. By the way, he is from the northern part of Russia.



(4) Well, at that time I was doing a project on my future profession. That is why I took the photo. I have already had a lot of pictures of different people. And, you know, when I was a boy, I wanted to be a driver, too. So, I decided that it was not a bad idea to use this photo in my project.

(5) The job of a driver seems to me rather boring now **but I would like to show the photo to you as he is very well-read and interesting person. Besides, I believe he likes his job.** You know, there is a saying «Choose a job you love and you will never have to work a day in your life». (в заключение, вы приводите известное изречение китайского философа Конфуция).



(6) That's all I wanted to say. (заключительная фраза)

Всего 12-15 фраз. В приведенном выше описании фраз **больше**, но не надо заикливаться на количестве фраз. Просто надо уложиться в 2 минуты.

**I have chosen** photo number three.

**I took this photo** when I was on holiday last summer /at home one evening some years ago/while I was walking round a town that I was visiting on holiday/ while my family and I were visiting Greece last summer.


**It shows ...**

**I took this photo because** I had a great time at the event and I wanted something to remember it by /to remind myself that there are people who... /it was the first time I had ever seen... / I thought it was a really great experience.

**I am showing it to you because** I want you to see what the event (it) was like / where I spent my holiday /I wanted to show you how interesting .... can be/ I thought it was quite impressive.

It's one of the best photos I took while I was on holiday.

Maybe we can go there together some time, if you are up for it / if you like such kind of activities too / if I'd like to go back.



**Тренируем умение  
описывать фото  
(ЕГЭ, задание 3)  
ПО ОПЦИЯМ**





- when you took the photo
- what/who is in the photo
- what is happening
- why you took the photo
- why you decided to show the picture to your friend

*Splash each other - брызгаться*

*Twilight – сумерки, snow-drift – сугроб*

*Bridle – уздечка, barefooted -босоногая*



- when you took the photo
- what/who is in the photo
- what is happening
- why you took the photo
- why you decided to show the picture to your friend

*Pine-tree – сосна, moss – мох, fir-tree – ель,  
Oar – весло*



- when you took the photo
- what/who is in the photo
- what is happening
- why you took the photo
- why you decided to show the picture to your friend

# Удачи на экзамене!

<http://englishinn.ru/ege-po-angliyskomu-yazyiku-ustnaya-chast.html>

<http://englishinn.ru/opisanie-fotografii-na-angliyskom-yazyike.html>

Автор презентации  
Учитель высшей категории ГБОУ 180 СПб  
Дмитрук Лариса Евгеньевна