



БАРАБАНЫ

**I ступень
5 занятие**

**Простые
ритмы**

**Сложные
ритмы**

**Простые
брейки**

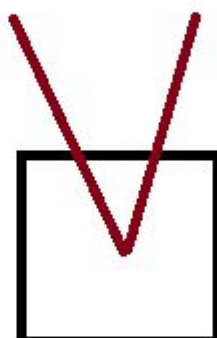



**Сложные
брейки**

**Простые
ритмы**

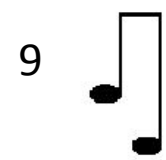
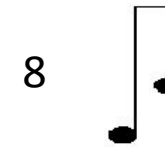
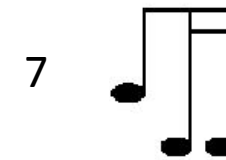
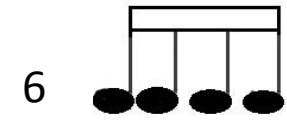
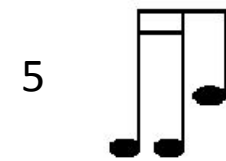
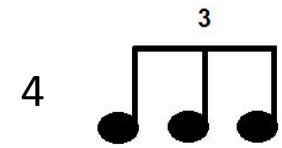
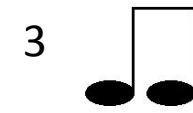
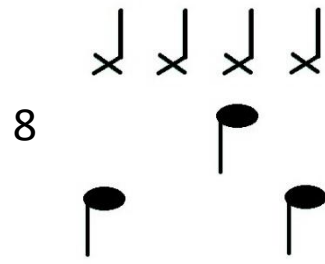
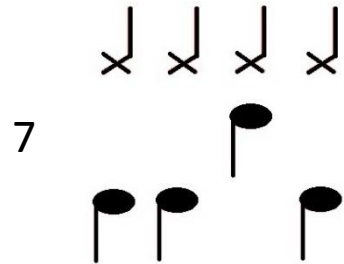
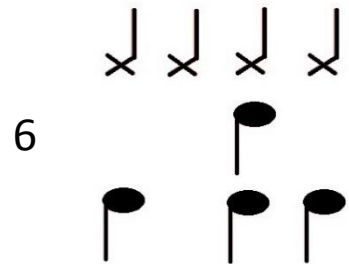
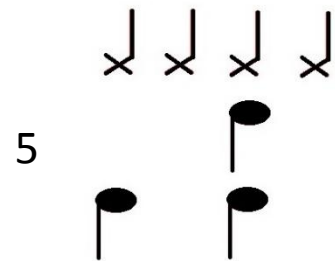
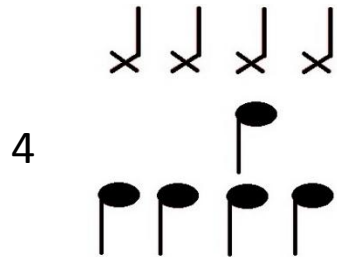
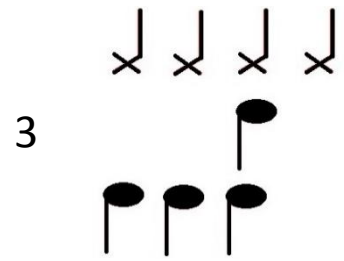
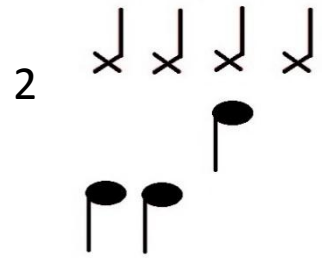
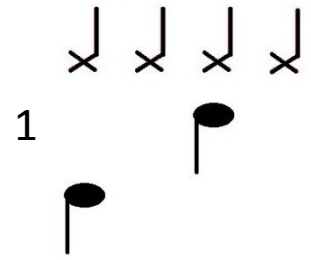
**Сложные
ритмы**

**Простые
брейки**

**Сложные
брейки**



Брейк из одинаковых фигур



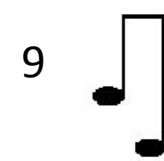
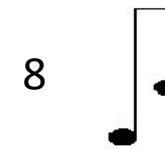
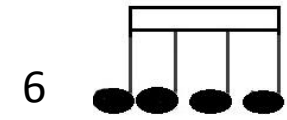
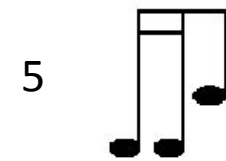
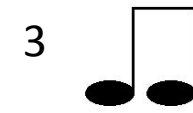
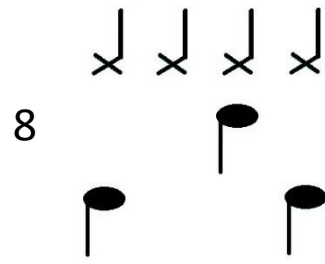
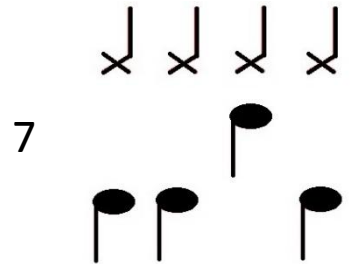
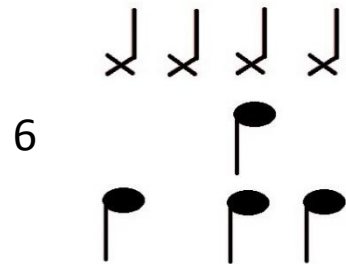
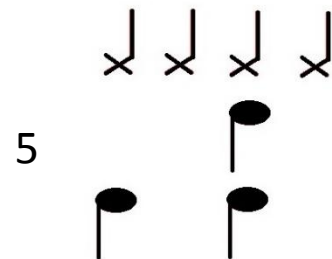
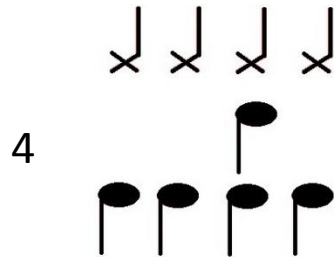
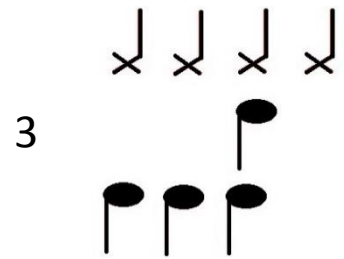
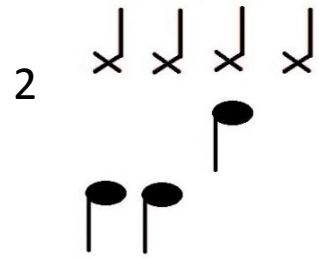
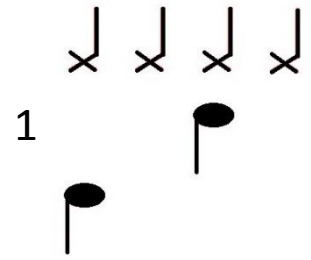
**Простые
ритмы**

**Сложные
брейки**

**Простые
брейки**

**Сложные
брейки**

Брейк из разных фигур



**Простые
ритмы**

**Сложные
ритмы**

**Простые
брейки**

**Сложные
брейки**

Ритм из
разных фигур

Musical notation for 'Ритм из разных фигур' (Rhythm from different figures). The notation is organized into four horizontal sections, each separated by a blue line. Each section contains two rhythmic figures. The first figure in each section is marked with 'x' above it, indicating a specific rhythmic pattern. The figures are:

- Section 1: Figure 1 (x) is a quarter note followed by an eighth note. Figure 2 is a quarter note.
- Section 2: Figure 1 (x) is a quarter note followed by an eighth note. Figure 2 is a quarter note.
- Section 3: Figure 1 (x) is a quarter note followed by an eighth note. Figure 2 is a quarter note.
- Section 4: Figure 1 (x) is a quarter note followed by an eighth note. Figure 2 is a quarter note.

Брейк из одинаковых фигур

Musical notation for 'Брейк из одинаковых фигур' (Break from identical figures). The notation shows nine numbered rhythmic figures:

- 1: A quarter note.
- 2: A quarter note.
- 3: A quarter note.
- 4: A triplet of quarter notes, indicated by a bracket and the number '3' above it.
- 5: A quarter note followed by an eighth note.
- 6: A triplet of eighth notes, indicated by a bracket and the number '3' above it.
- 7: A quarter note followed by an eighth note.
- 8: A quarter note followed by an eighth note.
- 9: A quarter note followed by an eighth note.

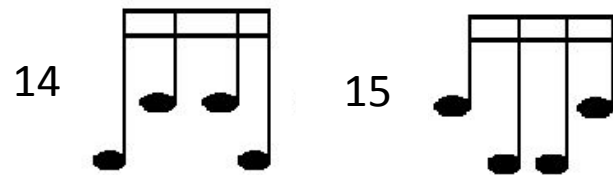
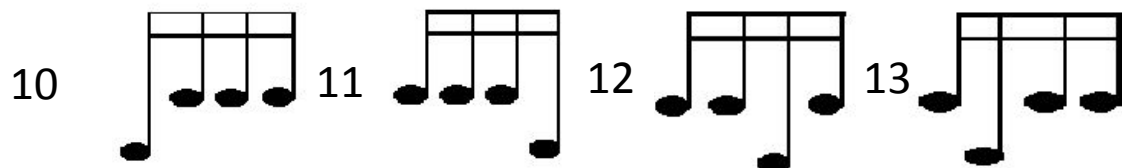
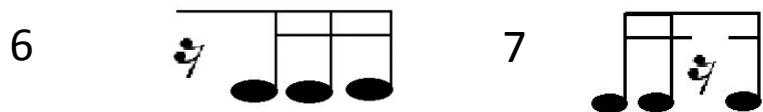
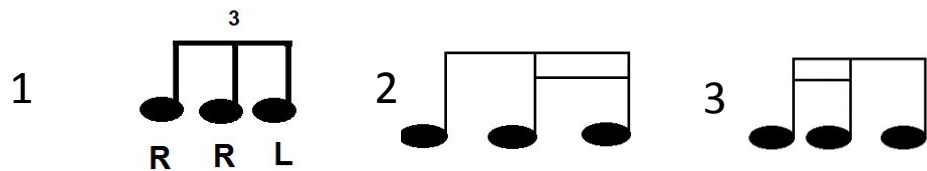
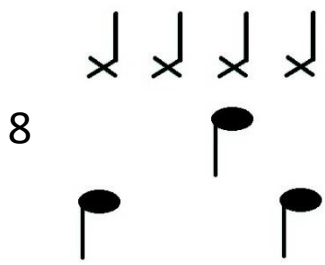
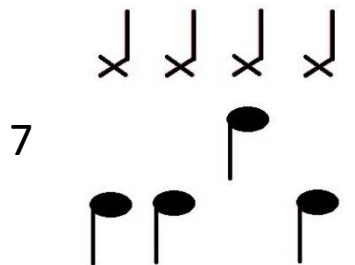
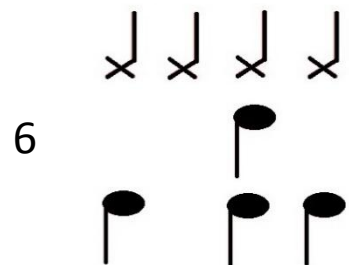
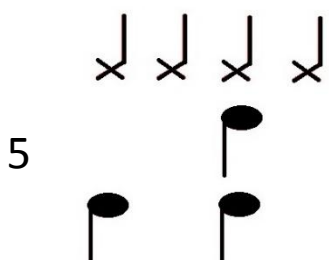
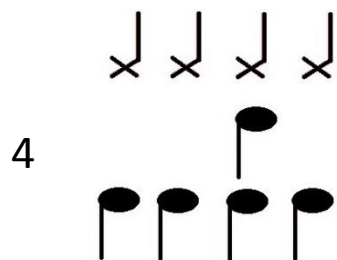
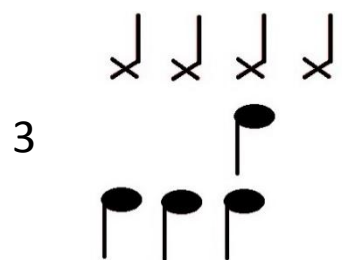
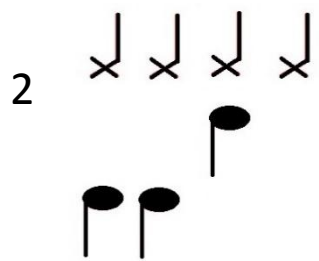
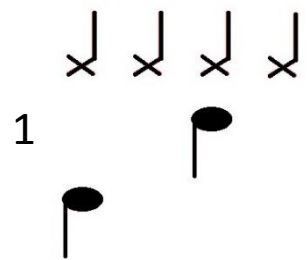
**Простые
ритмы**

**Сложные
брейки**

**Простые
брейки**

**Сложные
брейки**

Ver. 2.0



**Простые
ритмы**

**Сложные
ритмы**

**Простые
брейки**

**Сложные
брейки**

Musical notation for a sequence of 15 exercises on a staff with a blue line. Exercises 1-3 are on the line, 4-6 are below, and 7-9 are above. Exercises 10-15 are on the line. Exercises 1-3 and 10-15 use 'x' marks for fretted notes. Exercises 4-9 use dots for natural notes. Exercise 10 has a dot on the line and an 'x' above. Exercise 11 has a dot on the line and an 'x' below. Exercise 12 has a dot on the line and an 'x' above. Exercise 13 has a dot on the line and an 'x' below. Exercise 14 has a dot on the line and an 'x' above. Exercise 15 has a dot on the line and an 'x' below.

Musical notation for a sequence of 15 numbered exercises. Exercises 1-3 are on the line, 4-6 are below, and 7-9 are above. Exercises 10-15 are on the line. Exercises 1-3 and 10-15 use 'x' marks for fretted notes. Exercises 4-9 use dots for natural notes. Exercise 10 has a dot on the line and an 'x' above. Exercise 11 has a dot on the line and an 'x' below. Exercise 12 has a dot on the line and an 'x' above. Exercise 13 has a dot on the line and an 'x' below. Exercise 14 has a dot on the line and an 'x' above. Exercise 15 has a dot on the line and an 'x' below.