


Hello

Hi



**Pronunciation block. Speaking**

**What is your name?**

**What is your surname?**

**How are you?**

**Where do you live?**




# Tongue twister!!!



Ten red pens are on the  
desk.

# Checking homework



H.T. for the next lesson (20.09)

1. Арбузики – Местоим. (криб вклеен в тетрадь А4)
2. Арбузики crib u.1 p.3
3. w.b.p. 3

# MY NAME'S BEAN

6 Read and match. Kösd össze a kérdéseket a megfelelő válasszal!



7 Complete the words. Egészítsd ki a szavakat!





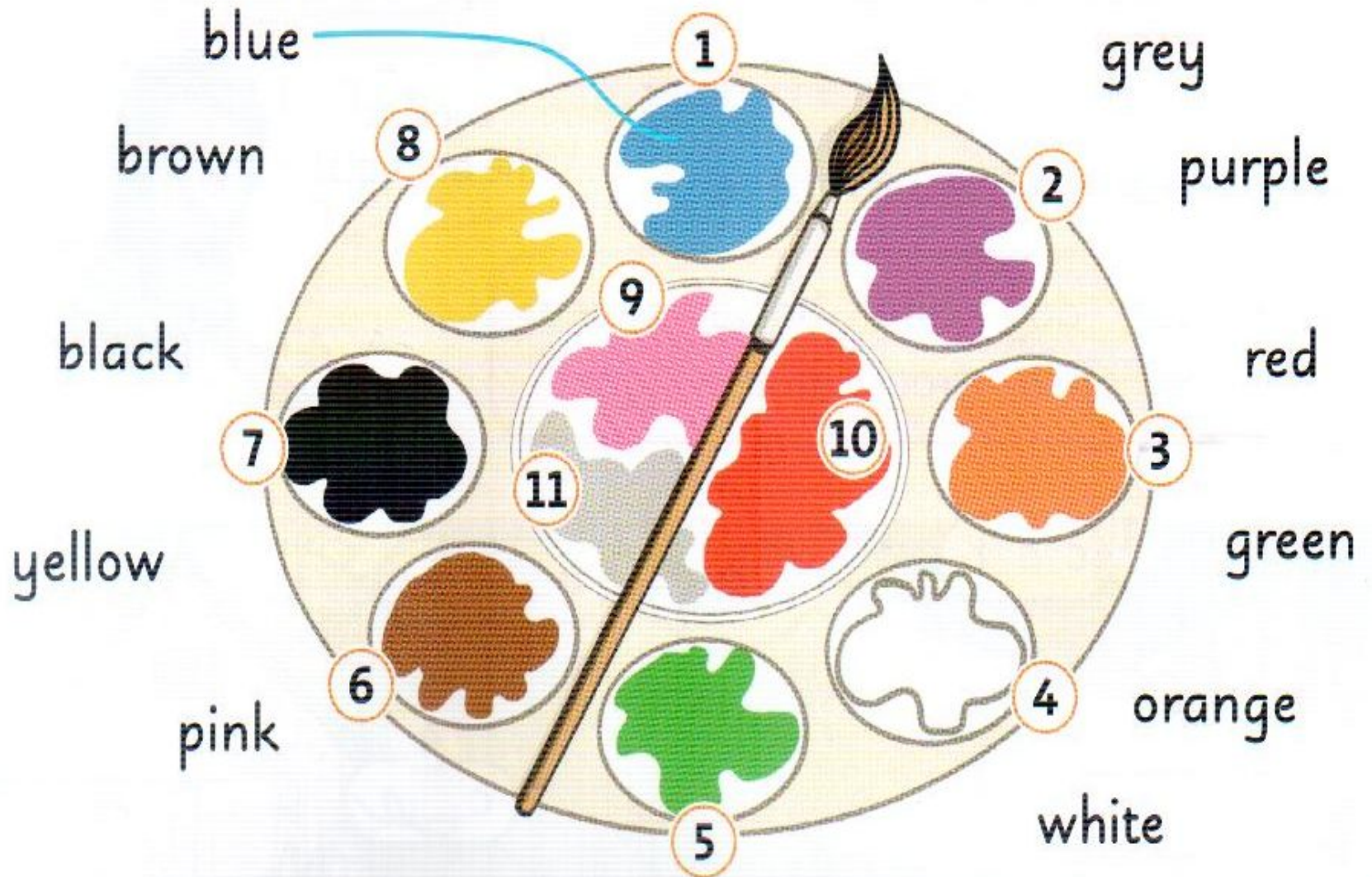


Home task for 27.09

1. w.b.p.4
2. Copy
3. Выучить Местоим. + to be

Be ready for test!!!


1 Look at the colours and draw lines.





## 2 Look and write the colours.

1 The elephant is grey and white.



2 The dog is \_\_\_\_\_ and \_\_\_\_\_.



3 The hat is \_\_\_\_\_ and \_\_\_\_\_.



4 The apple is \_\_\_\_\_ and \_\_\_\_\_.




5 The cat is \_\_\_\_\_ and \_\_\_\_\_.



6 The ice cream is \_\_\_\_\_ and \_\_\_\_\_.





## Cribs :

U.1 p 3  
Who's this  
This is...  
Goodbye  
Thank you


## General cards-1


Repeat  
Match  
Listen  
Read  
Sing



# MY NAME'S BEAN

03







0,30










# Who's this?

04 Listen and write.



Z\_\_o



Po\_\_y



Be\_\_n



W\_\_dy

o

p

o

a

p

k


o



● Play a game.




Who's this?



Hello, Kate.



Ken!

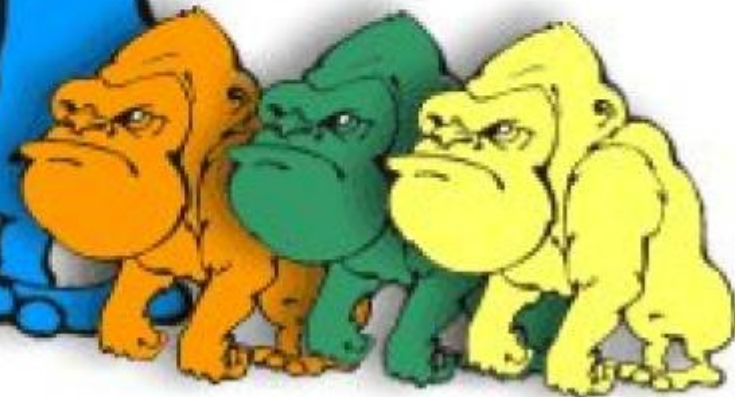


Yes. Well done!



*The*

***Grammar  
Gorillas***



**The Grammar Gorillas**



# Unit 5

## PRONOUNS МЕСТОИМЕНИЯ

YOU



WE



# TO BE

To be

am

is

are

I **am**

He

She

It

**is**

We

You **are**

They

# Глагол *to be*

## Present Simple

	Местоимения	Формы глагола	Сокращенные формы	Отрицательные формы
единственное число	I	<b>am</b>	I'm	am not = 'm not
	he she it	<b>is</b>	he's she's it's	is not = isn't
	we you they	<b>are</b>	we're you're they're	are not = aren't

## Present Simple (настоящее простое время)

**Be** (быть, являться)

I	am	'm
She, He, It	is	's
They, We, You	are	're

(+) **We are friends.** (Мы являемся друзьями).

(?) **Are we friends?** (Являемся мы друзьями?) или (Мы друзья?)

(При вопросах мы выносим его на первое место, потому, что он наш любимый глагол и с ним нет проблем.)

/ \

**Yes, we are.**      **No, we aren't.** (краткие ответы)

(-) **We are not friends.**

**We aren't friends.** (сокращённая форма)

(Мы не являемся друзьями.) или (Мы не друзья.)





1 Read and circle. Listen and check. Listen and repeat.

1



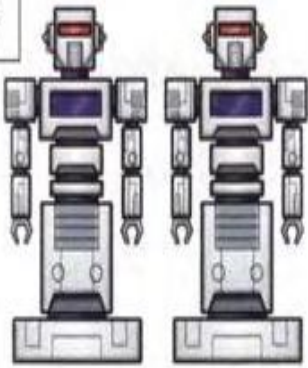
2



3



4



6



5



- 1 She **is** / **are** a doctor.
- 2 I **am** / **are** ten.
- 3 It **am** / **is** a penguin.
- 4 They **is** / **are** robots.
- 5 We **is** / **are** friends.
- 6 You **am** / **are** eight.

# Check your knowledge

Fill in the blanks. Заполните пропуски.

- 1) He **is** a student.
- 2) She ... a student.
- 3) I ... a student.
- 4) We ... students.
- 5) Mike and John ... students.
- 6) Ann ... a student.
- 7) They ... students.
- 8) Tony and Alison ... students.
- 9) You (one person) ... student.
- 10) You (two people) ... students.



# 1. CHOOSE THE CORRECT PERSONAL PRONOUN:


***Write on the  
blackboard the  
pronoun  
dictation!!!***





PressFoto 7749284



# The Reading Rules




Created by Suzette Williams  
Illustrated by Johanna Williams



# Letter combinations(Picture № 1 )

(ee,ea,oo,th,sh)

Find letter combinations in the picture(Найди сочетание букв на картинке):

Domestic animals(Домашние животные)




5	sh		she	/ʃ/	ш
6	ch		chess	/tʃ/	ч
7	1		1	1 0 1	1



7

ph



photo

/f/

ф

3

ck




black

/k/

к

ng



long

/ŋ/

нг



Let's read


“sh”, “ch”, “ph”, “ck”, “ng”

cards on the floor

LET'S  
WATCH!



Reading is fun!



Story № 1:

Ken and Glen on the beach




Ken and Glen play in the sand.



**Ken is hot but Glen is not hot.**

---





**Glen fills a cap.**

---












**Ken gets wet. The water is cold. Ken is not hot.**

---

# Reading sentences:

a) Match the sentences with the pictures. Then colour the pictures.

## Task № 1

The fish is red.	•	•	
The pig is pink.	•	•	
The cat is white.	•	•	
The dog is black.	•	•	
The frog is green.	•	•	
The bird is blue.	•	•	
The snake is yellow.	•	•	



4

## The verb 'to be'

2

Write 'm, 's or 're.



- 1 Lucy s ..... a doctor.
- 2 Ben ..... a clown.
- 3 Look at Terry and Steve. They .....  
firefighters.
- 4 Billy ..... an artist.
- 5 Stella ..... a nurse.
- 6 Look at Elisha and Pam. They .....  
singers.
- 7 I ..... a pilot.

**3** Fill in the gaps as in the examples:

### Long Form

I ... *am not* ... a student.

1 They ..... chairs.

2 We ..... British.

3 She ..... eleven years old.

4 It ..... an orange.

5 You ..... from London.

### Short Form

I'm not ..... a student.

They ..... chairs.

We ..... British.

She ..... eleven years old.

It ..... an orange.

You ..... from London.

8 Find the words. Keresd meg a megadott szavakat!

hello what who name yes no ~~your~~ my goodbye

