


SHAPES






WATCH !

Follow <https://elt.oup.com/student/showandtell/level01/videos?cc=ru&selLanguage=ru#tracktitle>
Then choose Unit 6. The Toy Box

PLAY !

🔊 Copy the pattern.



🔊 What shape comes next?






Copy the pattern: <https://www.ixl.com/math/pre-k/shape-patterns>



What shape comes next? <https://www.ixl.com/math/pre-k/what-comes-next>





PLAY !









DO !



REFERENCES

- <https://i.ytimg.com/vi/XU3PsRNNypc/maxresdefault.jpg>

shapes image

- <https://cdn.eventfinda.co.nz/uploads/events/transformed/1106256-497628-34.jpg?v=3>

'odd one out' label

- <http://www.denbighchoir.com/wp-content/uploads/2017/08/1432224616-odd-one-out-1024x640.jpg>

'odd one out' faces

- <http://www.4to40.com/wp-content/uploads/2015/03/odd-one-out-660x330.jpg>

'odd one out' a frog and kittens