


BODY LANGUAGE

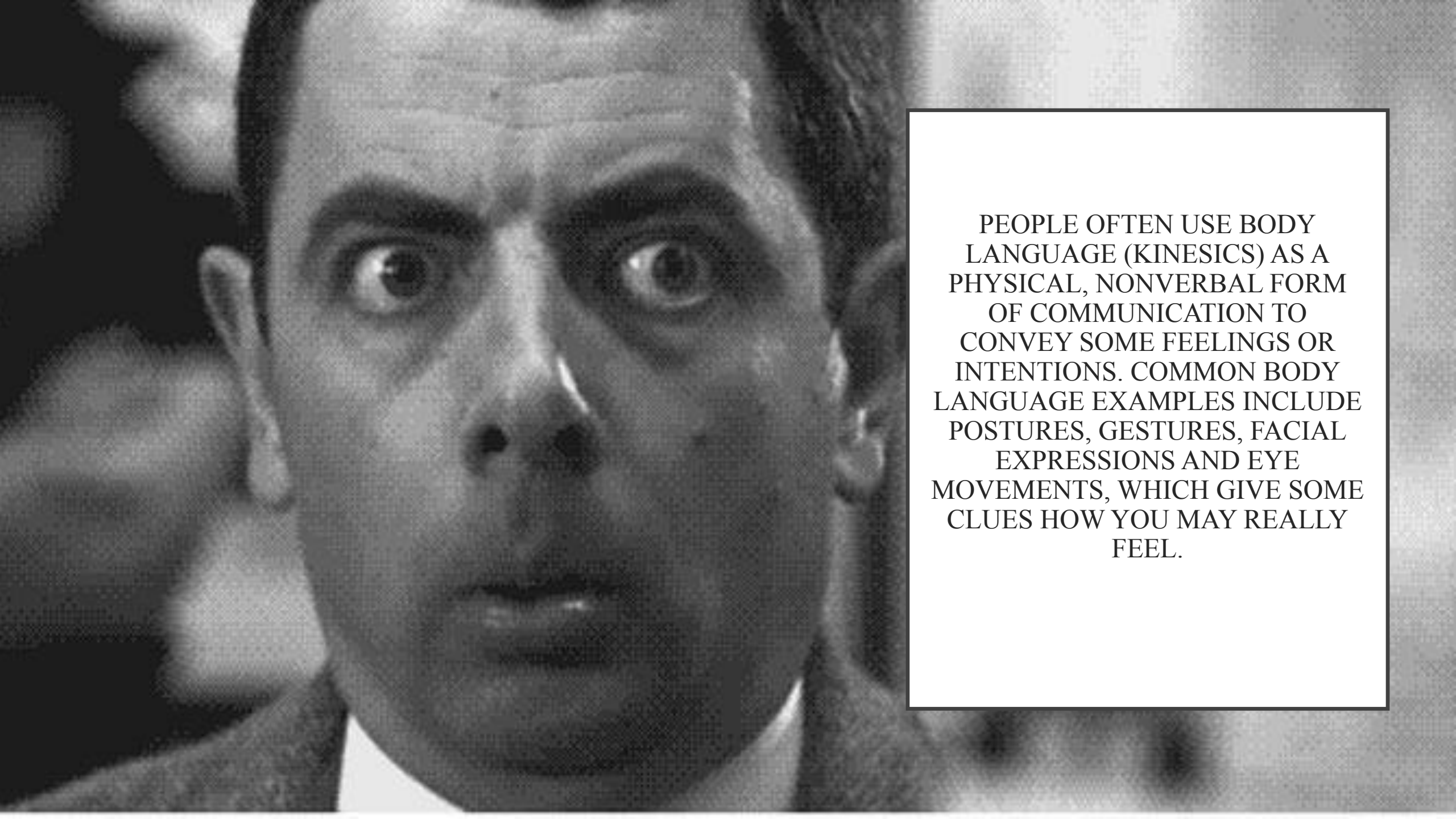


THE AIM:

TO INTRODUCE TYPES OF HUMANS'
AND ANIMALS' COMMUNICATION

PROBLEMS:

1. TO SHOW THE WAYS OF ANIMALS' COMMUNICATION BY MEANS OF GESTURES, SMELLS, MOTIONS;
2. TO DEMONSTRATE MANNERS OF A HUMAN'S ANNOUNCEMENT WITH HELP OF MOTIONS AND EMOTIONS.



PEOPLE OFTEN USE BODY LANGUAGE (KINESICS) AS A PHYSICAL, NONVERBAL FORM OF COMMUNICATION TO CONVEY SOME FEELINGS OR INTENTIONS. COMMON BODY LANGUAGE EXAMPLES INCLUDE POSTURES, GESTURES, FACIAL EXPRESSIONS AND EYE MOVEMENTS, WHICH GIVE SOME CLUES HOW YOU MAY REALLY FEEL.

HERE IS A GUIDE TO THE MAIN GESTURES AND THEIR MEANINGS.



ARMS CROSSED IN FRONT OF THE CHEST
THIS IS ONE OF THE BODY LANGUAGE EXAMPLES
THAT INDICATES THAT SOMEBODY IS DEFENSIVE.
THE BODY LANGUAGE MEANING OF CROSSED
ARMS MAY ALSO SHOW DISAGREEMENT WITH
OPINIONS AND ACTIONS OF OTHER PEOPLE WHO
YOU COMMUNICATE WITH.



BITING OF NAILS

NAIL BITING DEMONSTRATES
NERVOUSNESS, STRESS OR INSECURITY.
MANY PEOPLE BITE NAILS WITHOUT
REALIZING THEY HAVE THIS HABIT.





HAND ON CHEEK

THIS BODY LANGUAGE EXAMPLE INDICATES THAT SOMEBODY IS IN HIS THOUGHTS, MAYBE CONSIDERING SOMETHING. WHEN YOUR HAND IS ON YOUR CHEEK AND YOUR BROWS ARE FURROWED YOU MAY BE IN DEEP CONCENTRATION.



EAR PULLING

PULLING AN EAR LOBE CAN MEAN
SOMEBODY TRIES TO MAKE A DECISION,
BUT IT IS DIFFICULT TO DO.




ANGRY

IF SOMEBODY IS ANGRY AND DECIDES TO YELL, HIS HAND GESTURES MIGHT BE FASTER AND HIS FACIAL EXPRESSIONS ARE MORE VIVID.



TOUCHING THE NOSE
TOUCHING OR RUBBING THE NOSE
SIGNIFIES DISBELIEF, REJECTION, OR
LYING ABOUT SOMETHING.



***STROKING THE CHIN OR
BEARD***

THIS GESTURE TELLS US THAT
SOMEBODY IS IN DEEP
THOUGHT. THIS ACTION IS
OFTEN DONE
UNINTENTIONALLY WHEN
SOMEBODY TRIES TO MAKE A
DECISION.



OPEN PALMS, FACING UPWARD

THIS GESTURE IS A SIGN OF HONESTY, SINCERITY, SUBMISSION AND INNOCENCE. IN THIS WAY SOME PEOPLE SHOW SUBMISSION AND RESPECT DURING CHURCH WORSHIP.



HEAD IN HANDS
THIS GESTURE
DEMONSTRATES
BOREDOM, BEING
UPSET OR BEING
ASHAMED, SO
SOMEBODY DOES
NOT WANT TO SHOW
HIS FACE.

BRISK RUBBING OF THE HANDS
THIS GESTURE MAY SHOW THAT
THE HANDS ARE COLD, WHICH
MAY MEAN THAT SOMEBODY IS
EXCITED ABOUT SOMETHING, OR
WAITING FOR SOMETHING
EAGERLY.





PLACING FINGER TIPS TOGETHER
THIS IS CALLED "STEEPLING" OR
PLACING FINGERTIPS TOGETHER TO
DEMONSTRATE CONTROL OR
AUTHORITY.

LOCKING OF ANKLES
WHETHER YOU SIT OR STAND,
WHEN YOUR ANKLES ARE LOCKED,
YOU COMMUNICATE WITH
APPREHENSION OR NERVOUSNESS.



CATAPULT POSTURE

THIS SEATED VERSION OF THE “HANDS-ON-HIP” MALE POSTURE WITH THE HANDS BEHIND THE HEAD AND ELBOWS POINTED OUT IS USED TO SHOW A RELAXED ATTITUDE, THUS GIVING A FALSE SENSE OF SECURITY.



LOWERED HEAD

THIS INDICATES SOMEBODY HIDES SOMETHING. WHEN YOU LOWER YOUR HEAD WHILE YOU ARE COMPLIMENTED, YOU MAY SHOW SHYNESS, SHAME OR TIMIDITY. IT MAY ALSO CONVEY THAT YOU KEEP DISTANCE FROM ANOTHER PERSON, SHOWING DISBELIEF, OR CONSIDERING.






FURTHERMORE, MOST ANIMALS USE “BODY LANGUAGE” AS WELL AS SOUND AND SMELL IN ORDER TO COMMUNICATE WITH ONE ANOTHER. HERE ARE SOME WAYS ANIMALS EXPRESS THEMSELVES.

AN INTERNATIONAL GUIDE ANIMAL TALK

Animal	English	Russian	Japanese	French	German
Bird	<i>Tweet-tweet</i>	<i>Squick</i>	<i>Qui-qui</i>	<i>Choon-choon</i>	<i>Piep-piep</i>
Cat	<i>Meow</i>	<i>Meau</i>	<i>Nyeow</i>	<i>Meow</i>	<i>Meow-meow</i>
Cow	<i>Moo</i>	<i>Mu</i>	<i>Mo-Mo</i>	<i>Meu-meu</i>	<i>Muh-muh</i>
Dog	<i>Rrruf-ruf</i>	<i>Guf-guf</i>	<i>Won-won</i>	<i>Whou-whou</i>	<i>Vow-vow</i>
Duck	<i>Quack-quack</i>	<i>Quack</i>	<i>Qua-qua</i>	<i>Coin-coin</i>	<i>Quack</i>
Goat	<i>Meh-meh</i>	<i>Beee</i>	<i>Mee-mee</i>	<i>Ma-ma</i>	<i>Eeh-eeh</i>
Horse	<i>Neigh-neigh</i>	<i>Eohoho</i>	<i>He-heeh</i>	<i>Hee-hee-hee</i>	<i>Iiih</i>
Owl	<i>Who</i>	<i>Ooooo</i>	<i>Hoo-hoo</i>	<i>Oo-oo</i>	<i>Wooo-wooo</i>
Pig	<i>Oink-oink</i>	<i>Qrr-qrrr</i>	<i>Boo</i>	<i>Groan-groan</i>	<i>Grunz-grunz</i>
Rooster	<i>Cocka-doodle-do</i>	<i>Kukurik i</i>	<i>KoKeKock- ko</i>	<i>Cocorico</i>	<i>Goockle</i>

BEEES DANCE WHEN THEY FIND NECTAR. THE SCOUT BEE WILL DANCE IN THE HIVE, AND THE DANCE DIRECTS OTHER BEES TO THE LOCATION OF THE NECTAR.





CHIMPANZEES GREET
EACH OTHER BY
TOUCHING HANDS.

A close-up photograph of a male fiddler crab. The crab is light blue and white, with a large, bright orange claw on its left side. It is waving the claw. The background is a blurred, light blue-grey color.

Hi, baby!


MALE FIDDLER CRABS WAVE THEIR
GIANT CLAW TO ATTRACT FEMALE
FIDDLER CRABS.

A white-tailed deer is captured in profile, running through tall, dry grass. The deer's tail is raised and flicked upwards, showing a white underside. The background is a dark, out-of-focus forest. The lighting is warm, suggesting late afternoon or early morning.

**WHITE-TAILED DEER
SHOW ALARM BY
FLICKING UP THEIR
TAILS.**



DOGS STRETCH THEIR
FRONT LEGS OUT IN
FRONT OF THEM AND
LOWER THEIR BODIES
WHEN THEY WANT TO
PLAY.




ELEPHANTS SHOW AFFECTION BY ENTWINING WITH THEIR TRUNKS.

A photograph of two giraffes against a blue sky with light clouds. One giraffe is on the left, looking towards the right. The second giraffe is on the right, leaning its neck over to press its head against the neck of the first giraffe. A white rectangular box with a black border is positioned in the upper right quadrant of the image, containing text.

GIRAFFES PRESS THEIR NECKS TOGETHER
WHEN THEY LIKE EACH OTHER.

GORILLAS STICK OUT THEIR
TONGUES TO SHOW ANGER.





HORSES RUB NOSES AS A
SIGN OF AFFECTION.

KANGAROOS THUMP THEIR
HIND LEGS TO WARN OTHERS
ABOUT DANGER.





PRAIRIE DOGS BARE
THEIR TEETH AND PRESS
THEIR MOUTHS
TOGETHER TO DISCOVER
IF THEY ARE FRIENDS OR
ENEMIES.

WHALES LEAP OUT OF
THE WATER REPEATEDLY
TO SEND MESSAGES TO
OTHER WHALES.





CONCLUSION
TO UNDERSTAND GESTURES CORRECTLY, PUT EACH
GESTURE IN CONTEXT. IT'S EASY TO JUMP TO WRONG
CONCLUSIONS.

TO LEARN TO DECODE GESTURES, THE KEY IS TO
WATCH YOURSELF FIRSTLY, TO SPOT THE LINK BETWEEN
YOUR GESTURES AND YOUR THOUGHTS. THEN TO START
TO OBSERVE OTHERS, LOOKING FOR THE MOTIVE
BEHIND THE GESTURES.



WE'VE SAVED THE BEST FOR THE LAST



POSITIONS OF THE PROJECT

**PARTICIPANTS:
DAVYDOVA CATHERINE
PAN ANGELICA**

**DIRECTOR:
SLESARENKO ANASTASIA VICTOROVNA**

Thank you for



your attention