

WinDr & Simulator

HITACHI

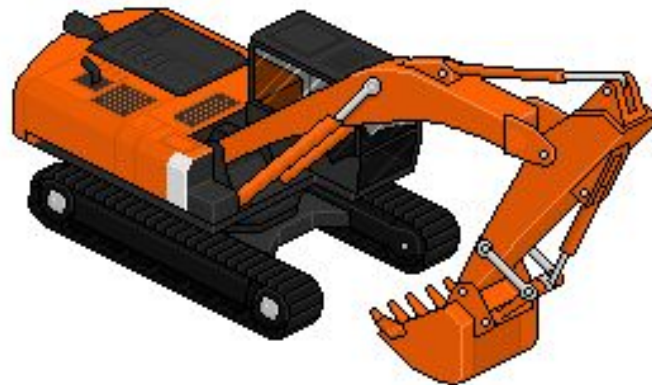
Reliable solutions



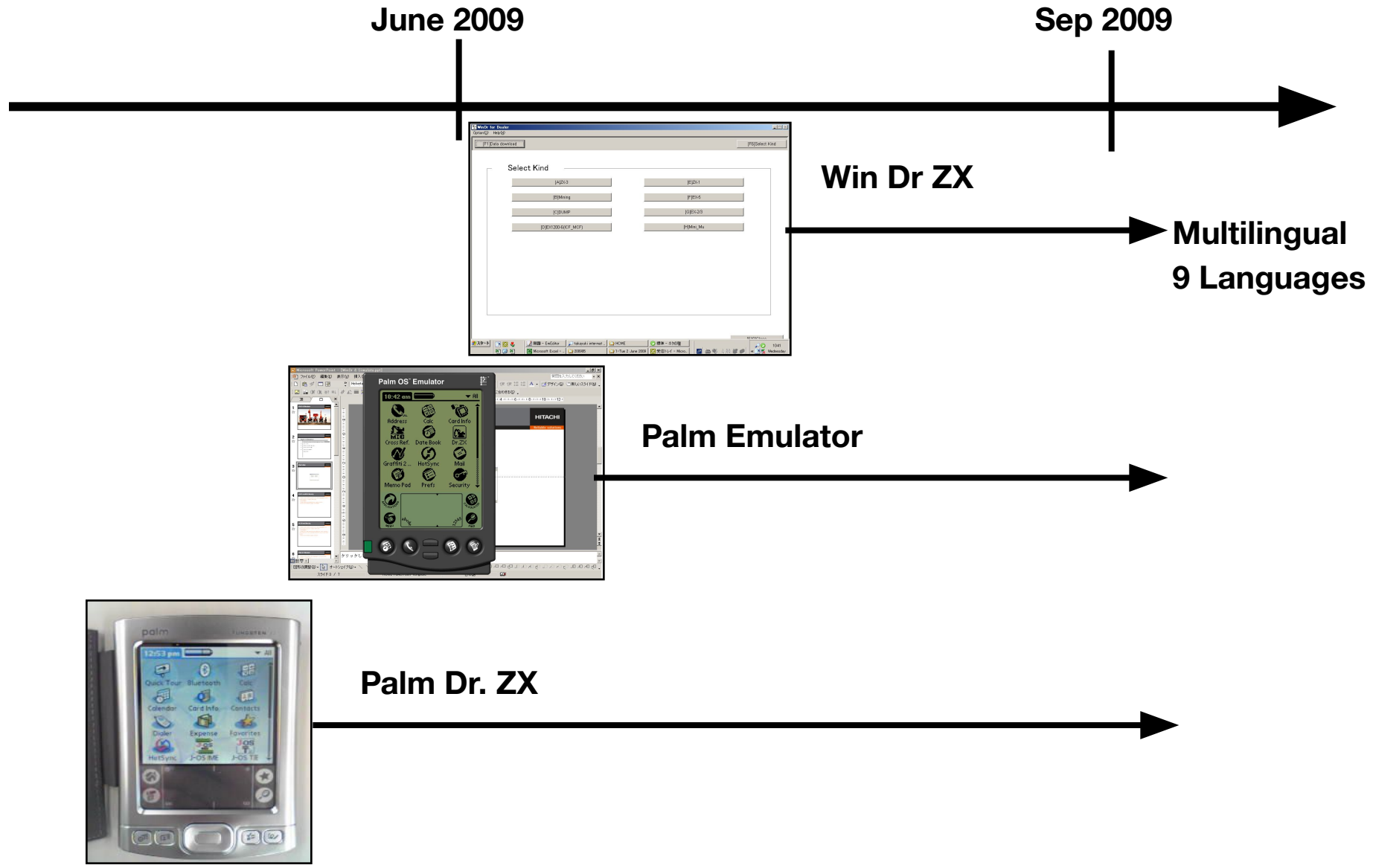
35min

-
- 1 WinDr support**
 - 2 Comparison WinDr. with Dr.ZX for PDA**
 - 3 Cables needed (PC to ZX-3/ZW)**
 - 4 Palm Simulator**

Yemi Onabiyi should be contacted for all questions regarding WinDr.



2. Overview of diagnostic tools



Advantages WinDR and Security



- Capable of displaying the information on large monitor
- Usable for HCM dump trucks ACII beside all other models
- All functions are available (diagnostics, parameters etc.)
- Possible to record data for up to 30 seconds
- Chinese, French, German, Italian, Turkish and Russian will be available
- Possible OS are Windows Vista, XP, 2000
(Net Framework 2.0 SP1 & MDAC 2.8 SP1)

3. Comparison WinDr. with Dr.ZX for PDA

Download and install the software

The screenshot shows the Hitachi D&V website's download page. The page title is "Download" and it says "Welcome To The D&V Download Page". There is a table of software downloads with columns for Installer, File Name, Size, Now Available Date, and Version. The "WinDr" section is highlighted with a red box, and the "Download" button for "WinDr. for Dealer" is also highlighted with a red box. A yellow arrow points from this button to a callout box.

Installer	File Name	Size	Now Available Date	Version		
DrZX						
DrZX for Dealer	DrZX_for_Dealer(Ver3_04_0001).zip	15,569KB	6/15/2008	3.04.0001	Download	Manual
DrZX for LimitedDealer	DrZX_for_LimitedDealer(Ver3_04_0001).zip	8,060KB	6/15/2008	3.04.0001	Download	Manual
DrZX for Customer	DrZX_for_Customer(Ver3_03_0001).zip	6,983KB	6/15/2008	3.03.0001	Download	Manual
DrZW for TCM	DrZW_for_TCM(Ver3_04_0001).zip	6,262KB	6/15/2008	3.04.0001	Download	Manual
Security						
DrZX for Security	DrZX_for_Security(Ver2_07_0005).zip	6,648KB	6/15/2008	2.07.0005	Download	Manual
WinDr						
WinDr. for Dealer	WinDr_For_Dealer(Ver2_1_1_1).zip	9,181KB	1/1/2007	2.1.1.1	Download	Manual
MIC DataViewer						
MICDataViewer	MICDV_V2501.zip	1,181KB	10/24/2005	2.5.0.1	Download	Manual
MICDataViewer update module	MICDV_UPDATE3331.zip	2,002KB	10/19/2008	3.3.3.1	Download	Manual



Download & Install

3. Comparison WinDr. with Dr.ZX for PDA

HITACHI


Reliable solutions

Related document for WinDr.

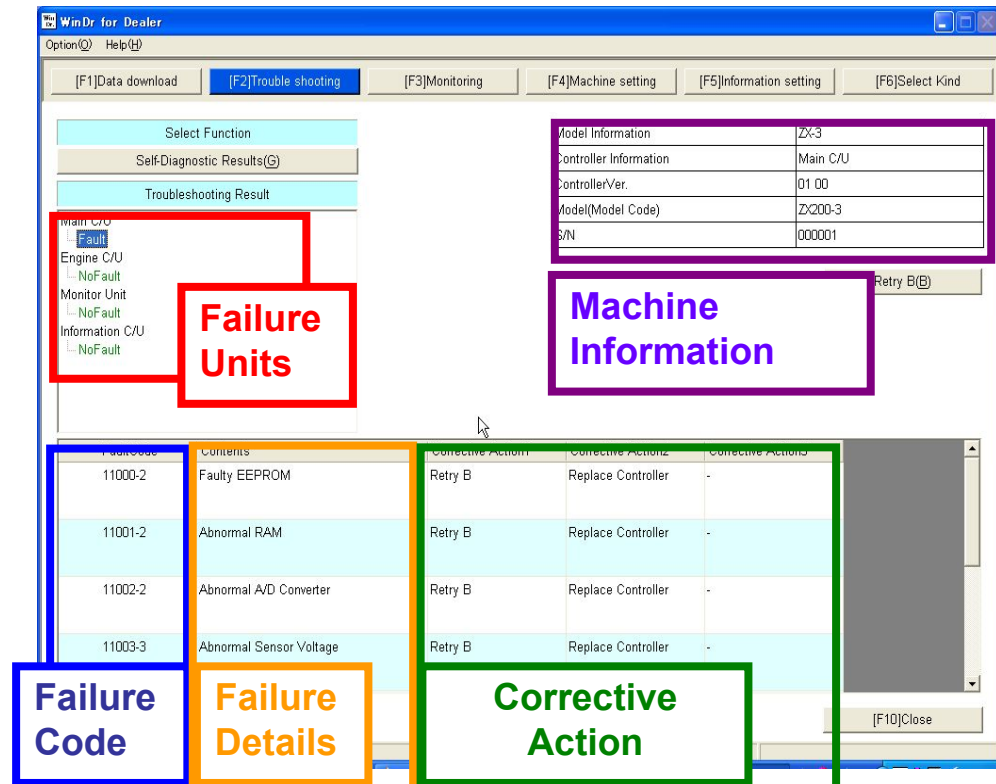
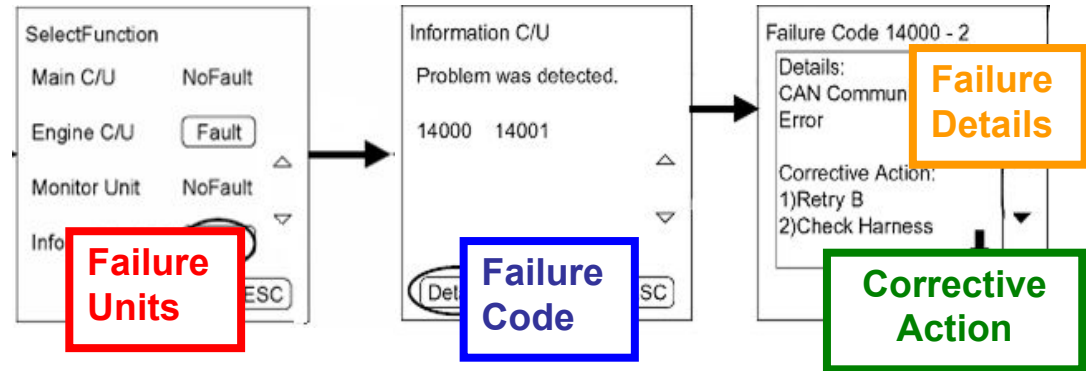
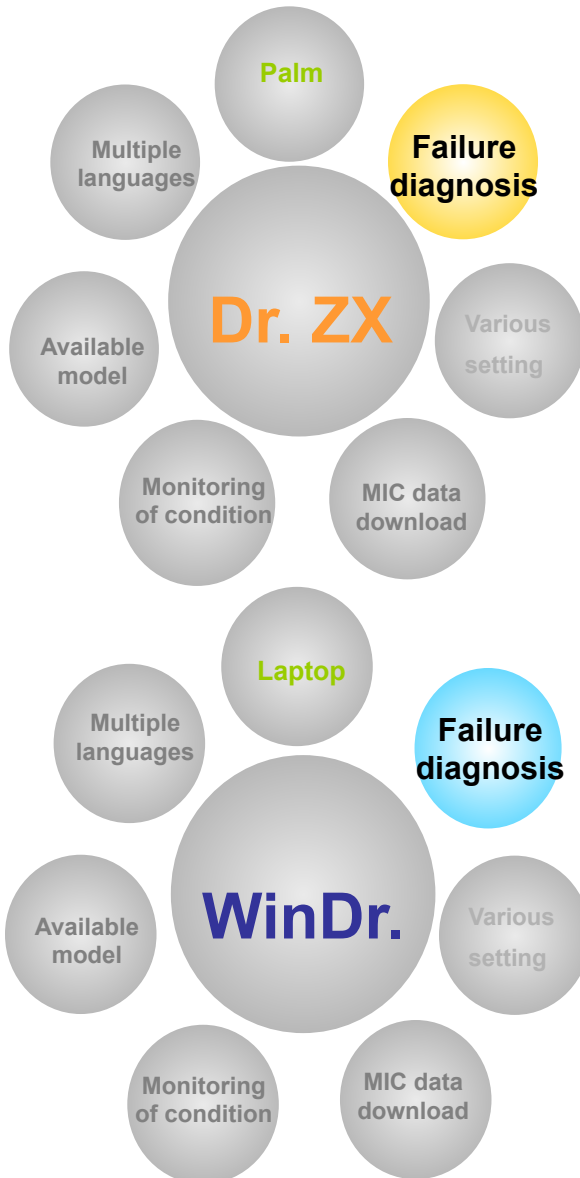
1. Technical manual: explains how to operate the WinDr. and incl. error code list

2. Installation manual: for installing the WinDr.'s software.

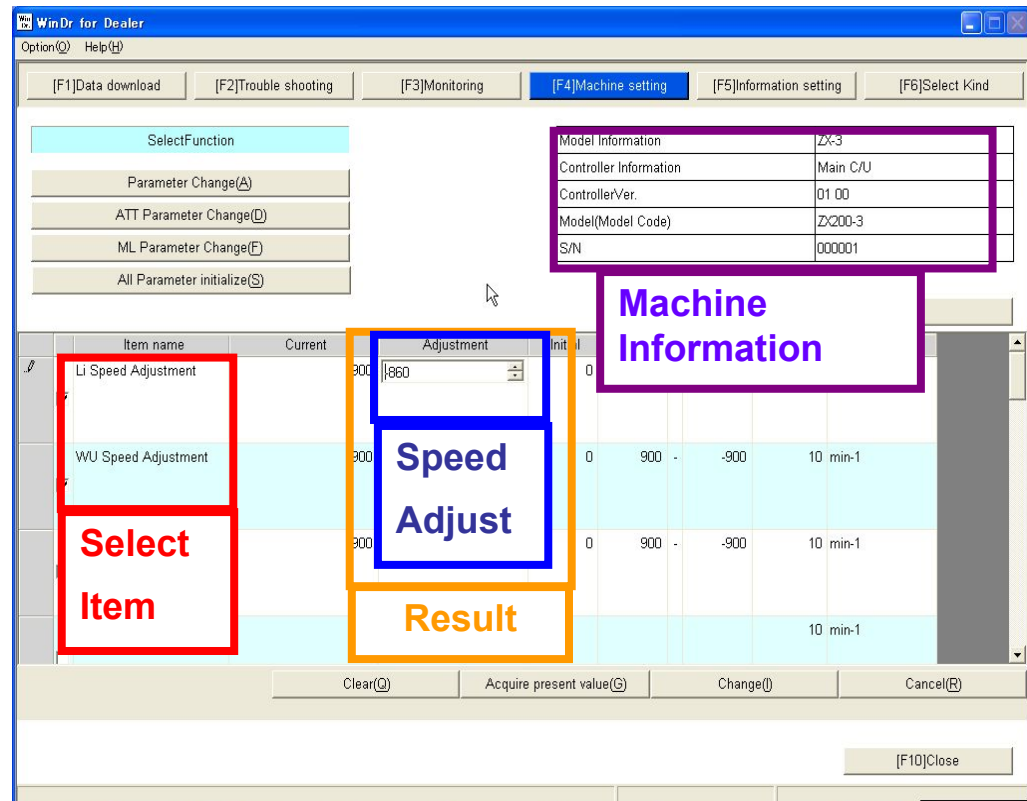
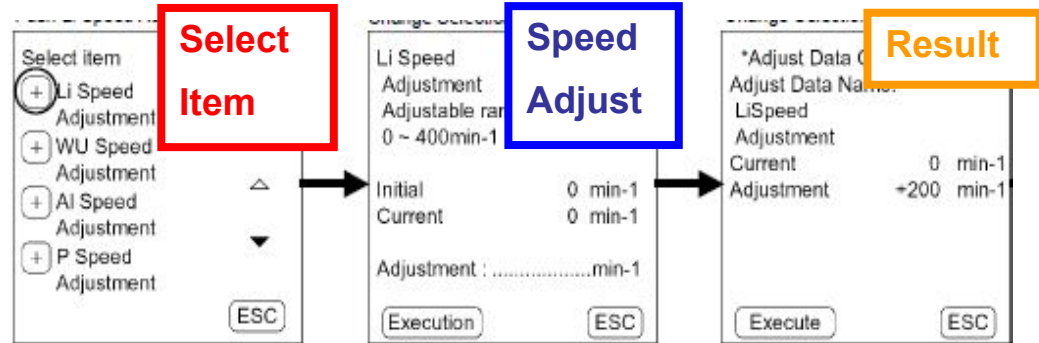
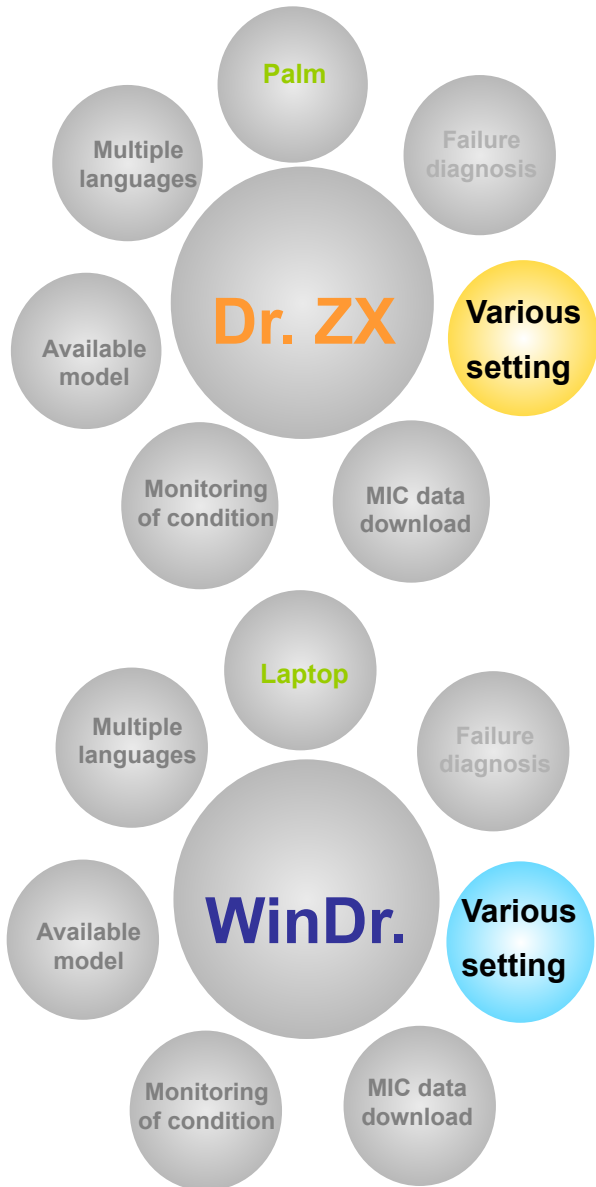
3. Service Bulletin: Mentioning all machine models for which WinDr can be used



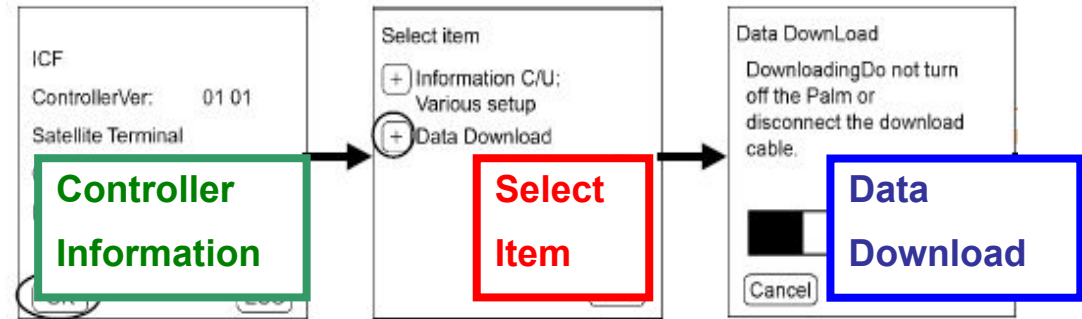
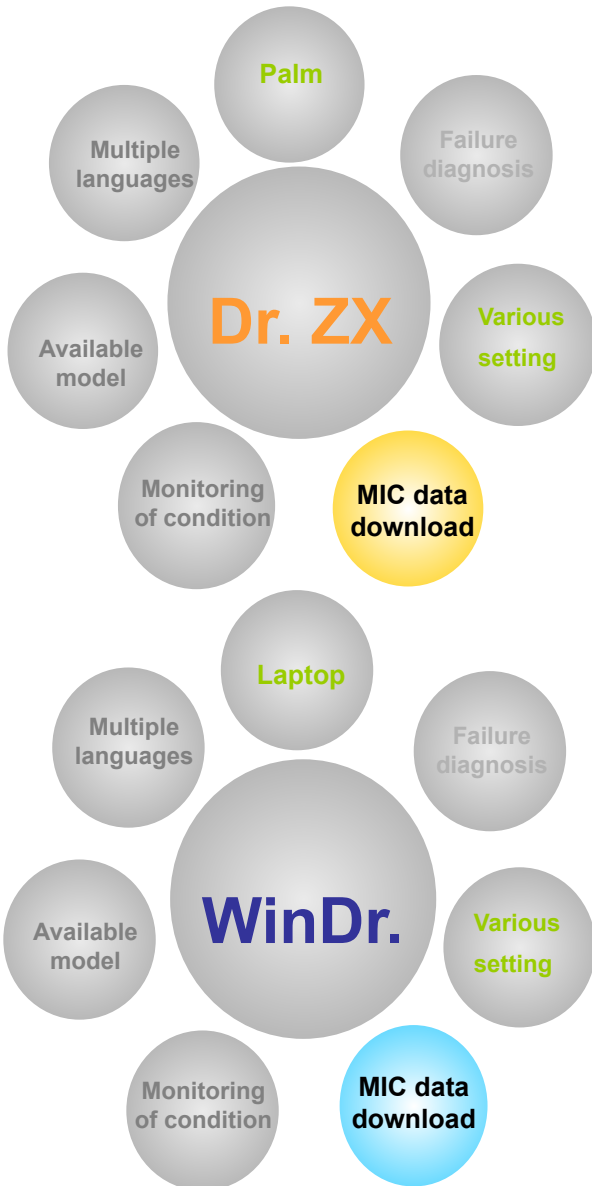
3. Comparison WinDr. with Dr.ZX for PDA



3. Comparison WinDr. with Dr.ZX for PDA



3. Comparison WinDr. with Dr.ZX for PDA

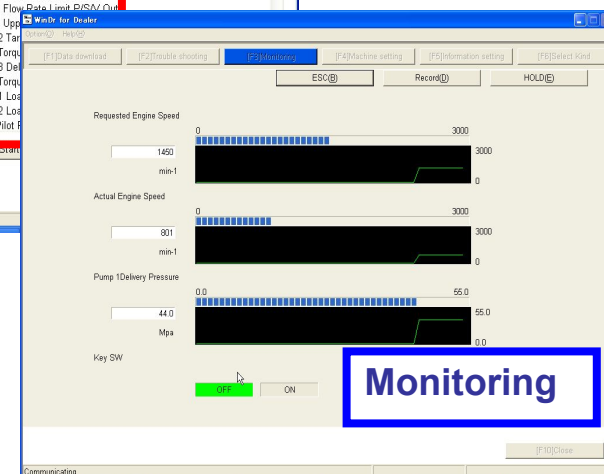
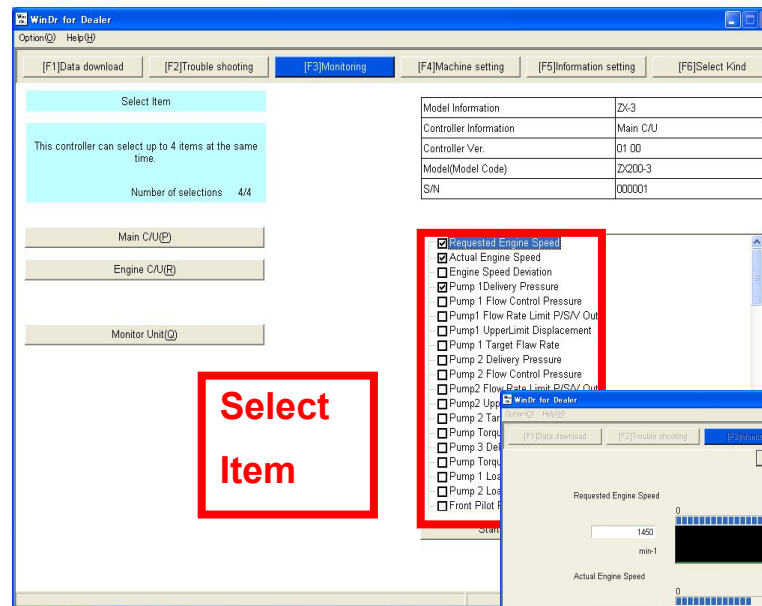
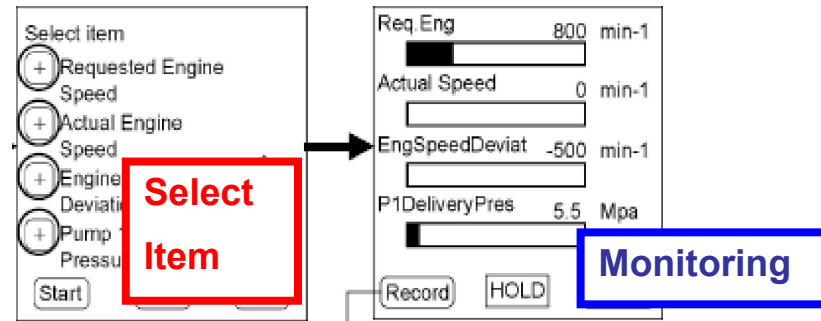
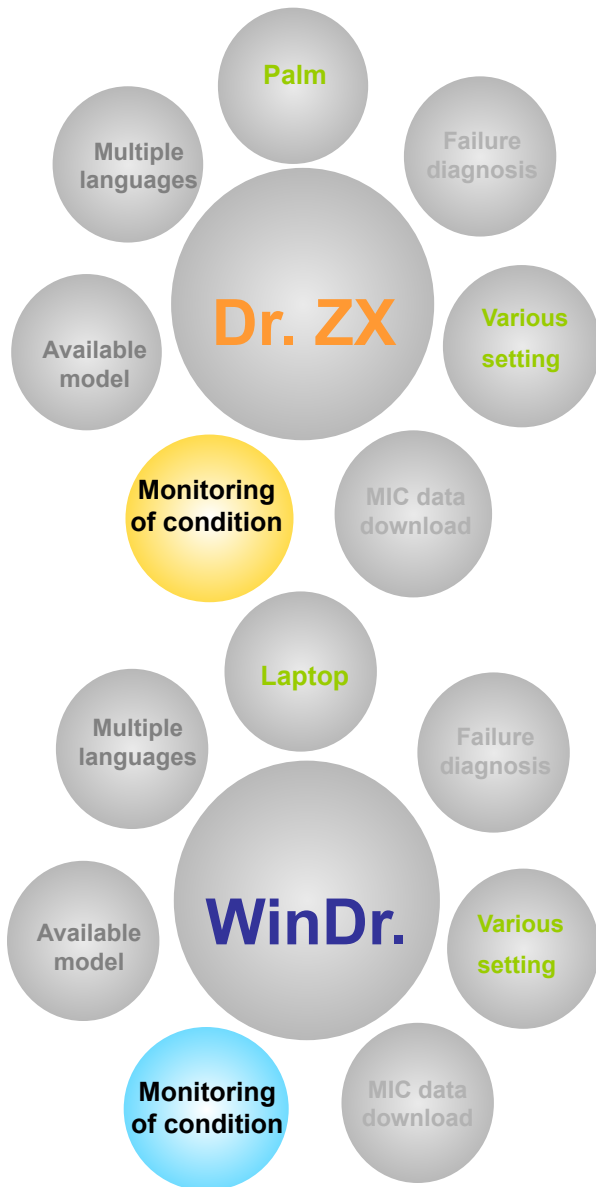


The screenshot shows the 'WinDr. for Dealer' software interface. At the top, there are function keys: [F1] Data download, [F2] Trouble shooting, [F3] Monitoring, [F4] Machine setting, [F5] Information setting, and [F6] Select Kind. A 'Select Function' dialog box is open, with 'Data DownLoad(A)' highlighted by a blue box and a red box labeled 'Select Item'. To the right, a table displays system information:

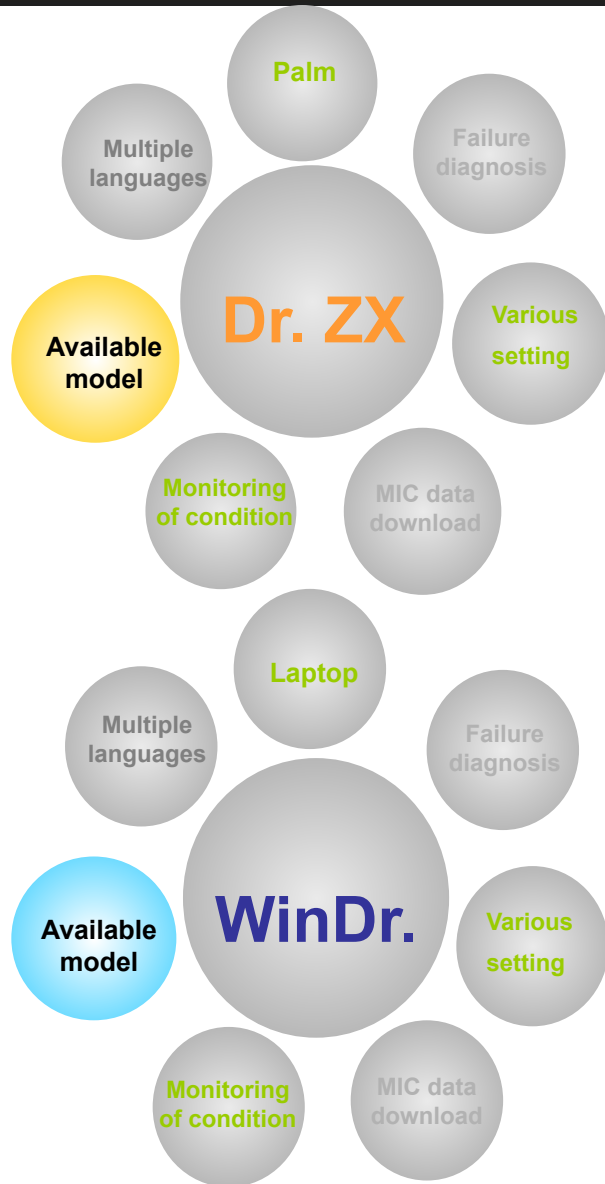
Model Information	ZX-3
Controller Information	Information C/U
ControllerVer.	01 00
Model(Model Code)	Z200-3(ABCD)
S/N	000001

A 'Data DownLoad' progress window is overlaid, showing a progress bar at 0.0% and a 'Cancel(C)' button. A green box labeled 'Controller Information' highlights the table data. At the bottom, a status bar reads: 'It is communicating with the controller. Please wait for a while.' and a '[F10]Close' button is visible.

3. Comparison WinDr. with Dr.ZX for PDA



3. Comparison WinDr. with Dr.ZX for PDA



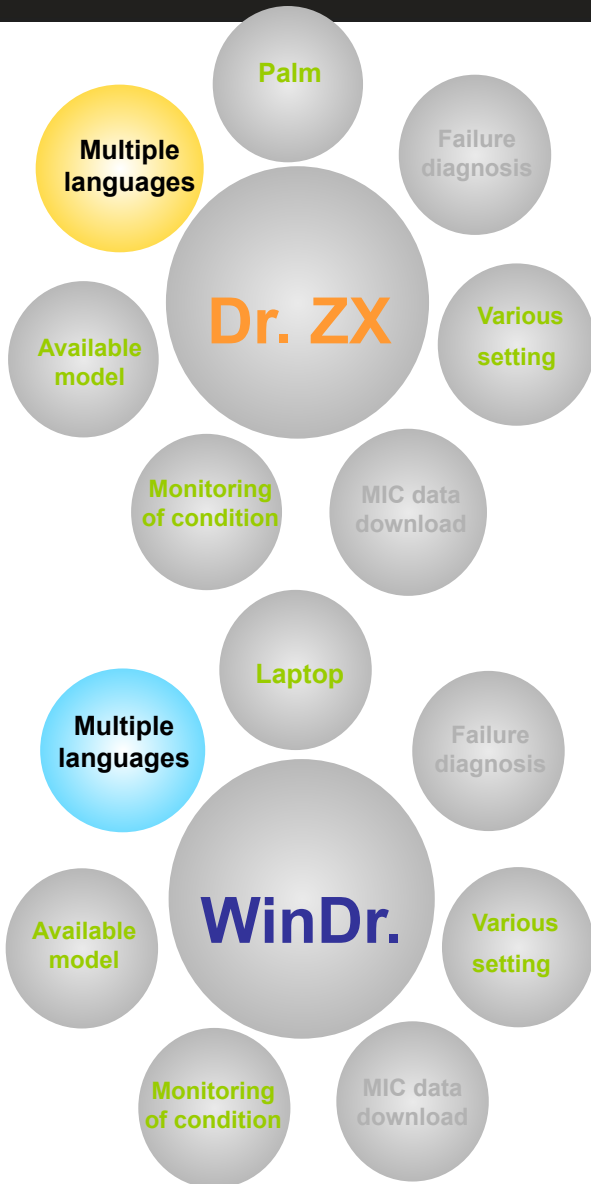
Dr.ZX

EX-2 / EX-3 / EX-5	EX-5 (Giant)
ZX-1	EX-6 (Giant)
ZX-3	Mini excavator
EX-1 (Giant)	Wheel Loader

WinDr.

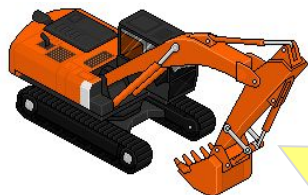
EX-2 / EX-3 / EX-5	EX-5 (Giant)
ZX-1	EX-6 (Giant)
ZX-3	Mini excavator
EX-1 (Giant)	Wheel Loader
AC Dump Truck	Post Zaxis (2011-)

3. Comparison WinDr. with Dr.ZX for PDA




Dr.ZX	
English	Japanese
Chinese	French
German	Italian
Spanish	Turkish

WinDr.	
English	Japanese
Chinese	French
German	Italian
Spanish	Turkish
Russian	



To the machine...

Needs to confirm the ports of your computer



Interlink cross cable
(P/No. 4668565)



USB conversion cable
(P/No. E0A000569)



<Connecting cables>

ZX-3/ZW
(P/No. 3108613)



For ZX-1/EX
(P/No. 4476512)



For Giant Size/Dump
(P/No. 4486988)



4. Cables needed (PC to ZX-3/ZW)

For good operation of the WinDr program HCME recommends the following cables:

- EasySync (US232/-L) (US232R-10/100)
- Quatech (SSU2-100)

Advantages Simulator

- Dr.ZX and Security for PDA can be used on laptop (8 languages)
- Palm image can be projected easily on a big screen
- Older OS can be used, for example Windows 98
- Same cables as WinDR and Security
- Can be downloaded from <http://www.accessdevnet.com/>



Thank you for your attention