

Public transport in my city.

Done by Andrey Zverkov and Ruslan Chizhov
10 "A"



Veliky Novgorod 2019

Transport statistics is one of the branches of economic statistics. The object of its study is transport, i.e. a set of enterprises, the production process of which consists in the movement of goods and passengers.

Mode of transport

- Train
- Bus
- Trolleybus
- Inland water
- Air

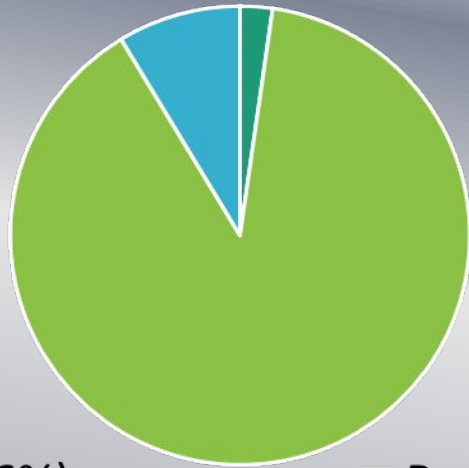
In Veliky Novgorod there are no minibuses, because they were banned by decree of the Department of transport. However it is known that in the near future they may appear again as the Department decided to cancel the decree

Passenger transportation by means of public transport(in thousand)

	1995	2000	2003	2006	2008	2010	2012
Total journeys	203486	179906	264781	254724	248806	221315	183618
Train	5649	3757	2816	2482	2660	2805	2938
Bus	197479	175804	248881	234472	227824	201636	114970
Trolleybus	-	330	13064	17739	18314	16867	11183
Inland water	284	8	17	26	7	7	1
Air	74	7	3	4	0	-	-

Statistics transport

2012 statistics



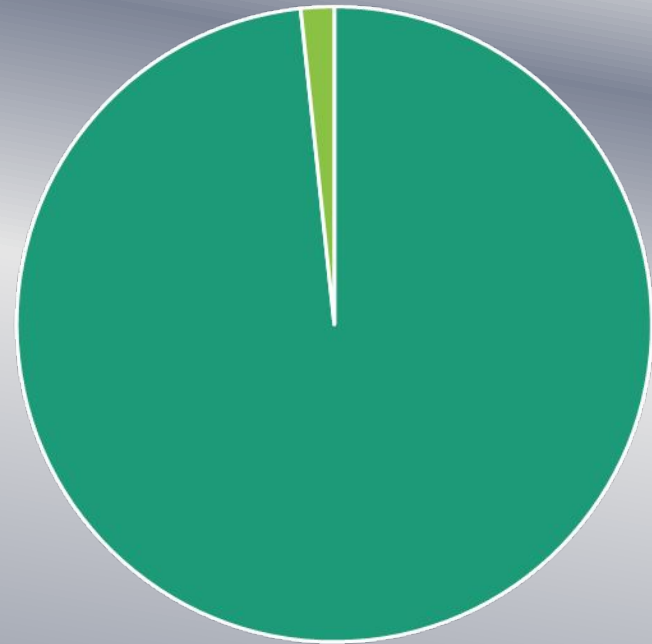
■ Train(1.6%)

■ Bus(62.6%)

■ Trolleybus(6.09%)

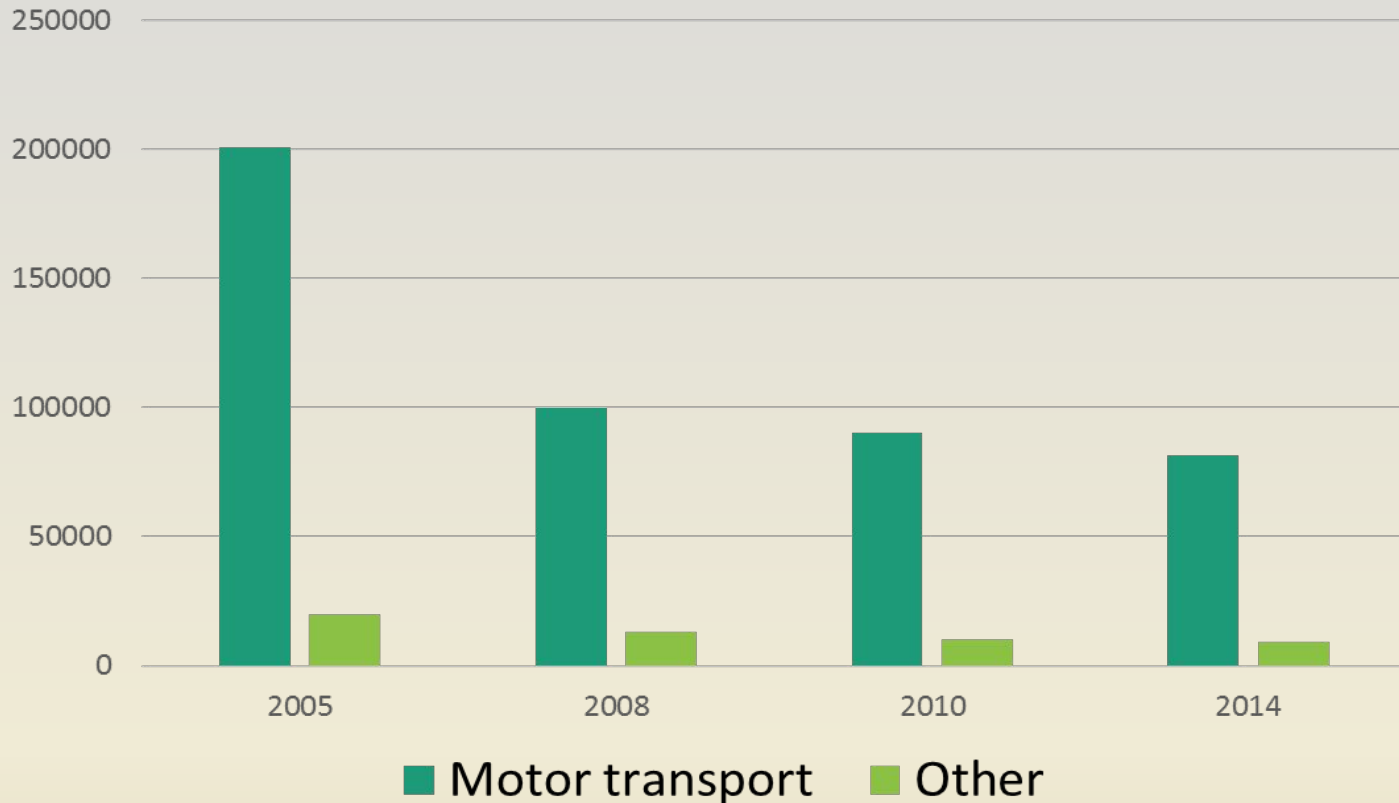
■ Water(0.01%)

2014 statistics



■ Motor transport(90.04%) ■ Train(1.55%)

Passengers In Veliky Novgorod



From 2005 to 2014, the proportion of the population using public transport fell dramatically. A particularly strong fall occurred from 2005 to 2008

Conclusion

- Finally, I want to tell you that number of people using public transport in Veliky Novgorod decreased significantly from 2004 to 2014. Most likely this is due to the fact that the population is becoming more cars in private use (their own), as well as due to the high cost of public transport.