

**Стандартные фразы
и выражения для
описания
фотографии на
английском языке**

The photo shows ... — На фотографии изображено ...

In the centre/middle of the photo we can see a ... — В центре/
середине фотографии мы видим ...

In the foreground there is a ... — На переднем плане находится ...

In the background there are ... — На заднем плане находится ...

It is situated in ... — Он расположен в ...

On the left (of ...) stands ... — Слева (от ...) стоит ...

On the right (of ...) sits... — Справа (от...) сидит ...

In the distance we can make out the outline of a... — Вдалеке мы
можем разглядеть очертания ...


At the first glance, ... — На первый взгляд, ...

But if you look closely, you can see ... — Но если присмотреться, вы
можете увидеть...

It looks strange ... — Он выглядит странно

It looks like — Она похожа на ...

As for, ... — Что касается ...



**Лексика для
описания
фотографии на
английском языке**

I can **suppose** that ... — Я могу предположить, что ...

I **guess** ... — Я полагаю ...

I can hardly **make out** (= see) — Я едва могу различить (увидеть) ...

It **stands out** against the blue sky. — Она выделяется на фоне голубого неба.

She **looks** tired. — Она выглядит уставшей.

It **looks as if** it is getting dark. — Похоже, начинает темнеть.

They **may /might** be looking for ... — Они, возможно, ищут ...

The wind is **probably** blowing. — Вероятно, дует ветер.

It **seems to me** that ... — Мне кажется, ...

the **outline** of a white pier — очертания белого пирса

Запомните:

in the sky — на небе

in the rain — под дождем (как бы внутри дождя)

in the sun — под солнцем (в солнечном свете)

Также, если вы говорите о том, что изображено НА картине или фотографии, надо употреблять предлог **IN**:

in the picture

in the photo

Beginning

- * I've chosen photo number ...
(обязательно начинаем с этой фразы!)

Introduction

- * - As you know, I've got a little brother. He is mad about animals. Just look.
- * - As I've told you, my family likes travelling. Look at this photo. Isn't it wonderful?
- * - You know that I often take photos for my school projects. Have a look at this one.
- * - As a rule, I take a lot of photos during my holidays.
- * - Guess what? I'm going to show you one of my photos.

Question 1: - where and when the photo was taken (пояснение о том, где вы были тогда, с кем, почему)

- * - I took this photo last winter when I went to the mountains with my family. It was an unforgettable trip!
- * - Look at this photo. I took it two days ago when I was in the country with my friends. We had a wonderful time!
- * - I took this photo last summer. The weather was very hot at that time and our family decided to go to the seaside.

Question 2: - what/who is in the photo (кого, где, имя, возраст/что). (In the foreground/background there is/are)

- * - In the photo you can see my sister. Her name is Irina and she is a good athlete. Whenever she has free time, she goes to the stadium to exercise.
- * - You can see some funny children in the playground. There is a simple football gate behind them. The grass is bright green and the trees in the background are green too.

Question 3: - what is happening
(внешность, одежда, настроение;
погода; кто что делает (Present
Continuous); атмосфера (The
atmosphere is calm and
friendly/relaxing.)

- * - My twelve-year-old brother looks a bit older than his age. He is sitting on a thick branch of an old tree. I guess he is dreaming or thinking about something for him. He is wearing smart clothes. The atmosphere is calm and relaxing.

**Question 4: - why you keep the
photo in your album (отношение)**


- * - Do you ask me why I took this photo? Just because I love animals very much. It's the most popular theme of my pictures.
- * - My sister is really photogenic and she always asks me to take photos showing her in different situations. That's why I took this picture.

Question 5: - why you decided to show the picture to your friend (фото заинтересовало друга; узнай его мнение)

- * - I'd to know your opinion about this photo...
- * - - I knew that you are keen on.../ - You've got a good sense of humour so...
- * - I'd like to upload this photo to my blog, but I'm not sure if it'll be interesting to my readers! So I decided to show the picture to you and listen to your opinion. Two heads are better than one!

Conclusion (1-2 фразы о вашем отношении к фото)

- * - In conclusion I want to say that I like this photo very much and it makes me feel happy.
- * - In my opinion, this photo is really nice and makes you happy.
- * - The atmosphere of the picture is really exciting/kind/etc.
- * - I like this photo very much. It's really beautiful!
- * - This photo reminds me of the best moments of my life.
- * - I decided to show this photo to you because it carries pleasant memories.



**Примерное описание
фотографии
(ЕГЭ, задание 3)
по опциям**

Task 3. Imagine that you are showing your photo album to your friend. Choose one photo to describe to your friend. **You will have to start speaking in 1.5 minutes and will speak for not more than 2 minutes.** You have to talk continuously.

In your talk remember to speak about:

□ **where** and **when** the photo was taken

(Где и когда была снята эта фотография)

□ **what/who** is in the photo

(Кто или что изображено на этой фотографии)

□ **what is happening**

(Что на ней происходит)

□ **why you keep the photo** in your album

(Почему ты хранишь эту фотографию в своем альбоме)

□ **why you decided to show the picture** to your friend

(Почему ты решил показать эту фотографию своему другу)



(0) **Well**, I have chosen to show you photo number 2.

(Это ваша первая фраза. Она нужна для экзаменатора).

Look at this photo.

(Так нужно начать, если вы сдаете экзамен в компьютеризированной форме, без участия экзаменатора-собеседника.)

(1) I took it a **month ago** when I was going on excursion with my classmates. I remember that day very well.

(2) In this photo you can see **our bus driver**. As you see, he looks very friendly. We have made friends with him.

(3) **We were going to the State Darwin Museum** and on the way he told us a lot of facts about wild life. By the way, he is from the northern part of Russia.



(4) Well, at that time I was doing a project on my future profession. That is why I took the photo. I have already had a lot of pictures of different people. And, you know, when I was a boy, I wanted to be a driver, too. So, I decided that it was not a bad idea to use this photo in my project.

(5) The job of a driver seems to me rather boring now **but I would like to show the photo to you as he is very well-read and interesting person.** Besides, I believe he likes his job. You know, there is a saying «Choose a job you love and you will never have to work a day in your life». (в заключение, вы приводите известное изречение китайского философа Конфуция).



(6) That's all I wanted to say. (заклучительная фраза)

Всего 12-15 фраз. В приведенном выше описании фраз **больше**, но не надо заикливаться на количестве фраз. Просто надо уложиться в 2 минуты.

I have chosen photo number three.

I took this photo when I was on holiday last summer /at home one evening some years ago/while I was walking round a town that I was visiting on holiday/ while my family and I were visiting Greece last summer.


It shows ...

I took this photo because I had a great time at the event and I wanted something to remember it by /to remind myself that there are people who... /it was the first time I had ever seen... / I thought it was a really great experience.

I am showing it to you because I want you to see what the event (it) was like / where I spent my holiday /I wanted to show you how interesting can be/ I thought it was quite impressive.

It's one of the best photos I took while I was on holiday.

Maybe we can go there together some time, if you are up for it / if you like such kind of activities too / if I'd like to go back.



**Тренируем умение
описывать фото
(ЕГЭ, задание 3)
ПО ОПЦИЯМ**



- when you took the photo
- what/who is in the photo
- what is happening
- why you took the photo
- why you decided to show the picture to your friend

Splash each other - брызгаться

Twilight – сумерки, snow-drift – сугроб

Bridle – уздечка, barefooted -босоногая



- when you took the photo
- what/who is in the photo
- what is happening
- why you took the photo
- why you decided to show the picture to your friend

*Pine-tree – сосна, moss – мох, fir-tree – ель,
Oar – весло*



- when you took the photo
- what/who is in the photo
- what is happening
- why you took the photo
- why you decided to show the picture to your friend

Удачи на экзамене!

<http://englishinn.ru/ege-po-angliyskomu-yazyiku-ustnaya-chast.html>

<http://englishinn.ru/opisanie-fotografii-na-angliyskom-yazyike.html>