

### 1.5.3. Market size and forecast, by treatment type

The cosmetic treatment market was the highest contributor to the medical tourism market, with \$5,216.41 million in 2017, and is estimated to reach \$14,205.82 million by 2025, at a CAGR of 13.1% during the forecast period. The cancer treatment market is estimated to reach \$5,455.88 million by 2025 at a CAGR of 16.1%.

TABLE 17 LAMEA MEDICAL TOURISM MARKET, BY TREATMENT, 2017-2025 (SMILLION)

Treatment Type	2017	2018	2019	2020	2021	2022	2023	2024	2025	CAGR% E 2018-2025
Dental treatment	3,452.46	3,900.77	4,390.59	4,923.59	5,501.29	6,124.99	6,795.77	7,514.44	8,281.56	11.4
Cosmetic Treatment	5,216.41	5,082.57	6,836.90	7,786.22	8,837.52	9,997.91	11,274.57	12,674.78	14,205.82	13.1
Cardiovascular Treatment	491.17	559.87	635.90	719.73	811.82	912.66	1,022.72	1,142.43	1,272.23	12.4
Orttopedic Treatment	501.16	692.39	807.74	938.68	1,086.76	1,253.62	1,440.97	1,660.62	1,884.43	15.4
Neurological treatment	507.90	581.21	662.74	753.10	852.88	962.72	1,083.22	1,215.03	1,358.74	12.9
Cancer treatment	1,627.58	1,920.33	2,255.99	2,639.26	3,075.17	3,569.03	4,126.45	4,753.34	5,455.88	16.1
Fertility Treatment	522.10	612.89	716.54	834.42	967.98	1,118.73	1,288.28	1,478.32	1,690.61	15.6
Other General treatments	352.60	395.63	442.10	492.06	545.52	602.45	662.79	726.44	793.26	10.4
<b>Total</b>	<b>12,761.38</b>	<b>14,645.67</b>	<b>16,748.50</b>	<b>19,087.06</b>	<b>21,678.94</b>	<b>24,542.10</b>	<b>27,694.77</b>	<b>31,155.41</b>	<b>34,942.53</b>	<b>13.2</b>

Sources: Primary Research, Secondary Research and AMR Anaiyu-

In terms of volume, the cosmetic treatment market was the highest contributor to the medical tourism market, with 1,422.38 thousand patients in 2017, and is estimated to reach 3,355.00 thousand patients by 2025, at a CAGR of 11.1% during the forecast period. The cancer treatment market is estimated to reach 1,051.05 thousand patients by 2025 at a CAGR of 14.6%.

**TABLE 18.** LAMEA MEDICAL TOURISM MARKET. BY TREATMENT, 2017-2025 (NUMBER OF PATIENTS IN THOUSANDS)

TRF ATMFNT TYPF	2017	2018	2019	2020	2021	2022	2023	2024	2025	CAGR*   20182025 1
Dental Treatment	1.326.971.477.89	1.640.301814.43	2.000.44	2.198.46	2.408.522.630.60	2.864.61	9.9			
Cosmetic Treatment	1.422.38160103	1.796.142.008.51	2.238.90	2.48808	2.756.723.045.50	3.355.00	111			
Cardiovascular Treatment	13103	146.48	163.20	18123	200.61	22136	243.52	26710	29212	104
Orthopedic Treatment	167.63	193.33	222.09	254.18	289.85	329.35	372.95	420.91	473.50	13.7
Neurological Treatment	12243	137.44	153.77	171.49	190.65	21129	233.46	25721	282.57	108
Cancer treatment	347.18	404.57	469.35	542.18	623.72	714.67	815.73	927.62	1.05105	14.6
Fertility Treatment	160.99	186.60	215.40	247.66	283.65	323.65	367.95	416.85	470.63	14.1
Other General Treatments	117.15	127.70	138.59	14974	16107	172.49	183.89	195.17	206.20	71
Total	3.795.754.27504	4.798.855.369.41	5.988.89	6.65934	7.382.758.160.96	8.99567	112			

Sources: *Primary Research, Secondary Research, and AMR Analysis*

## Global Medical Tourism Market

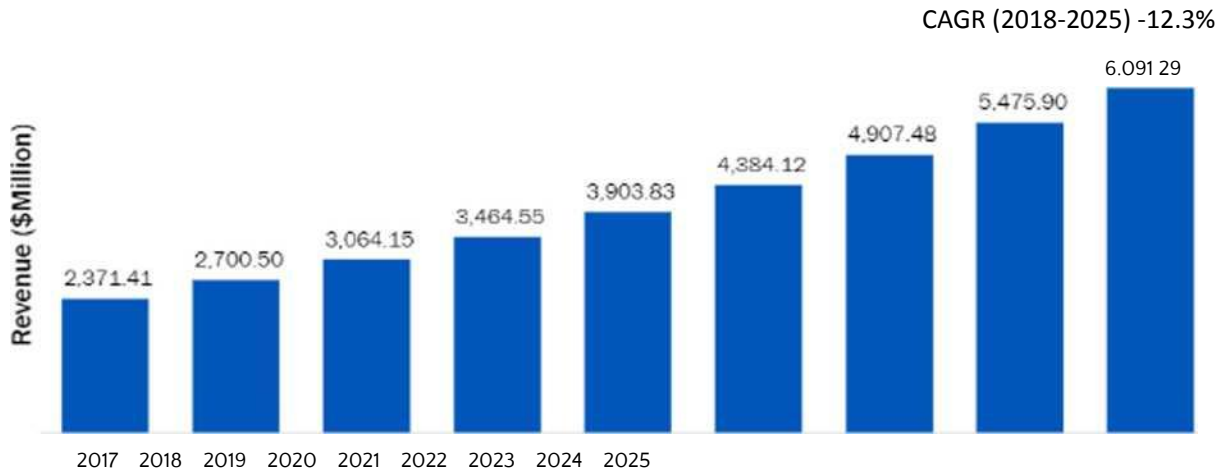
Opportunity Analysis and Industry Forecast. 2018-2025

1.5.3.1. Brazil market size and forecast

The Brazil medical tourism market was valued at \$2,371.41 million in 2017, and is projected to reach \$6,091.29 million by 2025, registering a CAGR of 12.3% from 2018 to 2025.

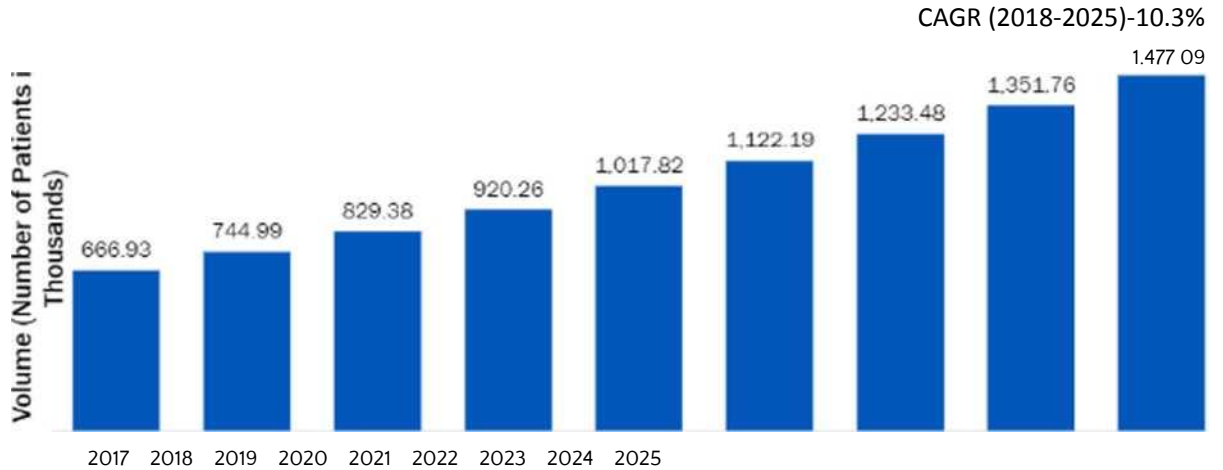
The Brazil medical tourism market was valued at 666.93 thousand patients in 2017, and is projected to reach 1,477.09 thousand patients by 2025, registering a CAGR of 10.3% from 2018 to 2025.

**FIGURE 37:** BRAZIL MEDICAL TOURISM MARKET, 2017-2025 (\$MILLION)



Source: Primary & Secondary Research and AMR Analysis

FIGURE 38. BRAZIL MEDICAL TOURISM MARKET, 2017-2025 (NUMBER OF PATIENTS IN THOUSANDS)



Source: Primary & Secondary Research and AMR Analysis

Global Medical

Tourism Market

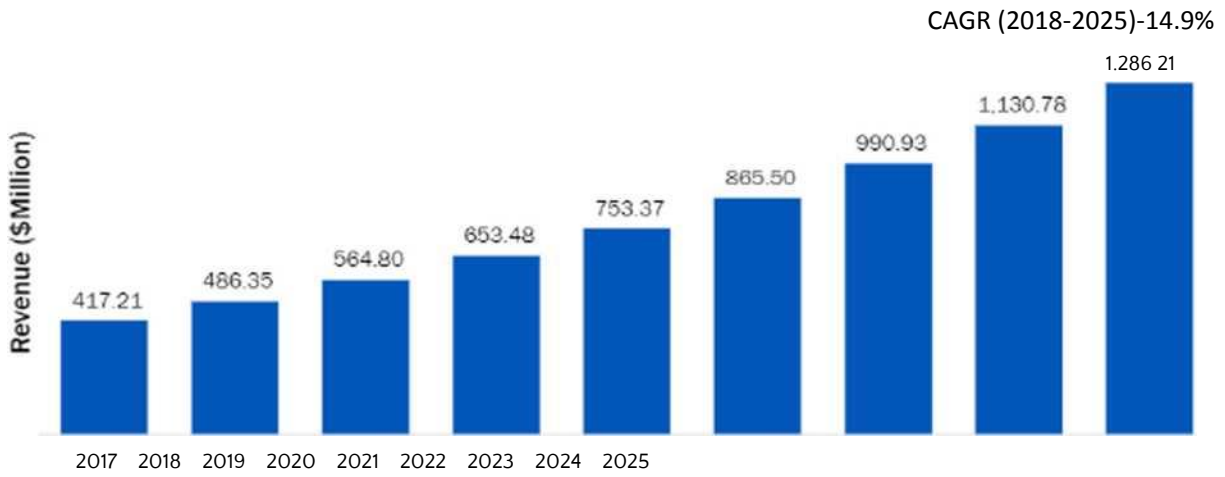
Opportunity Analysis  
and Industry Forecast.  
2018-2025

### 1.5.3.2. Venezuela market size and forecast

The Venezuela medical tourism market was valued at \$417.21 million in 2017, and is projected to reach \$1,286.21 million by 2025, registering a CAGR of 14.9% from 2018 to 2025.

The Venezuela medical tourism market was valued at 135.83 thousand patients in 2017, and is projected to reach 358.93 thousand patients by 2025, registering a CAGR of 12.7% from 2018 to 2025.

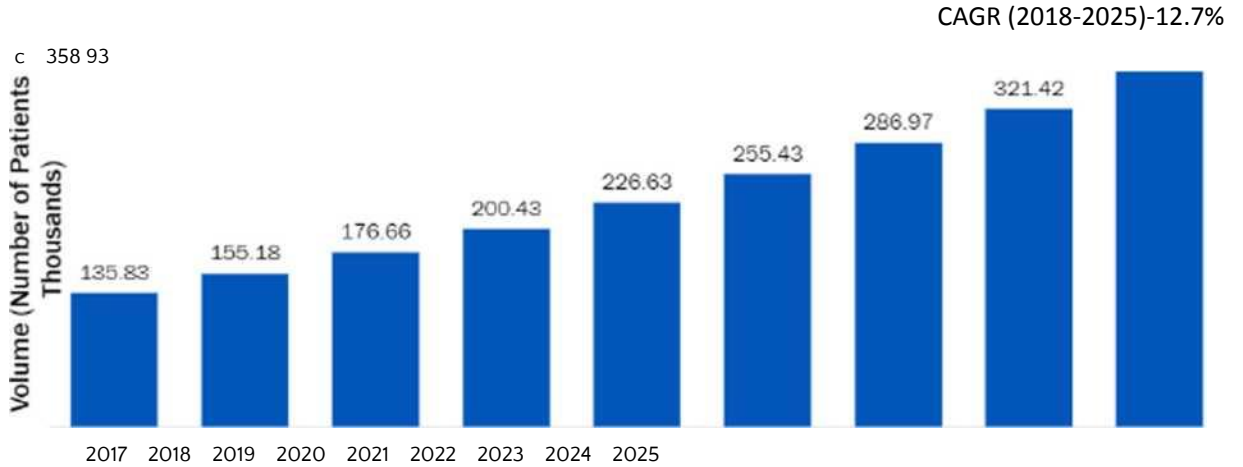
FIGURE 39. VENEZUELA MEDICAL TOURISM MARKET, 2017-2025 (SMILLION)



Source: Primary Si Secondary Research and AMR Analyui

Global Medical  
Tourism Market  
Opportunity Analysis  
and Industry Forecast.  
2018-2025

FIGURE 40. VENEZUELA MEDICAL TOURISM MARKET. 2017-2025 (NUMBER OF PATIENTS IN THOUSANDS)



Source: Primary & Secondary Research and AMR Analysis

Global Medical

Tourism Market

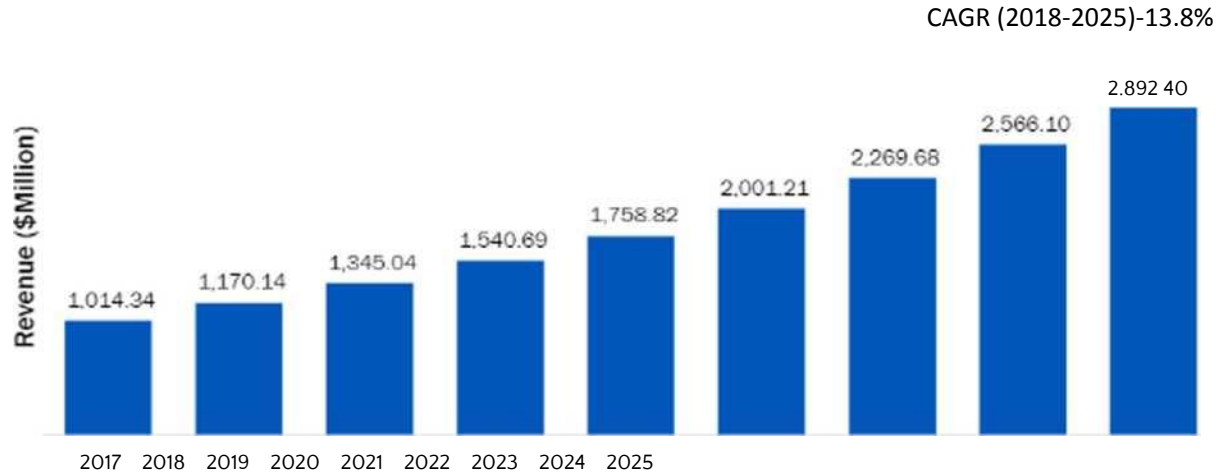
Opportunity Analysis  
and Industry Forecast.  
2018-2025

1.5.3.3. Costa Rica market size and forecast

The Cost Rica medical tourism market was valued at \$1,014.34 million in 2017, and is projected to reach \$2,892.40 million by 2025, registering a CAGR of 13.8% from 2018 to 2025.

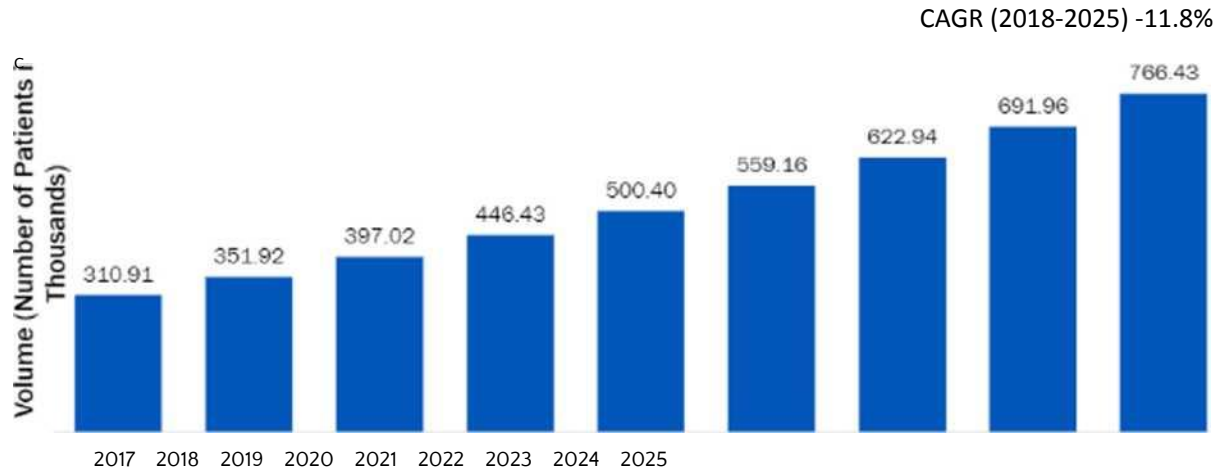
The Cost Rica medical tourism market was valued at 310.91 thousand patients in 2017, and is projected to reach 766.43 thousand patients by 2025, registering a CAGR of 11.8% from 2018 to 2025.

FIGURE 41. COSTA RICA MEDICAL TOURISM MARKET. 2017-2025 (SMILLION)



Source: Primary Si Secondary Research and AMR Anlyyui

FIGURE 42. COSTA RICA MEDICAL TOURISM MARKET, 2017-2025 (NUMBER OF PATIENTS IN THOUSANDS)



Source: Primary fir Secondary Research and AMR Analysis

Global Medical

Tourism Market

Opportunity Analysis  
 and Industry Forecast.  
 2018-2025

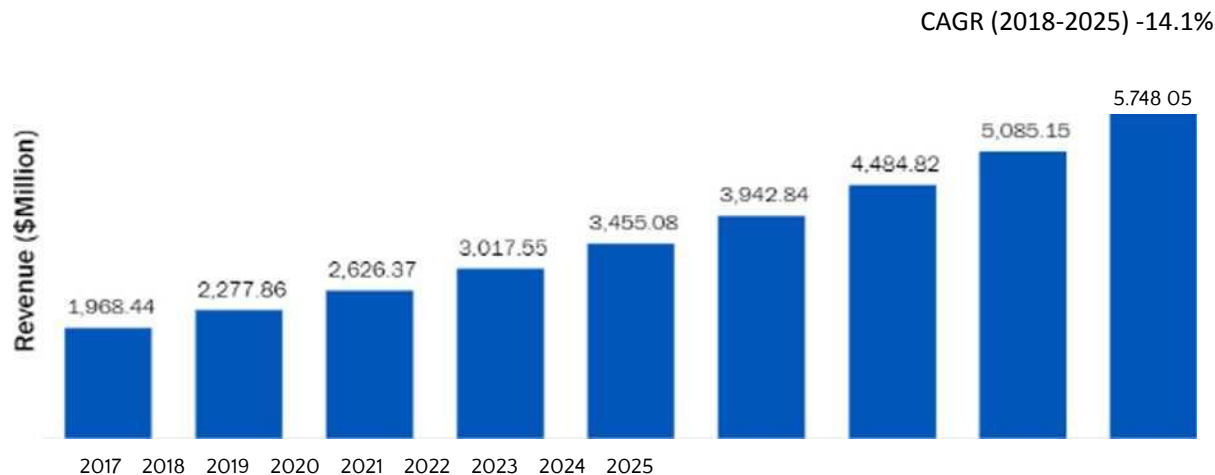


### 1.5.3.4. UAE market size and forecast

The UAE medical tourism market was valued at \$1,968.44 million in 2017, and is projected to reach 55,748.05 million by 2025, registering a CAGR of 14.1% from 2018 to 2025.

The UAE medical tourism market was valued at 593.85 thousand patients in 2017, and is projected to reach 1,499.58 thousand patients by 2025, registering a CAGR of 12.1% from 2018 to 2025.

FIGURE 43. UAE MEDICAL TOURISM MARKET, 2017-2025 (SMILLIONI)



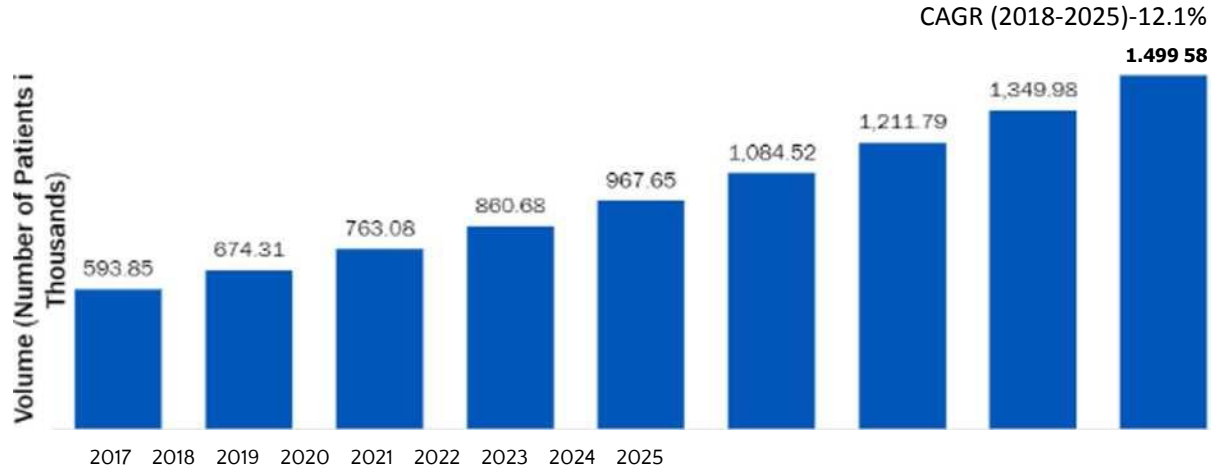
Source: Primary Si Secondary Rat-arch and AMR Analyui

Global Medical

Tourism Market

Opportunity Analysis  
and Industry Forecast.  
2018-2025

FIGURE 44. UAE MEDICAL TOURISM MARKET, 2017-2025 (NUMBER OF PATIENTS IN THOUSANDS)



Source: Primary & Secondary Research and AMR Analysis

Global Medical  
Tourism Market  
Opportunity Analysis  
and Industry Forecast.  
2018-2025