



YOUR  
LOGO



# Your Awesome Presentation Title

An Even More Amazing Subtitle



YOUR  
LOGO



# Your Awesome Presentation Title

An Even More Amazing Subtitle



YOUR  
LOGO

# Your Awesome Presentation Title

An Even More Amazing Subtitle





YOUR  
LOGO

# Your Awesome Presentation Title

An Even More Amazing Subtitle

**WELCOME!**



Thanks for joining us

# Begin with an **outline** or **agenda** to give a big picture view

**01**

**Title of your first part**  
Short description here

**02**

**Title of your first part**  
Short description here

**03**

**Title of your first part**  
Short description here

**04**

**Title of your first part**  
Short description here

**05**

**Title of your first part**  
Short description here

**06**

**Title of your first part**  
Short description here

# From time to time, give your audience a **break!**

9:00 AM		<b>Let's start!</b>	Lorem ipsum dolor sit amet, duis eu. Metus tortor. Eu ut lorem, est sodales amet.
10:30 – 10:45 AM		<b>Coffee Break</b>	Lorem ipsum dolor sit amet, duis eu. Metus tortor. Eu ut lorem, est sodales amet.
12:00 – 1:00 PM		<b>Lunch Break</b>	Lorem ipsum dolor sit amet, duis eu. Metus tortor. Eu ut lorem, est sodales amet.
2:30 – 2:45 PM		<b>Coffee Break</b>	Lorem ipsum dolor sit amet, duis eu. Metus tortor. Eu ut lorem, est sodales amet.
4:00 – 4:30 PM		<b>Q&amp;As session / closure</b>	Lorem ipsum dolor sit amet, duis eu. Metus tortor. Eu ut lorem, est sodales amet.


A transition slide with a dark blue background. The central focus is a large, horizontal blue banner with a slight 3D effect, containing the text "Transition Slide" in white. Above the banner, there are overlapping geometric shapes: a green triangle, a pink rectangle, and a blue trapezoid. Below the banner, there are more overlapping shapes: a brown trapezoid, an orange trapezoid, and a yellow triangle.

# Transition Slide

Design Option #1



# TRANSITION SLIDE




## Design Option #2

# TRANSITION SLIDE



## Design Option #3

# Design Option #4



**TRANSITION SLIDE**

# Design Option #5



**TRANSITION SLIDE**



# COFFEE BREAK



Enjoy your 30' pause

# Use a title with **specific & relevant** (only) content

- People **can't** listen while reading your slide.
- Always stick to the **most important** message.
- Less is more... be **concise**.
- And don't kill your presentation with too many bullet point slides. Use **visuals** instead!

# Using a **light background** is always an option to be considered

- A **light background** might be easier to read
- Is a better option if you intend to **print** your document
- Suits **diagrams** or **graphics** insertion

# Relevant content displayed with **2 columns** is also nice!

- Lorem ipsum dolor sit amet, dui eu. Metus tortor. Eu ut lorem, est sodales amet.
- Maecenas nam mattis, condimentum semper tristique. Morbi sed diam ullamcorper cubilia et.
- Lectus mi at, inceptos lacinia necessitatibus. Velit risus suspendisse.
- Tempor ut id, nam praesentium, ridiculus dui sodales. Justo ipsum magna, massa nec



# 1 image says more

...than a thousand words





**is beautiful**

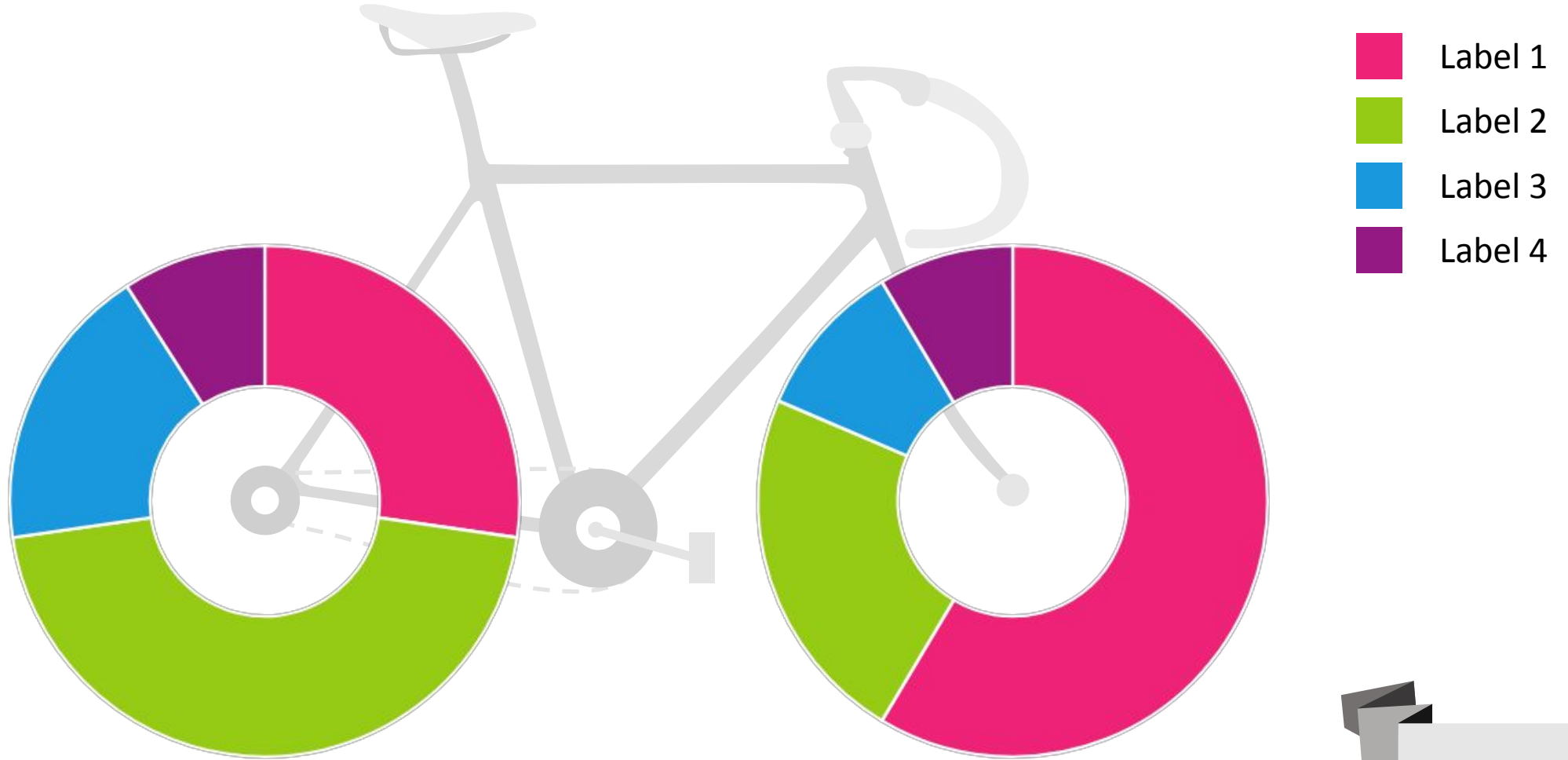
Less (text) is more



Support your claims with a  
short and **POWERFUL**  
quote

Author's name

# Use **infographics** to transform your data into engaging visual content



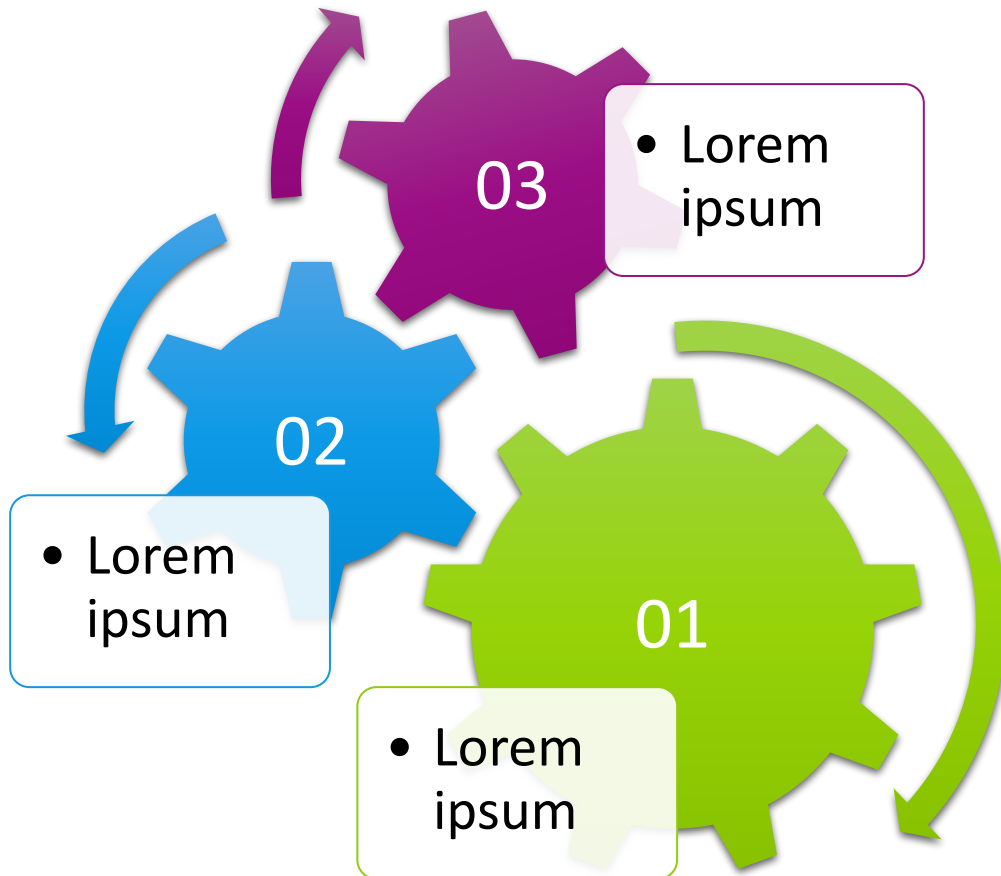
Your Date Here

Your Footer Here



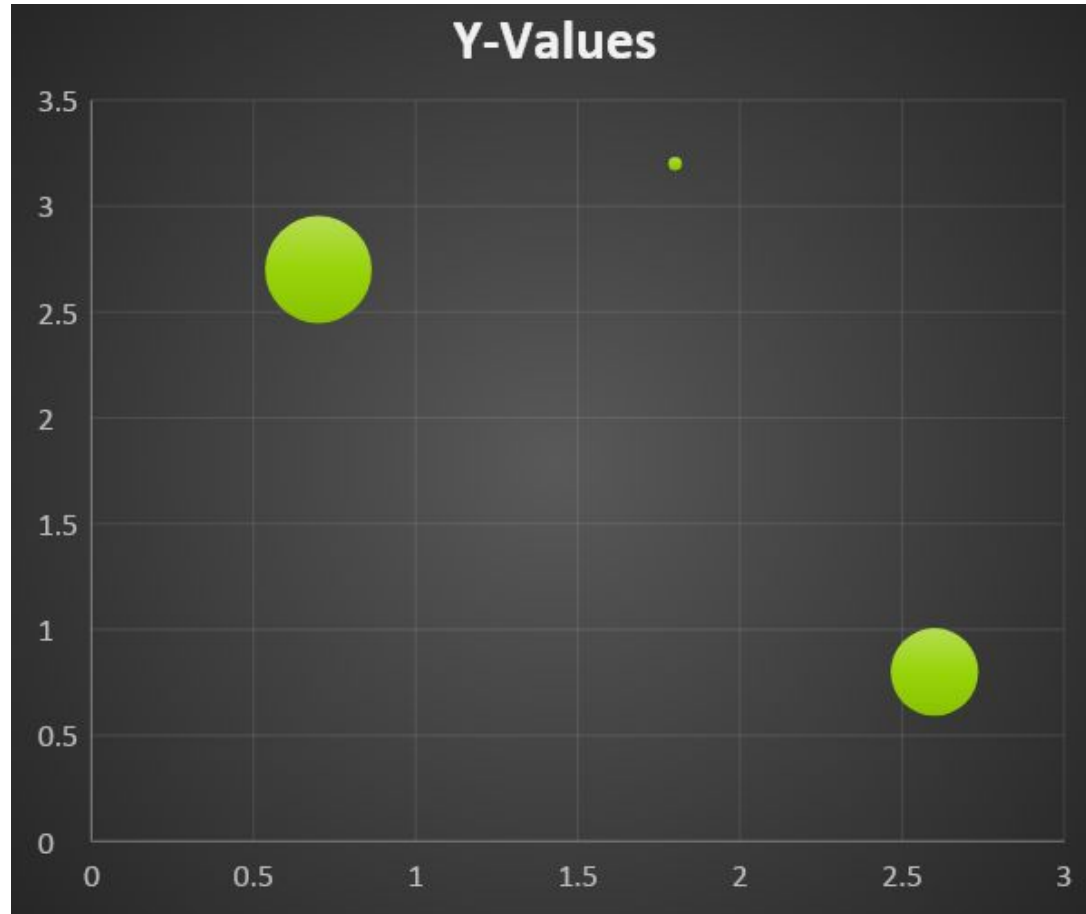
**SUPPORT YOUR TEXT WITH A STRONG  
AND RELEVANT PICTURE**

# SmartArt graphics are very easy-to-use and so effective!



- Lorem ipsum dolor sit amet, duis eu. Metus tortor. Eu ut lorem, est sodales amet.
- Maecenas nam mattis, condimentum semper tristique. Morbi sed diam.

# Use simple and clear **charts** to make information easier to visualize



- Lorem ipsum dolor sit amet, dui eu. Metus tortor. Eu ut lorem, est sodales amet.
- Maecenas nam mattis, condimentum semper tristique. Morbi sed diam.



# Organize your relevant numbers and figures with **tables**

	Column Title 1	Column Title 2	Column Title 3	Column Title 4
First Row	2 500	4 250	6 500	4 700
Second Row	12 300	1 200	7 800	9 850
Third Row	450	850	200	2 100
Fourth Row	9 800	5 600	4 200	7 800
Fifth Row	250	470	150	890
TOTAL	25,300	24,270	18,850	25,340

- Lorem ipsum dolor sit amet, duis eu. Metus tortor. Eu ut lorem, est sodales amet.
- Maecenas nam mattis, condimentum semper tristique. Morbi sed diam.



# Use a **map** for infographics, statistics or to visualize locations

The image features a world map where each continent is represented by a grid of colored dots. Five callout boxes are connected to the map by thin lines. Each callout box contains a colored circular icon with a specific symbol and a block of placeholder text. The callouts are: 1) North America (pink dots, pink callout with a truck icon), 2) South America (green dots, green callout with a factory icon), 3) Europe (blue dots, blue callout with a house icon), 4) Africa (orange dots, orange callout with a person icon), and 5) Asia (purple dots, purple callout with a padlock icon).

**Lorem Ipsum**  
Lorem ipsum dolor sit amet, nibh est. A magna maecenas, quam magna nec quis, lorem nunc. Suspendisse viverra sodales mauris.

**Lorem Ipsum**  
Lorem ipsum dolor sit amet, nibh est. A magna maecenas, quam magna nec quis, lorem nunc. Suspendisse viverra sodales mauris.

**Lorem Ipsum**  
Lorem ipsum dolor sit amet, nibh est. A magna maecenas, quam magna nec quis, lorem nunc. Suspendisse viverra sodales mauris.


**Lorem Ipsum**  
Lorem ipsum dolor sit amet, nibh est. A magna maecenas, quam magna nec quis, lorem nunc. Suspendisse viverra sodales mauris.

**Lorem Ipsum**  
Lorem ipsum dolor sit amet, nibh est. A magna maecenas, quam magna nec quis, lorem nunc. Suspendisse viverra sodales mauris.






Source: [PresentationGO](#)

# Use uniform **colors** that really work with your template

The following **custom colors** are already built in this template – use this palette when adding some new content or graphics:



# [BONUS] Origami Editable Graphics



# THANK YOU!

JOHN SHWEET

PRESENTATION EXPERT

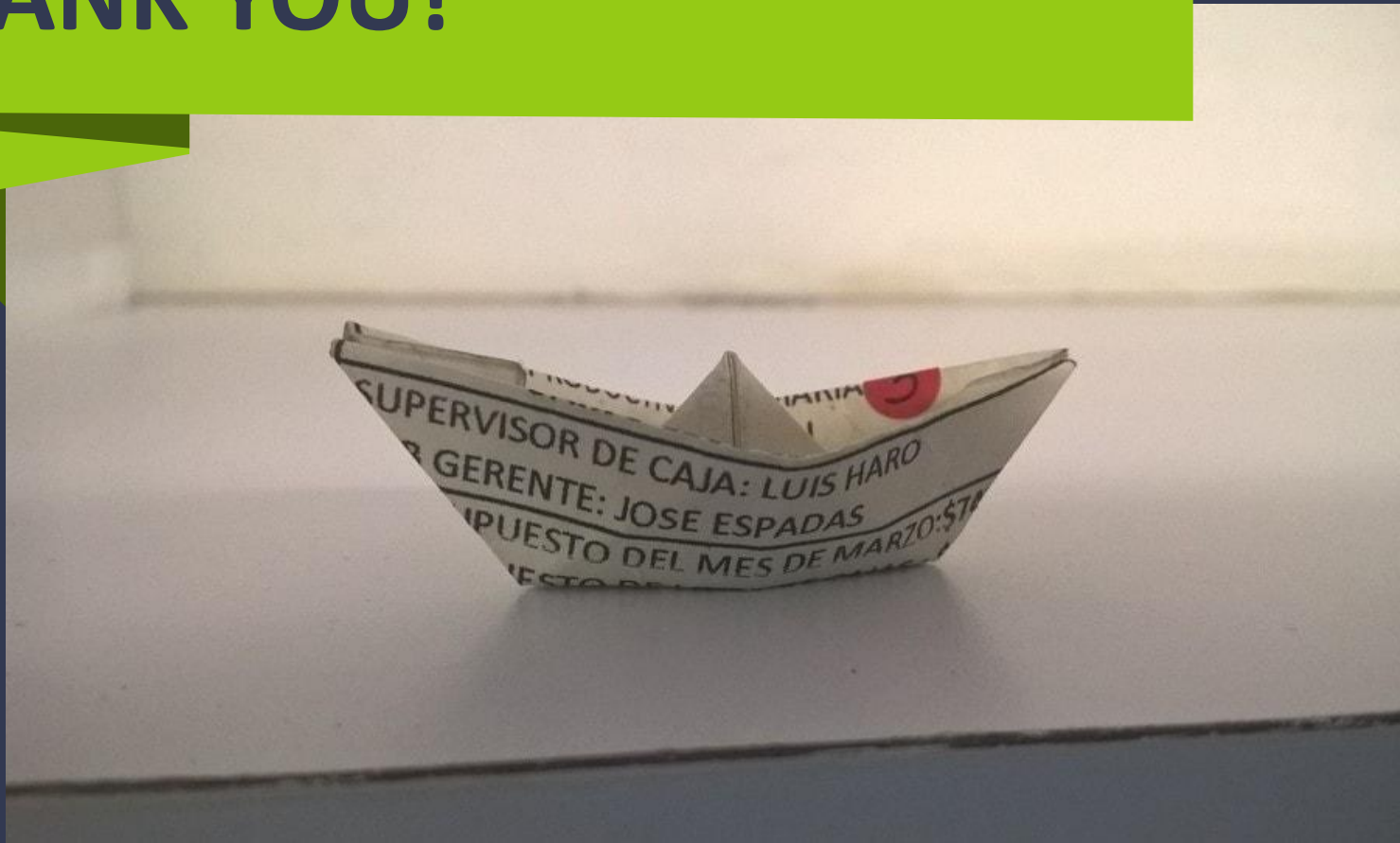


1234 Lorem St, Ipsum, 56789, Country

+00 123 456 7890

[your@email.com](mailto:your@email.com)

<https://www.showeet.com/>



Do you have any questions?



YOUR  
LOGO

# Credits & Copyrights

- **Photos** – many thanks to:
  - [Pixabay](#) (CC0 Public Domain [license](#))
- **Free font used:**
  - Calibri (Microsoft font)
- **Copyrights:**
  - Free with Attribution
  - Cf. <https://www.showeet.com/terms-of-use/>

**T**HANK **Y**OU!

Hope you like this template :)



Merry Christmas!



Free creative templates,  
charts, diagrams and maps  
for your outstanding  
presentations

