





Multiple Choice Test Taking Strategies



Prepare Physically and Mentally



Positive
thinking



Be Physically Ready

- ✓ Get a good night's sleep before the test.
- ✓ The morning of the test, eat a healthy breakfast.
- ✓ **BE ON TIME.**
- ✓ Stretch during testing breaks.



Be Mentally Prepared

- Being nervous, or not caring, can ruin your chance of doing well on the test.



- Remember, the stories were not chosen to entertain you. Pay attention and remember to highlight as you read.



Before Reading Strategies

**The test is on your
desk.**

What do you do now?



Get Ready

- **Look over the test.**
- **Think of it as several *small* jobs, not one big one. If you have a positive attitude you will do well.**



- **Now look at the questions.**


Scavenger Hunt

- Read the questions before you read the passage. Don't read the answer choices because it will take too long and confuse you later.
- In each question, **highlight** the important words that tell you what the question wants you to do. It might ask “**main idea,**” “**compare,**” “**author's purpose,**” “**opinion,**” “**summarize,**” etc
- Also highlight unusual or very specific words or phrases that you can look for while you're reading.

During Reading Strategies



Active Reading Strategies



- Always read anything that may be written in a box at the top or bottom of the page. Hint: Sometimes you will find an answer to a question in one of the boxes.
- Read in chunks, stopping often (every paragraph or 2) to ask yourself, “What did I just learn?”
- If you don’t know, REREAD THE SECTION until you do. This way you’ll catch where you stopped understanding, instead of realizing at the end of the story that you don’t understand it.





Highlighting

- Careful highlighting can help you find the answers to the questions.
- As you read, highlight any words that remind you of the questions that you read.
- As you read, highlight any sentence that contains the unusual words or important words that you highlighted in the questions.
- Be careful: Too much highlighting will make it hard for you to find the answers to the questions.


After Reading

Strategies





Hints for Answering Multiple Choice Questions

- 
- ◆ Go back to the passage
 - ◆ Cover the answer choices
 - ◆ Get rid of wrong answers
 - ◆ Intelligent guessing
 - ◆ Advice for bubbling
 - ◆ Finishing

First of all...




Don't trust your memory; go back to the passage to look for the answers.

It's not cheating; you have the time, and your highlighting will help you.



Pretend It's Not Multiple Choice




- Cover up the answer choices and read the question only. See if you already **KNOW** the answer. Don't peek, and predict the answer.
- Now, read ALL of the answer choices.
- See if any of the choices match your prediction.
- If your prediction isn't one of the choices, read the question again; you may have read it incorrectly or misunderstood it.
- Double check your answer by going back to the passage for proof.



Get Rid of Wrong Answers

- Go back to the section in the passage that is about the question.




- Read ALL of the answers, and cross out those that you KNOW are wrong.

- If more than one choice seems true, then one of them doesn't really answer that question. Read the question again to see which choice is wrong.

- Some answers are partly true. If any part of the answer is false, it's not the correct answer.

- For vocabulary, try putting each answer choice in the sentence in place of the vocabulary word. Choose the one that makes the most sense.

- Ask yourself what the question is asking you to do.



I've Tried All That And Still Don't Have A Clue



- **Research shows that first thoughts are often correct, but we don't always trust ourselves.**
- **If you cannot figure out the answer within a few minutes by using the passage and suggestions, go with your first thoughts. Don't leave it blank; you might number the rest of the test incorrectly.**
 - **Circle the questions you're unsure of, even though you've answered them. Go back when you're done with the section and take a fresh look. Sometimes, later questions help to answer earlier ones.**



When you are finished



- Go back to make sure that you've answered all of the questions.
- Erase all stray marks and smudges.

