

Автор презентации:

Юлия Ефимовна Апт,
учитель английского языка гимназии №74,
г. Санкт-Петербург

The presentation is made
by teacher **Julia Apt**,
gymnasium 74, St. Petersburg, Russia
<http://JuliaApt.blogspot.ru>

2010-2012

Пояснения для учителя

Слайд 3. Деление на команды. Команд может быть 2, 3 или 4.

Слайд 4. Актуализация: вспомните традиции Хэллоуина, которые вы знаете. Учитель дает каждой команде лист бумаги, чтобы написать список традиций.

Слайд 5. Назовите традиции. Команды называют предложения по очереди. За каждый правильный ответ даем 1 очко.

Слайды 6-55. Интерактивная викторина - квест.

В викторине содержатся задания двух типов: «Найди, о какой традиции идет речь» и «Найди запрашиваемое место на рисунке». Команды отвечают по очереди. За каждый правильный ответ начисляется 1 очко.

Сначала дети читают текст и находят, к какой традиции он относится. Нужно выбрать рисунок с этой традицией и щелкнуть на него. Если ответ неверен, программа опять возвращается к заданию, а если верен – появляется красочная иллюстрация с заданиями квеста.

В заданиях «Найди запрашиваемое место на рисунке» игроки должны прочитать информацию, найти запрашиваемый предмет и щелкнуть по нему мышкой. Если ответ верен – программа переход к следующему слайду.

Слайд 56. Рефлексия: составьте список традиций, которые вы запомнили.

Слайд 57. Посмотрите на ответы и сравните с ними свой список. За каждую правильную идею даем 1 очко.

Слайд 58. Подведение итогов. Подсчет очков и выявление победителя.

Слайд 59. Поздравление с праздником.

Halloween



Happy
Halloween!



© www.TheHolidaySpot.com





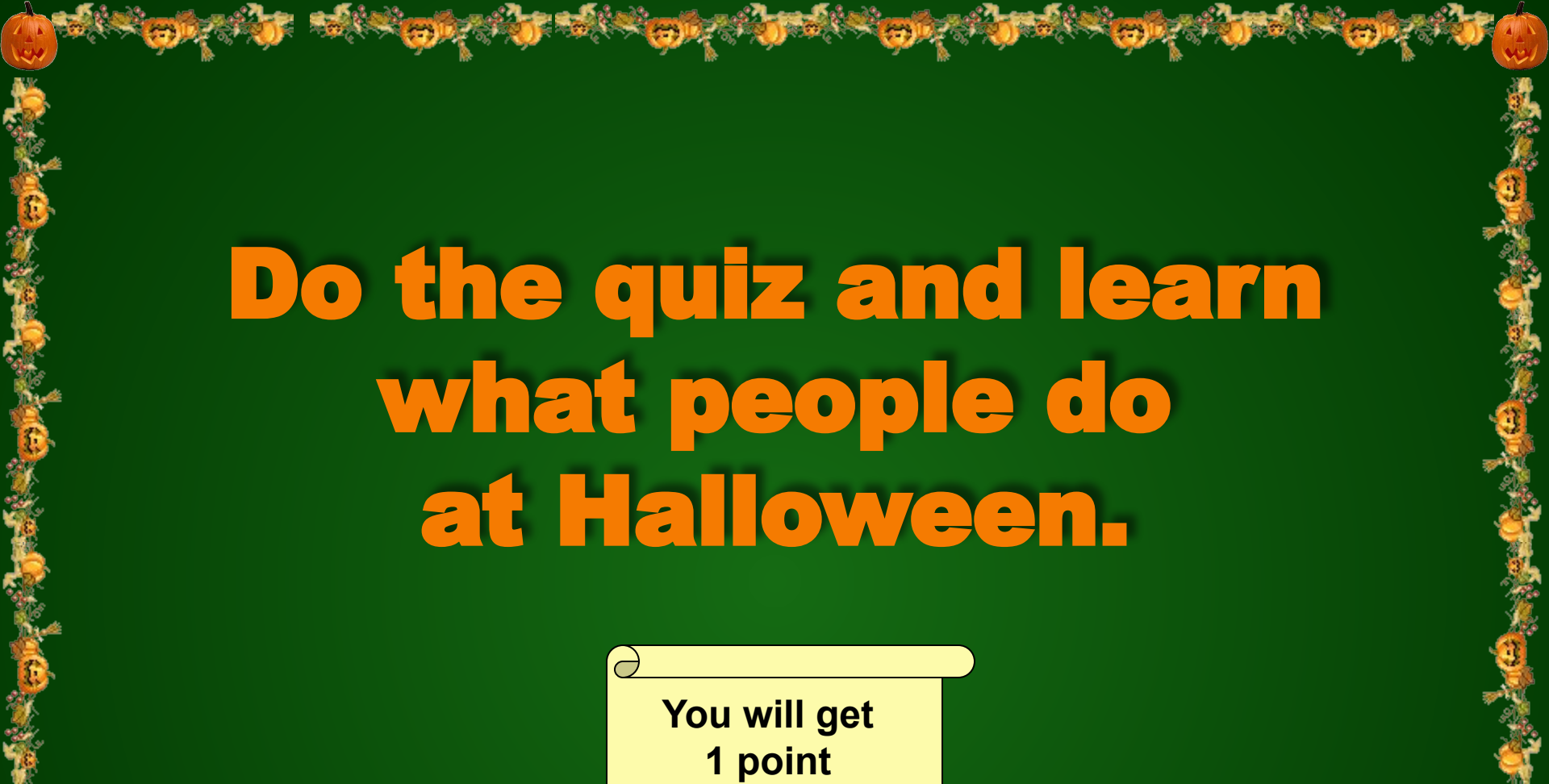
**Make the list of things
which people do
at Halloween.**



Say what people do at Halloween.

You will get
1 point
for each idea.





Do the quiz and learn what people do at Halloween.

You will get
1 point
for each correct
answer.






When do they celebrate Halloween?



October



Sorry,
that's not true.





HAPPY
HALLOWEEN

31

OCTOBER


Click on the bear's
left foot.

Sorry,
that's not true.





People make *Jack-o-lantern*. It is a pumpkin with a candle inside.




October



Sorry,
that's not true.




Jack-o-lantern



Click on the knife.

Sorry,
that's not true.






**Children wear
Halloween
costumes.**



Sorry,
that's not true.




Halloween Costumes




Click on the robot's left hand.

Sorry,
that's not true.






**Children make
Halloween masks.**



Sorry,
that's not true.




Halloween Masks



Click on the cat's right ear.

Sorry,
that's not true.






**They decorate
their houses.**



October



Sorry,
that's not true.



Halloween decorations




Click on the candle to the left of the cat

Sorry,
that's not true.





Children go from house to house and say "Trick or treat".



Sorry,
that's not true.




Trick or Treat! Trick or Treat!
Give me something good to eat.
Give me candy. Give me cake.
Give me something sweet to take!



Click on the
princess's crown.

Sorry,
that's not true.




Trick Or Treat



Click on the leaf
above "k".

Sorry,
that's not true.



People give them a treat.




**Click on the sweet
in
the boy's left hand.**

Sorry,
that's not true.





**Children have
Halloween parties.**



October



Sorry,
that's not true.




Halloween Parties



Click on the mice.

Sorry,
that's not true.






They tell each other scary stories.



October



Sorry,
that's not true.



Halloween Stories



Suddenly, a skeleton popped out.
"Aaaghh!" But it was just a toy.


Click on Mickey's
mouth.

Sorry,
that's not true.





Children play "Apple Bobbing".



Sorry,
that's not true.




Apple Bobbing




Click on the witch's glasses.

Sorry,
that's not true.






Children play games.



October



Sorry,
that's not true.



Halloween Games




**Click on the
smallest
pumpkin's left eye.**

Sorry,
that's not true.






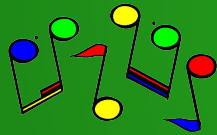

They sing songs.



Sorry,
that's not true.




Halloween Songs



Click on the door.

Sorry,
that's not true.





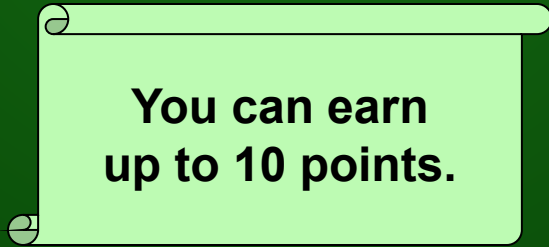
Excellent!

Happy Halloween



**What do you remember
from the lesson?**

**Make the list of things
which people do
at Halloween.**



**You can earn
up to 10 points.**





Check your answers.

1. They make *Jack-o-lanterns*.
2. They wear Halloween costumes.
3. They make masks.
4. They decorate their houses.
5. They go from house to house and say "Trick or Treat"
6. They have Halloween parties.
7. They tell each other scary stories.
8. They play apple bobbing.
9. They play games.
10. They sing songs.

A decorative border at the top and sides of the page, featuring a repeating pattern of pumpkins, gourds, and autumn leaves.

*Now it's time
to count your points.*

**How many points
have you got?**



ITS TIME FOR FUN!
ITS HAPPY HALLOWEEN!



©www.TheHolidaySpot.com

Resources:

www.TheHolidaySpot.com

www.desiglitters.com

www.gograph.com

www.english.peopledaily.com.cn

<http://jeanporter.cmswiki.wikispaces.net>

www.silvitablanco.com.ar

<http://printable-masks.blogspot.com/>

www.classroomclipart.com

www.1halloween.net

www.coolholidaygraphics.com

www.englishexercises.org

www.homeklondike.com

www.allmusic.com

www.singingalto2.wordpress.com

www.allaboutlemon.com

www.uptowntoypoodles.com

www.halloweenfiles.com

<http://carlah11.tripod.com>