

**APPS**

**WEB**

**DATA**

Your Project from **START** to **FINISH** and beyond...

# APPS

Great apps are based on great functionality, beauty and reliability

[Learn more...](#)

# WEB

The internet of everything applied and connected at your fingertips

[Learn more...](#)


# DATA

The world is built from DATA, we make sense of it for you

[Learn more...](#)

# APPS

INTRO



Scoping

Prototyping

Designing

Developing

Testing

Deployment



Support

# APPS

## Scoping

In close collaboration with you our client and any of your partners and existing development teams we will scope your project to plan and prepare a detailed ACTION PLAN for you this will include:

- Understanding your needs, listening to your ideas and making our professional recommendations.
- Clear breakdown of tasks list for each stage of the project
- Time table of goals and targets
- Time / Cost estimates for every target



Scoping

Designing

Testing

Support

Prototyping

Developing

Deployment



# APPS

## Prototyping

Once we have clearly defined the scope of the project and it's time table our designers will prepare a prototype of your end result and demo of feasibility.

This will be the spirit and basis of the design and will include:

- Sketch a mockup of the main experience
- Wireframes
- Prototype



Scoping

Prototyping

Designing

Developing

Testing

Deployment



Support

# APPS

## Designing

Once you have approved the prototype we can begin to focus on the specific details of the design. Our designers are expert artists making a superior and intuitive user experience with an eye for good taste and beauty. The design process and may include:

- Layout design
- Storyboard
- UI / UX Design
- Icon, illustration, animation, photography, video



Scoping

Prototyping

Designing

Developing

Testing

Deployment


Support




# APP

## Developing

Development work would commence once the final designs are approved by you. Development is based purely on the finished designs. We would implement those designs in code. Our developers are experts in their fields and are always on the cutting edge of new technologies.



- ??????????????????????????????
- ??????????????????????????????



Scoping

Prototyping

Designing

Developing

Testing



Deployment

Support

# APP

## Testing

Testing is a crucial part of the project. We will carry out detailed testing on multiple devices and interfaces to ensure any issues that remain are fixed for a perfectly smooth deployment.

- 
- Testing the app on various smartphones with different screens, hardware, operating system versions
  - Making sure the design implemented in code matches perfectly to the original wireframes
  - Making sure all the functionality is working perfectly and as specified.
- 

Scoping

Prototyping

Designing

Developing

Testing

Deployment



Support

# APP

## Deployment

We will launch your app on the  
Apple App Store and  
Google Play store

- ??????????????????????????????
- ??????????????????????????????



Scoping

Prototyping

Designing

Developing

Testing

Support


Deployment

# APP

## Support

App

- Maintenance and Bug fixes
  - User feedback
- Developing new features in next release
- Responding to changing requirements and trends



Scoping

Prototyping

Designing

Developing


Testing

Deployment

Support

# WEB

INTRO



Scoping

Prototyping

Designing

Developing

Testing

Deployment



Support

# WEB

## Scoping

In close collaboration with you our client and any of your partners and existing development teams we will scope your project to plan and prepare a detailed ACTION PLAN for you this will include:

- Understanding your needs, listening to your ideas and making our professional recommendations.
- Clear breakdown of tasks list for each stage of the project
- Time table of goals and targets
- Time / Cost estimates for every target



Scoping

Designing

Testing

Support

Prototyping

Developing

Deployment



# WEB

## Prototyping

Once we have clearly defined the scope of the project and it's time table our designers will prepare a prototype of your end result and demo of feasibility.

This will be the spirit and basis of the design and will include:

- Sketch a mockup of the main experience
- Wireframes
- Prototype



Scoping

Prototyping

Designing

Developing

Testing

Deployment



Support

# WEB

## Designing

Once you have approved the prototype we can begin to focus on the specific details of the design. Our designers are expert artists making a superior and intuitive user experience with an eye for good taste and beauty. The design process and may include:

- Layout design
- UI / UX Design
- Icon, illustration, animation, photography, video



Scoping

Prototyping

Designing

Developing

Testing

Deployment

Support





# WEB

## Developing

Development work would commence once the final designs are approved by you. Development is based purely on the finished designs. We would implement those designs in code. Our developers are experts in their fields and are always on the cutting edge of new technologies.

- FRONT-END: The engine behind the designs. We put an emphasis on fast loading speeds and a flexible and responsive implementation that will accommodate any screen size: from mobile to 4K+ desktop.
- BACK-END: We will implement a detailed and intuitive admin control panel connected to a database for you so that you can control every type of functionality used in the Front together with any statistics, reporting and user control you may require.



Scoping

Prototyping

Designing

Developing

Testing

Deployment



Support

# WEB

## Testing

Testing is a crucial part of the project. We will carry out detailed testing on multiple devices and interfaces to ensure any issues that remain are fixed for a perfectly smooth deployment.

- Testing the website and web application to ensure it is compatible with multiple browsers, various screen sizes
- Making sure the design implemented in code matches perfectly to the original wireframes
- Making sure all the functionality is working perfectly and as specified.
- Speed testing loading the website from various sources and making sure server response times are good.



Scoping

Prototyping

Designing

Developing

**Testing**



Deployment

Support

# WEB

## Deployment

Once testing is done we will deploy your completed Website / Web app to the production server. We will continue to test that everything is working perfectly. At this point we will connect everything to make it live. Your front-end design and special features together with your custom-made back-end control panel with all the different setting options. These will work together with any database we have created for you dynamically



Scoping

Prototyping

Designing

Developing

Testing

**Deployment**


Support

# WEB

# Support

????????????????????????????

- ??????????????????????????
- ??????????????????????????



Scoping

Prototyping

Designing

Developing


Testing

Deployment

Support

# DATA

INTRO



Scoping

Sourcing

Developing

Implementing

Testing

Processing

Analyzing



Reporting

# DATA

## Scoping

In close collaboration with you our client and any of your partners and existing development teams we will scope your project to plan and prepare a detailed ACTION PLAN for you this will include:

- Understanding your needs, listening to your ideas and making our professional recommendations.
- Clear breakdown of tasks list for each stage of the project
- Time table of goals and targets
- Time / Cost estimates for every target



## Scoping

Developing

Testing

Analyzing

Sourcing

Implementing

Processing



Reporting

# DATA

## Sourcing

We would work closely with you to identify the richest and most accurate sources of data that can be developed in the most efficient and cost effective way. We would consider:

- The quality of the data
- The size of the data source
- Possible obstacles to obtaining the data
- Make a graphical representation of all the data fields to be extracted based on the source pages.



Scoping

Developing

Testing

Analyzing

Sourcing

Implementing

Processing



Reporting

# DATA

## Developing

Based on the sources selected we would develop an unique method for each source in order to obtain the data, including:

- Writing parsers and testing
- Develop database structure
- Connect database with scripts
- Develop a threaded system to work automatically as new parsers are added
- Write a progress tracker to automatically report on progress and any issues



Scoping

Sourcing

Developing

Implementing

Testing

Processing

Analyzing


Reporting




# DATA

## Implementing

Once all the initial development work is done we deploy and run from our high end servers. We continue to monitor the data and do quality checks to make sure high standard is maintained. We also make sure to fix any problems that might interrupt the flow of data and address them in time to avoid any delays.



We will send you progress reports by email every 3 hours so you can also follow the quantity of raw data being collected.



Scoping

Developing

Testing

Analyzing

Sourcing

Implementing



Processing

Reporting

# DATA

# Testing

Once all the required raw data is collected we would test it pre-processing to ensure that it meets your requirements and our high standards.



Scoping

Developing

Testing

Analyzing

Sourcing

Implementing



Processing

Reporting

# DATA

# Processing

Once all the required raw data is collected and tested for quality we would process it by building the database tables and preparing for final testing. Processing the raw data usually creates bigger amounts of refined data in the final output.



Scoping

Developing

Testing

Analyzing

Sourcing

Implementing

Processing



Reporting

# DATA

## Analyzing

With all the refined and final data collected and processed we would proceed to analyze the data using scientific methods:

- Statistics and mathematics
  - Analytics
  - Machine learning
  - Algorithm design



Scoping

Developing

Testing

Analyzing

Sourcing

Implementing


Processing

Reporting

# DATA

# Reporting

We would finally present to you the data in any format you require, structured database together with the reports of our analysis so that you can put the data and its conclusions to the best possible uses.



Scoping

Developing

Testing

Analyzing

Sourcing

Implementing

Processing

Reporting

ABOUT

**CONTACT**

END.....



Begin your design journey...

# webwiz

Designing your dreams

From  
START

to FINISH  
and beyond...

Discuss

Design

Develop

Delegate

# Discuss...

Understanding your needs...

Listening to your ideas

Goals

What are your current daily operations and what are your plans and goals for the future.

Target

Tell us about your target audience and those you wish to serve and attract

## About You

Like anything that fits perfectly we want your online presence to fit you perfectly. By having a deep understanding about you we can tailor the perfect solution to your needs.

Offer

What is your offer and in what ways is it unique and in what ways is it similar to others

The first step of any successful project is listen to and understand your unique online vision. We want to understand in as much detail as possible what is your journey about whether it would be an organisation or a private individual, a business or a charity. We are here to translate your design dreams into a reality.

Sample

Before we meet we would like you to select 5 designs that you liked and felt connected to. These will help us understand your taste and plan our design concepts around you.

Meet

We invite you to meet with us as we feel this is the best way to really interact, learn and understand all about you. It may be more convenient to meet virtually over video chat and that usually is almost as good as meeting in person.

# Design

Tailoring your dreams into  
reality...

Create

**0**

**Your  
Identity**

Compose

**1**

**Your  
Message**

Fuse

**2**

**Your  
Mockup**

Finalise

**3**

**Your  
Design**

# Design

Ground zero of your design journey

We will combine your taste and preferences with our artistic expertise to create the perfect design language for your corporate identity

Your website, logo and offline printed materials should all share the same design language.

Our talented artists will begin from hand sketches to computer aided design tools to draw out the general lines, fonts and shapes. Once finalized color is applied.

# 0 Your Design Identity

Style

Colors

Shapes

Fonts

Logo

Mascot

Icons

What is sometimes referred to as Corporate Identity. Designed from scratch for a new company, completely overhauled for a veteran company or lightly refreshed and modernized. Also we can work with your existing design language without making any changes. All options are available to you.

The unique color scheme should perfectly and harmoniously combine with the shapes, fonts and icons to create your unmistakable design style. Your corporate identity should be instantly recognisable at a glance

Information you wish to collect is just as important as information you wish to communicate. We will design this for you in the most effective and user friendly way possible

# Design

At the core of all design is the content of your message.

At this stage we will need from you all available literature about you, your operations, goals and offers in as much details as possible. From this we will build your unique message.

Our expert content writers, photographers and video editors will be at your side to bring out for you the best possible message

# 1 Your Message

Text

Images

Videos

Forms

The message you wish to communicate to your target audience needs to seamlessly fit with the unique design we create for you. The design will be another language that speaks louder than text. Your unique contents is the mold that holds the design together.

A picture is worth 1000 words. With images and videos we can help bring your message to life and capture and keep your audience's attention and keep them coming back for more!

# Design

We fuse your design identity  
with your unique content

Initially the mockup is very rough  
suggesting general ideas and design lines  
so that we can share our work with you ,  
receive your feedback and make changes  
accordingly.

## 2 Your Mockup

Photoshop

Illustrator

InDesign

A mockup is usually an offline graphical  
impression of what your design will look like. It  
can apply to your website and any printed  
materials we design.

We can create a mockup of absolutely anything;  
Entire website, landing page, social page,  
business card, letterhead etc.

# Design

We finalise all the combined elements and prepare for Development stage

## 3 Your Unique Design

Your design is complete! We made sure you have approved everything and that the designs are to your complete satisfaction. In Essence your offline materials are ready to be sent to printing and your online content and design are final and ready to go to development stage.

# Develop

Thinking outside of the  
hat...

Convert

Animate

Program

Connect

**0**

**Design to  
Web**

**1**

**Web  
Frontend**

**2**

**Web  
Backend**

**3**

**Go Live!**



# Develop

Begin Development from  
your final graphic design

We put an emphasise on friendly, modern user interface, fast loading speeds and a flexible and responsive implementation that will accommodate any screen size: from modile to 4K+ desktop.

# 0

**Convert  
Design to  
Web**

HTML5

CSS3

We take your complete final static design in Photoshop and Illustrator and transfer the graphics to HTML5 and CSS3 using the latest technologies and libraries to bring your design to life!

# Develop

Special and interactive features

We put an emphasise on impressive and technologically advanced web development tools to give your users the very best experience.

There are many useful Javascript libraries that we can implement in your solution such as: JQuery, AngularJS, NodeJS, Bootstrap etc...

# 1 Animate Web Frontend

## Javascript

Anything the user sees and uses on your website is controlled by technologies incorporated in the background and seen and used in the front.

You would be able to get a modern site, that doesn't require user to wait for page reloading. We will make AJAX serve you.

# Develop

Special and interactive features

We put an emphasis on impressive and technologically advanced web development tools to give your users the very best experience. Smooth, easy, fast and clear!

Including smart machine learning algorithms and neural networks for advanced needs.

## 2

### Program Web Backend

Python Scripting Language

Django Backend

Anything the user sees and uses on your website is controlled by technologies incorporated in the background and seen and used in the front. For custom made advanced features that require programming we use Python with it's Django framework.

Python is excellent lightweight, efficient, reliable, programming language perfectly suited for most web development tasks. The Django framework will give you administrative controls to change the settings and many different options available for your website even without having programming knowledge. We will custom design that for you based on your specific operational needs.

API, Social networks, Maps, Payment processing ... and anything you can imagine.

# Develop

to connect your site with  
your user

We will run a series of test and quality controls  
to make sure there are no bugs when your  
website goes live.

We will setup everything to be fast and smooth,  
so everyone would be able to see your amazing  
new Internet presence.

# 3

**Go Live!**

At this point you need to connect everything to  
make it live. Your front-end design and special  
features together with your custom-made  
back-end control panel with all the different  
setting options. These will work together with  
any database we have created for you  
dynamically.

We will get a suitable  
domain name if you don't  
have it in advance and  
connect it with your site

# Delegate

Let us take the burdon of running the day to day operations of your website and help you maintain your success

We will ensure that the web servers, hardware and software are operating correctly. Any **technical issues** would be supported and resolved swiftly. Your servers would be regularly updated and maintained to maximum uptime!

With fast and ever-changing world of **security** threats we will ensure to secure your websites against all possible threats and to keep your information safe!

Concentrate on your business and what you do best and leave all the technical worries to us – the professionals. Even a few hours of downtime can be a huge financial loss to any business and even more so the loss of your reputation. These days businesses are expected to appear online almost 24 / 7.

## Webmaster Services

A/B testing, replying to feedback, traffic examination.

At this point your site is live and kicking but you need to help it grow faster. We will provide you with **feedback analysis**, improvement suggestions and overall help in usage

**SEO** – Search Engine Optimization to get you as close to the top of google organic search results and keep you there!

Pay Per Click **Campaign management**: You give us an advertising budget and we will use our expertise to custom design for you the perfect PPC campaign to get maximum traffic and conversions to your website