




Welcome To ZyXEL Router Customer Care Center

How to Install a ZyXEL Router

**ZyXEL Router Technical support
Toll-Free Number- 1-888-886-0477**

Remove your old modem.

Remember to uninstall any drivers associated with your old modem and reset your computer after doing so. Also, keep the cables since you might need them for your new modem.



**ZyXEL Router Technical support
Toll-Free Number- 1-888-886-0477**

Read the instructions.

While this article can give you the basic steps for setting up your modem, every modem is different. Be sure to carefully read your instructions and follow the steps exactly to reduce headaches later.



**ZyXEL Router Technical support
Toll-Free Number- 1-888-886-0477**

Set the modem up.


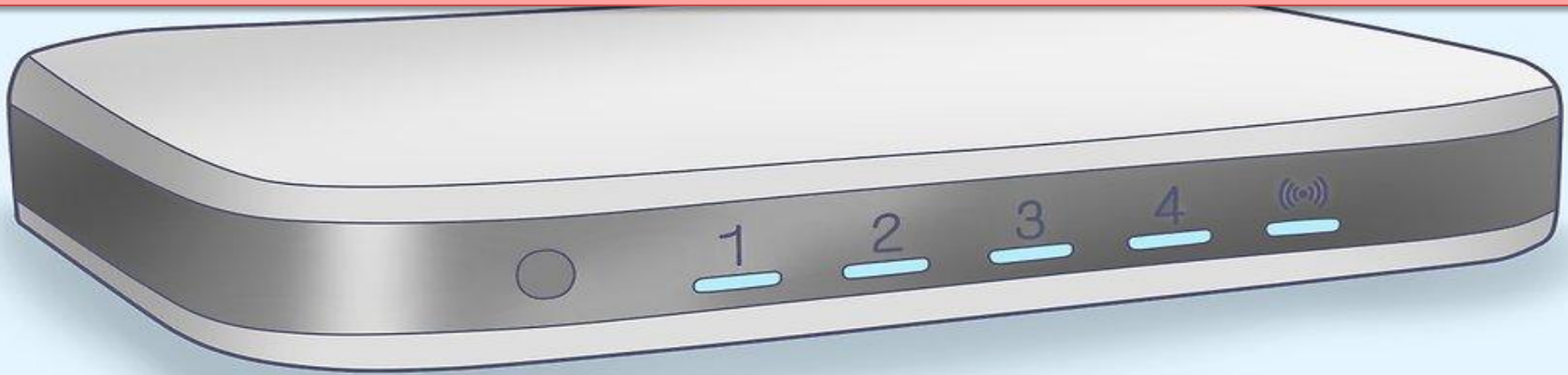
Place the modem in a location with good air circulation and away from other devices that may interfere with signals. Follow the instructions provided to connect the modem to the Cable or DSL line in your house. If you are using DSL, you will need to install filters first into a phone line.



**ZyXEL Router Technical support
Toll-Free Number- 1-888-886-0477**

Power the modem on.

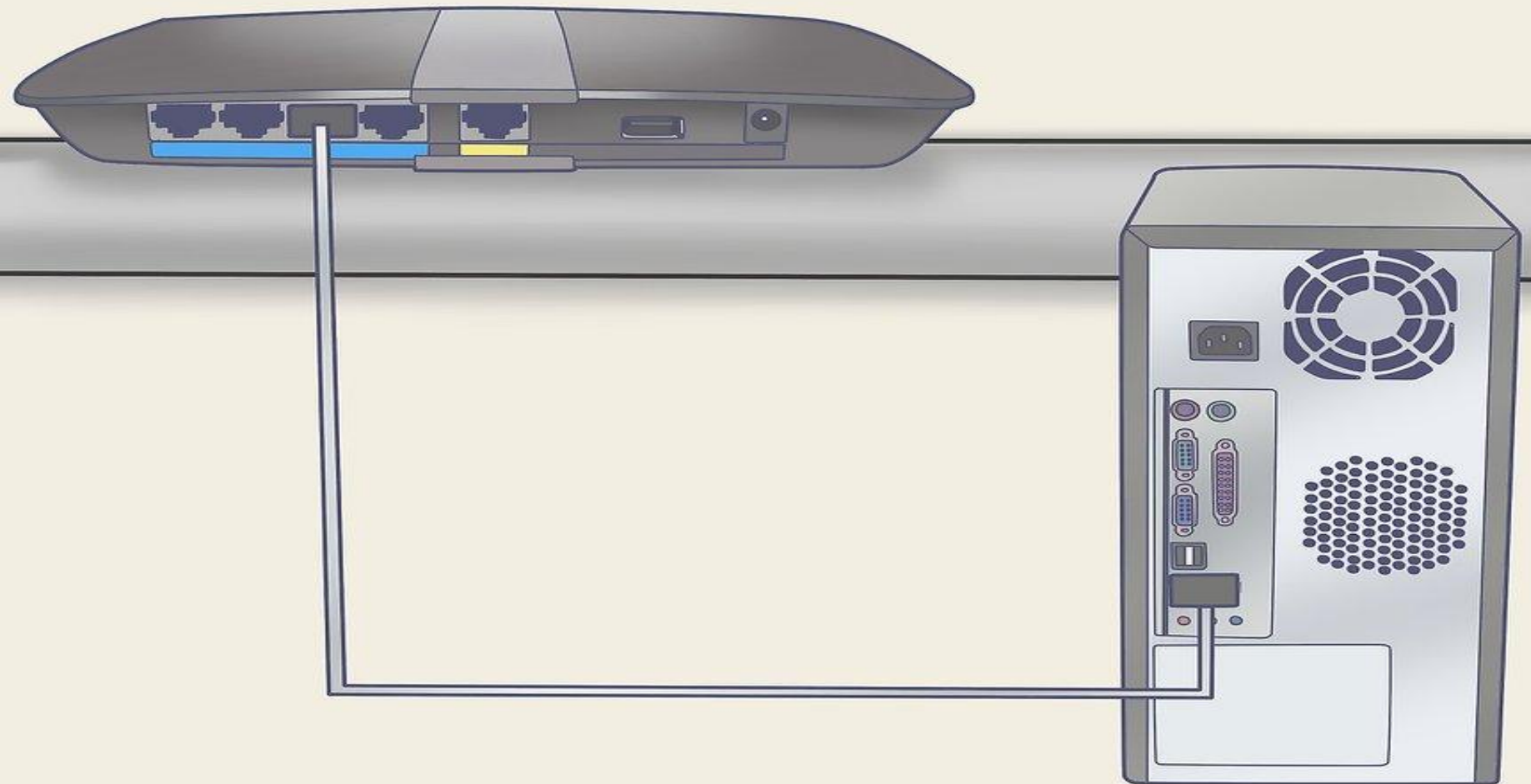
Once you've connected the modem to the service source, power it on by plugging it on and pressing the power button (if applicable). Wait a minute or two for the modem to boot up completely. The power light should be solid, while your connection light may be blinking because the modem hasn't been activated yet.



ZyXEL Router Technical support
Toll-Free Number- 1-888-886-0477

Connect your computer to the modem.

Using an Ethernet cable, connect your computer to the internet or WAN port on the back of the modem. This will connect your computer directly to the internet. You can set up your wireless network after the modem has been activated.



Start the activation process.

Depending on your modem and service provider, you may need to run a setup program before you use the modem. In other cases, you may need to open a web browser and then follow the on-screen prompts to activate your service. Refer to the directions provided by your service provider to be sure.

Some internet service providers may need you to call with the MAC address of the modem. The MAC address is found on a sticker that's either on the back or the side of the modem. It looks something like “00-00-00-00-00-00”, but with a mixture of letters and numbers

THANKS FOR WATCHING

ZYXEL ROUTER

**TOLL FREE
HELPLINE NUMBER**

1-888-886-0477