



Driver installation for SP BSP tools



MBJ_WCP2OSS5_ST

Revision

Version	Date	Content & Modification
V1.0	2012/06/11	Draft version
V1.1	2012/09/20	Use DPInst to install drivers Integrate signed and unsigned drivers into package Integrate SP_Drivers_v1.5 (Kernel drivers)

Outline


- Statement
- Driver installation/uninstall
 - USB driver
 - Installation steps
 - Uninstall steps
 - UART driver
- Appendix

Statement

- Object
 - To simplify procedure of driver installation when using SP BSP tool
- Scope of application
 - SP Flash tool
 - Maui META tool / SP META tool
- Key user
 - Internal RD & QA

Driver installation/uninstall

- USB driver
 - Installation steps
 - Unplug devices which connect with PC through USB cable
 - Uncompress package of driver auto installer
 - Run Install.bat



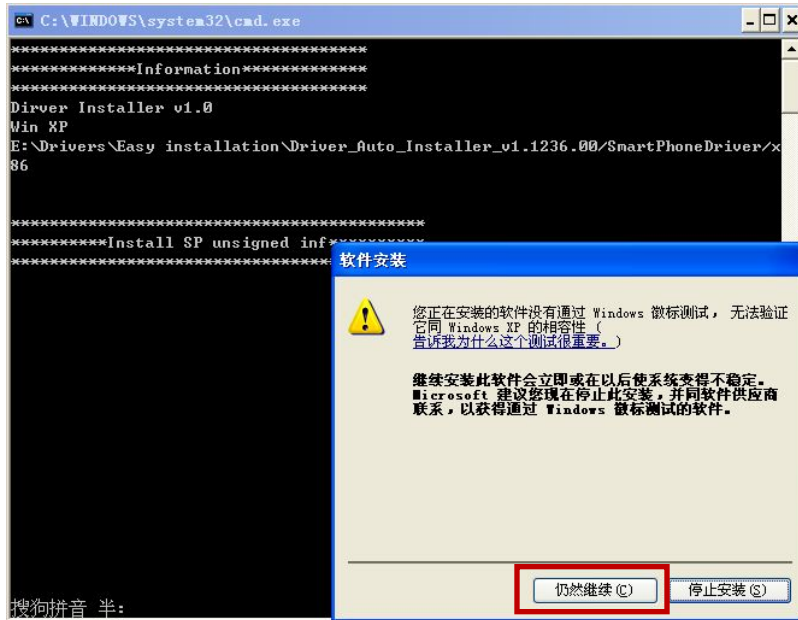
Driver installation/uninstall

- USB driver

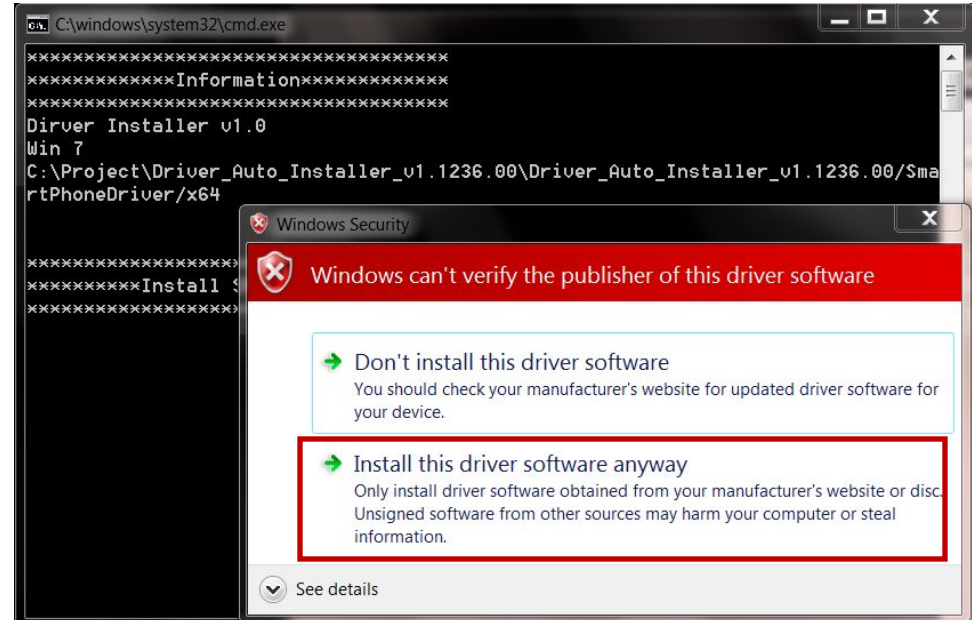
- Installation steps

- If warning prompt shown about unsigned drivers installation, please confirm it

Win XP



Win 7



Driver installation/uninstall

- USB driver
 - Installation steps
 - Wait a moment till prompt of installation completed

Win XP

```

C:\WINDOWS\system32\cmd.exe
*****Information*****
Dirver Installer v1.0
Win XP
E:\Drivers\Easy installation\Driver_Auto_Installer_v1.1236.00\SmartPhoneDriver/x
86

*****Install SP unsigned inf*****
Install complete!

*****Install SP signed inf*****
Install complete!

请按任意键继续. . .
搜狗拼音 半:

```

Win 7

```

C:\windows\system32\cmd.exe
*****Information*****
Dirver Installer v1.0
Win 7
C:\Project\Driver_Auto_Installer_v1.1236.00\Driver_Auto_Installer_v1.1236.00\Sm
rtPhoneDriver/x64

*****Install SP unsigned inf*****
Install complete!

*****Install SP signed inf*****
Install complete!

Press any key to continue . . .

```

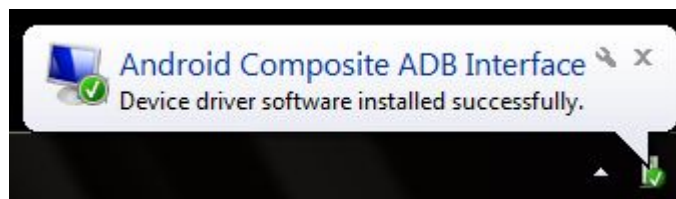
Driver installation/uninstall

- USB driver
 - Installation steps
 - Run tool and plug device into PC through USB cable
 - For signed driver (Details in appendix)
 - ONLY a small prompt may appear on system tray, OS will recognize it and make it available

Win XP



Win 7



Driver installation/uninstall

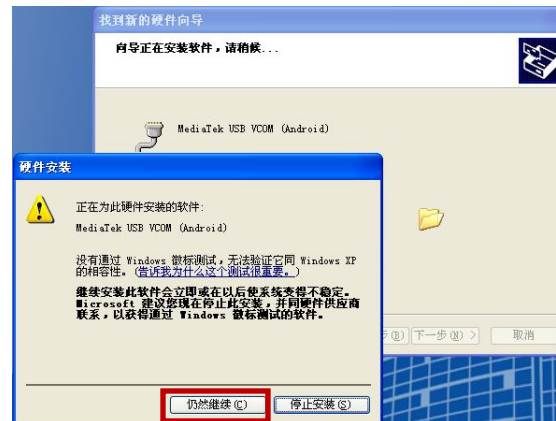
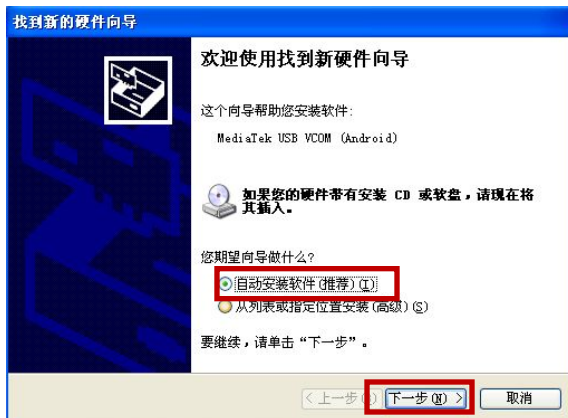
- USB driver

- Installation steps

- For unsigned driver (Details in appendix)


- A small prompt may appear on system tray, be similar to signed driver, OS will search matched driver automatically (Win 7)
 - A dialog will be pop up to driver installation, user should click auto installation, if unsigned prompt shown, please confirm it (Win XP)

Win XP



Driver installation/uninstall

- USB driver
 - Uninstall steps
 - Unplug devices which connect with PC through USB cable
 - Run Remove.bat



Driver installation/uninstall

- UART driver
 - Install driver listed below
 - FTDI driver (For 2 in 1 cable)
 - \\glbfs14\sw_releases\Wireless_Global_Tools\Tool_Release\SP_Drivers\InUse\UART\FTDI
 - Prolific driver (For 3 in 1 cable)
 - \\glbfs14\sw_releases\Wireless_Global_Tools\Tool_Release\SP_Drivers\InUse\UART\Prolific

Appendix

- Details in installation package
 - Bootloader drivers
 - BootROM USB (Signed)
 - Preloader USB (Signed)
 - DA HS USB (Signed)
 - Kernel drivers
 - ADB (Unsigned)
 - ACM (Unsigned)
 - RNDIS (Unsigned)
 - MTP (Unsigned)

MEDIATEK

www.mediatek.com

