

A wooden easel with a blackboard. The blackboard has the text "Russian State Exam" written on it in white. The easel is made of light brown wood and has a three-legged base. The background is a plain, light-colored wall.

Russian State Exam



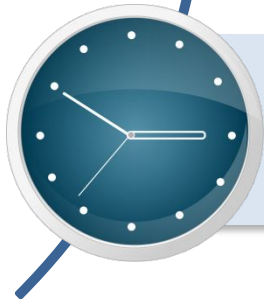
Listening paper: 3 tasks




Listening for the gist or main idea: matching (8 min)



**Listening for specific information:
3-option questions (8 min)**



**Detailed listening with full understanding: multiple
choice (14 min)**



Check your answers!

What is your score?

What helped you get the right answers?

Which difficulties did you face?

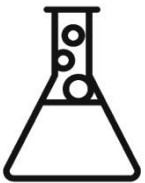




Exam strategies

**How to
listen for the gist
and main ideas?**





Formula for Success



Before

- Listen for the mood and attitude


While

- Listen for sounds that are important to the message and understand the main point

After

- Listen for the state of mind and extra information

sure you have 1



Exam strategy: Read quickly all the statements before listening

1. At home
2. At the zoo
3. In the office
4. At school
5. In the classroom
6. In the cinema
7. In a gym
8. In a hospital
9. On a picnic
10. At a party
11. On a street






Exam strategy: remember all the seven statements

- How many statements can you remember?






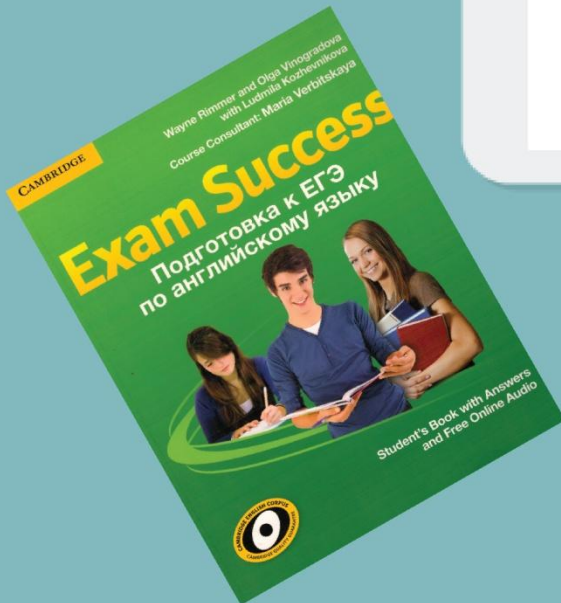
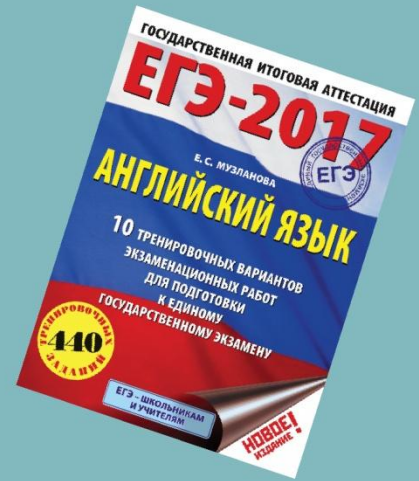
Exam strategy: identifying key language (vocabulary and grammar)

- It **is** / **isn't** necessary hear and understand every word that's spoken.
- Focus / don't focus on language that people usually use in the PLACE



Useful Links

- <http://www.fipi.ru>
- <https://ege.yandex.ru>



A wooden easel with a blackboard. The blackboard has the text "Thank you!" written on it in white. The easel is made of light brown wood and has a simple, classic design with three legs and a top bar. The background is a plain, light-colored wall.

Thank you!