



## What to prepare before the lesson!!!

1. Laminated group info+ attendance records+students' records
2. Alphabet flower game
3. House from Green room
4. Print out ht



A close-up photograph of a bouquet of flowers. The bouquet features several light pink roses with delicate petals, a large, vibrant magenta daisy-like flower with a dark center, and other soft pink blossoms. The background is a soft, out-of-focus green, suggesting foliage. The text "Have a good day" is written in a white, outlined, serif font across the upper portion of the image.

Have a good day

# Pronunciation block. Speaking

**What is your name?**

**What is your surname?**

**How are you?**

**Where do you live?**





**Aa**



**Bb**



**Cc**



**Dd**



**Ee**



**Ff**



**Gg**



**Hh**



**Ii**



**Jj**



**Kk**



**Ll**



**Mm**



**Nn**



**Oo**



**Pp**



**Qq**



**Rr**



**Ss**



**Tt**



**Uu**



**Vv**



**Ww**



**Xx**



**Yy**



**Zz**



Sing the alphabet song!



We are the Alphabet.mp4

ALPHABET

SONG

→ ABC



№	Буквы на доске	Страница из шпироносской книги	Слова для чтения и диктанта	Предложения для чтения
6	<b>p</b> <b>s</b>	<b>it</b>	pit sit	sit on a pit
7	<b>r</b> <b>z</b>	<b>ip</b>	zip rip	zip and rip
8	<b>p</b> <b>w</b> <b>f</b>	<b>in</b>	pin win fin	a pin with a fin
9	<b>b</b> <b>w</b> <b>p</b>	<b>ig</b>	big wig pig	a pig in a big wig

**pit**

**pin**

**bib**

**rip**

**hip**

**zip**

**sit**

**fin**

**big**

**kit**

**win**

**pig**

**wig**

**dip**

**kid**



# Build a house.




## Home, sweet home!

You can write your additional sample text here.





Checking up the  
home task



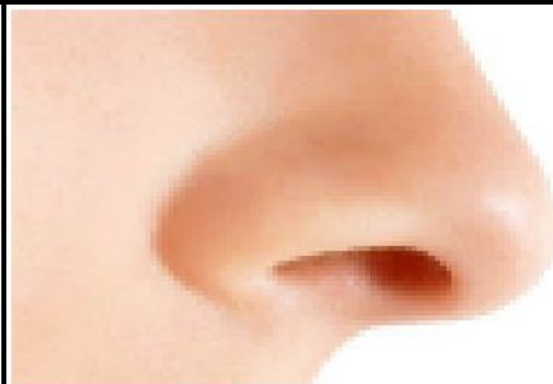
**head**



**ears**



**eyes**



**nose**



elbow



hand



leg



foot





mouth



Download from  
Dreamstime.com  
Photo: [unreadable] / Dreamstime.com

arm



# 5

## Is that you, Grandma?



1. head



2. ears



3. eyes



4. nose



5. mouth



6. arm



7. elbow



8. hand



9. leg



10. foot

1. Listen to the words.

2. Find the hidden elephant.

3. Listen to the dialog.

A: Touch your ears.

B: OK.

4. Sing the *Body Song*.










elbow




19. Äïðîæèà 19.mp3









20. Άϊδίαεεà 20.mp3




(Получают - eyes)

Draw : ears, eyes, nose, mouth, arm, elbow, hand, leg, foot.



head





# HEAD, SHOULDERS, KNEES AND TOES



11.6.2. Head Shoulders Knees and Toes New Full Song Version (1).mp4

...and EYES, and EARS, and MOUTH, and NOSE






A



# Roll and Read



a




bat rat hat sat mat



mad dad had sad bad



can fan man ran Dan



Sam ham jam Sam bam



tap nap cap map lap





bag wag nag tag rag

# Let's watch a cartoon cartoon.



Stretched\_Out\_-\_Simon\_s\_Cat\_\_\_SHORTS\_\_78.m





Homework for 12.11:

- 1) Copy (5B). Назвать части лица, дорисовать лица (семьи или друзей).



Unit 5 (Is that you, Grandma?) (Скажи и нарисуй лица)

Homework 5B (B)

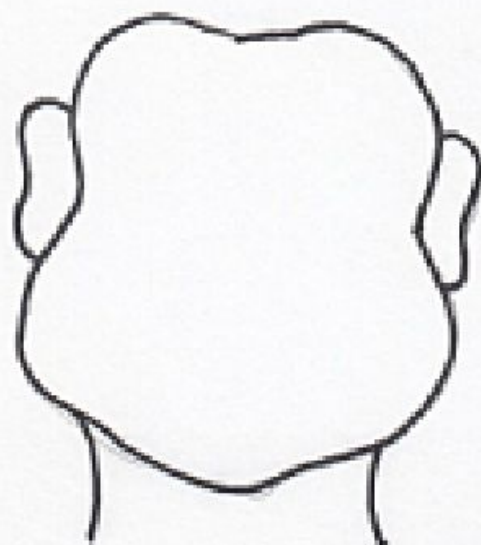


Touch the... (Коснись...)

- Touch your ears. (Коснись своих ушей.)

Open the... (Открой...)

- O.K. (Хорошо.)

Close the... (Закрой...)



Head - голова  
ears - уши  
eyes - глаза  
nose - нос  
mouth - рот