

ЛЕКЦИЯ 7

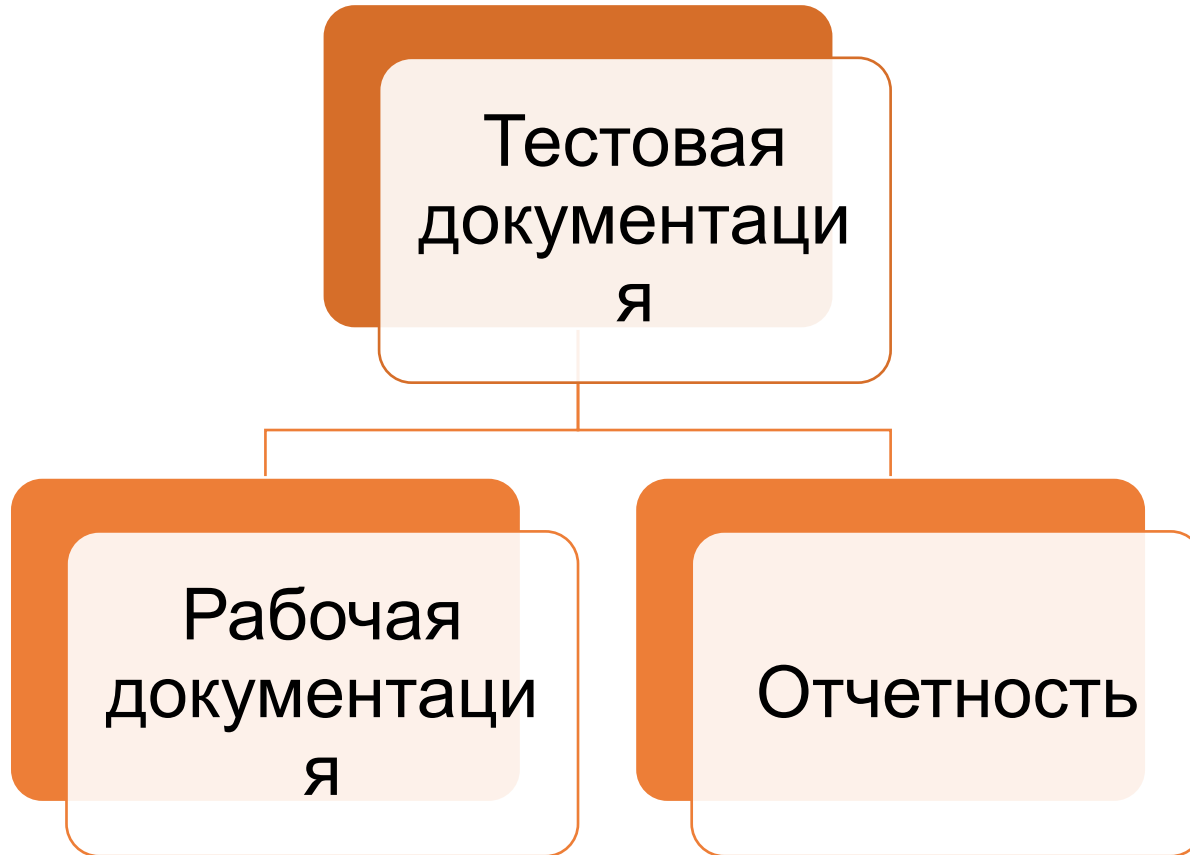
«Тестовая документация»



Содержание:

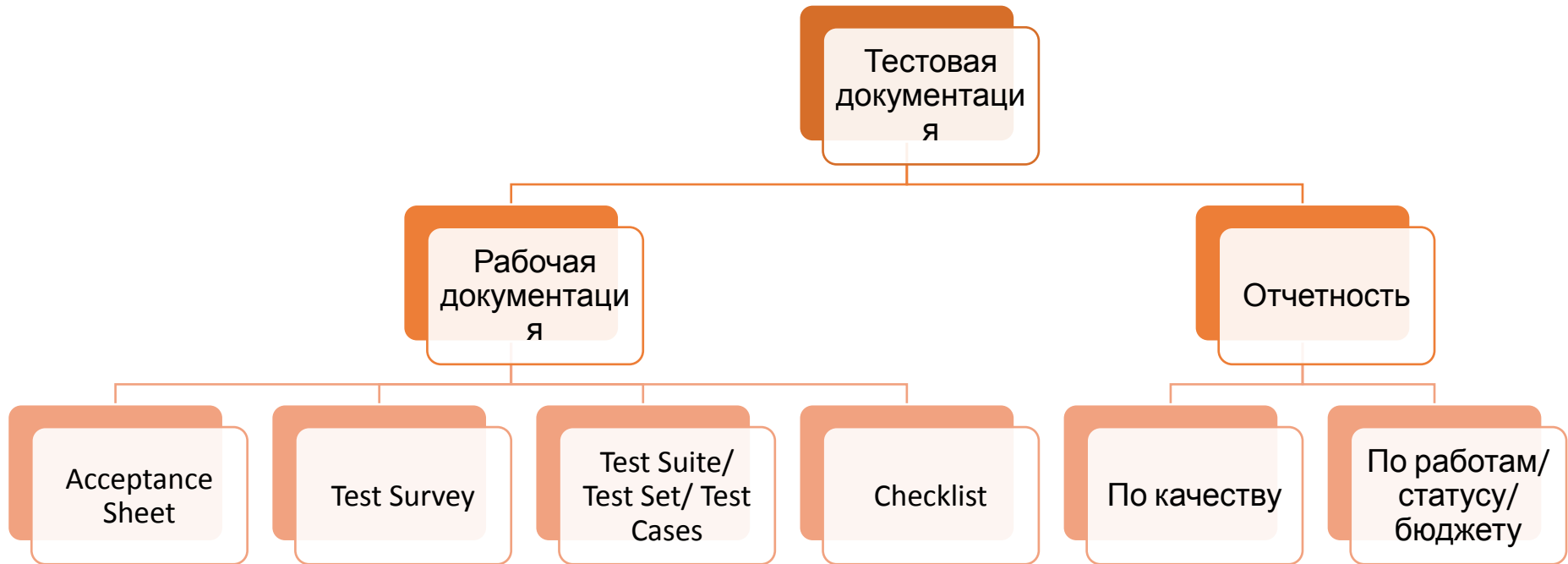
- Тестовая документация – какая она бывает?
- Test Cases: структура и детализация
- Инструменты управления тестами
- Критерии выбора тестовой документации

Виды тестовой документации





Виды тестовой документации



Рабочая документация

Тип документации	Что описываем	Когда используем	Пример
Checklist	Основные проверки	Для типовой функциональности	Протестировать форму входа в почту
Acceptance Sheet	Части функциональности, подлежащие проверке.	Небольшие, простые по бизнес-логике проекты Часто выполняемые тесты (Smoke test)	Форма входа на сайт
Test Survey	Конкретные проверки в рамках отдельных кусков функциональности. Может содержать ожидаемый результат.	Средние или большие проекты, с понятной бизнес-логикой	Форма входа на сайт: - Корректные данные - Неверное имя пользователя - Неверный пароль...
Test Cases	Пошаговое описание, инструкции по тестированию. Всегда содержит ожидаемый результат.	Большие и долгосрочные проекты, требующие глубоких знаний в предметной области	Форма входа на сайт: 1. Откройте форму входа 2. Введите имя пользователя test1 3. Введите пароль test1 4. Нажмите кнопку «Войти» Ожидаемый результат: пользователь переходит на домашнюю страницу

Acceptance Sheet

Project Information		Test Cases statistics			
Project name	Test project	Status	Quantity	Percentage (%)	
Project URL	http://project.com	OK	11	23.91%	
Database	MSSQL	Partially tested	3	6.52%	
Default browser	IE 8	Trivial	3	6.52%	
Notes:	invalid tooltips for "To:" dates calendars on Student Activity Overview and Student Date	Minor	1	2.17%	
	invalid tooltips for "To:" dates calendars on Student Activity Overview and Student Date	Major	2	4.35%	
	invalid tooltips for "To:" dates calendars on Student Activity Overview and Student Date	Critical	3	6.52%	
	invalid tooltips for "To:" dates calendars on Student Activity Overview and Student Date	Blocker	2	4.35%	
	invalid tooltips for "To:" dates calendars on Student Activity Overview and Student Date	Not available	2	4.35%	
		Not implemented	16	34.78%	
		Not tested	3	6.52%	
		Not tested	46		
Module	Test type	Function	Result	Issues	Comments
General	Smoke	Phone number and Contact Us Page update	Partially tested	TEST-11	Invalid tooltips for "To:" dates calendars on Student Activity Overview and Student Date
	MAT	Partners page	OK		
	AT	Student welcome page	Critical		
	AT		Trivial		
	MAT	My Reminders and Updates	Blocker		
	AT		Trivial		
Tables		Notifications after Create actions	Trivial		
General site upgrades	Smoke	GUI	OK		
	MAT	Columns headers & Internal scroll bar	OK		
	AT	Table: "Items per page"	Trivial		
	MAT	Fit Log History: intensity column	Minor		
	MAT	Fit Log entry form: intensity field	Not available		
	AT	Confirmations for create items	Critical		
Fit Log Calendar			Blocker		
	MAT	Planned activities displaying	Not implemented		
	MAT	Clicking the blank space of Calendar	OK		
	MAT	DPL Theme	Not tested		
	MAT	Dialog appears after clicking date	Not tested		
	AT	Plan new activity	Partially tested		
	AT		Major		
	AT	Restricting same activities	OK		
	AT	Non-repeating activity	OK		
	AT		OK		
	AT	Clicking	OK		
	AT	Editing	Critical		
	Smoke	Repeating activity	Partially tested		
	Smoke		Major		
	AT	Clicking	OK		
	AT	Editing	OK		
Fit Log Entry form		Dragging Activities	OK		
Fit Log History	Smoke	Advanced Fit Log	Not tested		
Class Reporting	Smoke	Table	Not available		
	AT	student activity overview	Not implemented		
	AT		Not implemented		
	MAT	GUI	Not tested		
	MAT	Date Range	Not implemented		
	MAT	Student Activity Grid	Not implemented		
	MAT	Activity PDF report	Not implemented		
	AT	student data tab	Not implemented		
	AT		Not implemented		
	AT	Date Range	Not implemented		
	AT	Student Activity Grid	Not implemented		
	AT	Activity PDF report	Not implemented		
	MAT	Activity Breakdown table	Not implemented		
	MAT		Not implemented		
	MAT	Personal Fitness Plan	OK		
	MAT	Date range	OK		
	MAT	GUI	Not implemented		
	Smoke	Activity Breakdown table	Not implemented		
	Smoke	Planned vs. Actual Activity	OK		
	MAT	Export Planned vs. Actual Activity	Not implemented		


Тестовая

Блок подсчета результатов проверок

Части функциональности, подлежащие проверке

Результаты проверок

Acceptance Sheet

A	B	C	D
1			Build
2			Test type
3			Test date
4			Project Environment
5			Operating System
36	Sign Up		
37	Sign Up page		
38		GUI	Average
39		Sign up using new account	OK
40	Profile page		
41		GUI	OK
42		User Nickname	OK
43		City and state	OK
44		Gender	OK
45		Marital status	OK
46		Ethnicity	OK
47		Birthday	Minor
48		Accept data	OK
49		Accept T&C	OK
50		Show T&C	OK
51		Show me some hotties! button	OK
52	Sign In		
53		GUI	Average
54		Sign in by Facebook	Major
55		Sign in by Google	Major
56		Sign in using existing account	OK
57	Sign Out		
58		GUI	OK
59		Sign Out	Major
60	Password Reset		
61		GUI	OK
62		Reset Password	OK

Test Survey

A		B		C		D		E		F		G		H	
AIOA Test survey						Build number		1.0.1							
						Test type		AT							
						Test date		15 March 2013							
						Tester		M. Matveuskaya							
						Project Environment		http://projects.iteb.com							
						Operating System		iPhone 5							
						Browser		IE 9							
Module		Description				Total Test Cases Run		38		Test Cases Statistics		100.00%			
My Account		Module description				Test Cases Passed		17				47.22%			
						Test Cases Failed		12				31.58%			
						Test Cases Not available		7							
						Test Cases Not implemented		17							
						Test Cases Not tested		44							
						Total Time Spent, h		1.83							
Test Type	Functionality	Actions	Expected Result	Result	Comment	Tester	Time Spent, min								
Smoke	General	Perform check that My Account page is opened	Page is loaded correctly	Passed	Link to the Bug Tracking	A. Bursev	15								
MAT		Perform check that tab is available for users who passed simple registration		Failed	Link to the Bug Tracking	A. Bursev	25								
AT		Perform check of submitting form with empty fields	Validation messages are displayed	Not tested	Link to the Bug Tracking	A. Bursev	10								
AT		Perform check for max character length of every field		passed	Link to the Bug Tracking	A. Bursev	60								
AT		Perform check of e-mail, phone validation		Not tested											
AT		Perform check of spaces at the beginning, in the middle and at the end of each field		Failed											
AT		Perform check of tags, scripts, special symbols in each field		Not tested											
MAT	User information	Perform check of unique email and username		Passed											
MAT		Perform check of "Change picture" link		Not implemented											
AT		Perform check of "Cancel" button		Failed											
AT		Perform check of not uploading picture		Not implemented											
AT		Perform check of uploading pictures of different format		Not implemented											
AT		Perform check of uploading executable files, big size files and high resolution pictures		Passed											
AT		Perform check of uploading zero size file		Not available											
MAT		Perform check of "Save picture" button		Not available											
MAT		Perform check of deleting picture		Not implemented											
AT		Perform check of uploading new picture		Not available											
Smoke		Enter all valid new data		Not available											
Smoke		Perform check of "Save changes" button		Not available											
Smoke		Perform check that all data was successfully changed		Not available											
AT		Perform check of submitting form with empty fields		Not tested											
AT		Perform check of min and max password length		Not tested											
AT		Perform check of uppercase letters in password		Not tested											
AT		Perform check of difference between old and new password		Not tested											
AT	Password	Perform check of new password confirmation		Failed											
AT		Perform check of tags, scripts, special symbols in each field		Not tested											
Smoke		Enter valid old, new and confirmation password		Not tested											
Smoke		Perform check of "Save changes" button		Passed											
Smoke		Perform check of logging in with new password		Passed											
Smoke	Membership plan	Perform check that "Membership plan" page is opened		Passed											
MAT		Perform check that only users who passed Full Registration have access to this page		Passed											
Smoke		Perform check that membership type is selected the same as was selected in registration		Not tested											
AT		Perform check of selecting each of pre-paid type		Passed											
AT		Perform check that correct information is shown in Info section		Passed											
MAT	Common	Perform check of selecting PAYG type from any pre-paid type		Passed											
AT		Perform check that correct membership period is displayed		Failed	Link to the Bug Tracking										
Smoke		Perform check of "Change membership type" button		Not implemented											
Smoke		Perform check of payment entering for new pre-paid type		Not implemented											
MAT		Perform check of changing more expensive pre-paid type to less expensive type		Not implemented											
Smoke		Perform check of refund		Not implemented											
Smoke	Readiness Assessment	Perform check that Readiness Assessment page is opened		Failed	Link to the Bug Tracking										
MAT		Perform check that only users who passed Full Registration have access to that page		Passed											
Smoke		Perform check that membership type is selected the same as was selected in registration		Not tested											
AT		Perform check of seller readiness assessment table		Not tested											
Smoke		Perform check that table shows the same values as initial readiness assessment table		Failed	SABIDQ38										
MAT		Try to switch between "Seller" and "Buyer" radio buttons		Not implemented											
MAT		Perform check of last readiness assessment date		Not implemented											
MAT		Perform check of "Valid through" date		Not implemented											
Smoke		Perform check of "Re-take readiness assessment" button		Not implemented											
MAT		Perform check of getting green score readiness assessment		Failed	SABIDQ38										
MAT		Perform check of correctly displayed last assessment date and "Valid through" date		Not tested											
Smoke		Perform check of enabled "Re-take Readiness Assessment" button		Not implemented											

Тестовая среда

Ожидаемый результат

Конкретные проверки в рамках отдельных кусков функциональности

Тестовое покрытие

Test Survey

A		B	C	D	E	F	G	H	I	J	K
1				Date				September 16, 2014			October 15, 2014
2				Build				3.1.8.0			3.1.11.0
3				Environment				iPad 3, iOS 7.1.2			iPad 2 mini, iOS 8.0
4				Test type				Smoke			MAT
5				Passed, %				8%			62%
6				Failed, %				1%			3%
7				Blocked, %				0%			0%
8				Not run, %				92%			35%
9				Total				119			119
10	Test Type	Requirements	Module	Functionality				Test Results		Test Results	
11								Result	Comment	Result	Comment
12											
13	- Mark by touch/by button -										
14	MAT	ILEF-202	Mark by touch	Touching and holding on the drawing brings up a dialog containing a box for entering the Mark Name and an icon/command for selecting Standards				Not run		Passed	
15	MAT	ILEF-202		See the menu in the landscape mode				Not run		Passed	
16	MAT	ILEF-202		If the standard command is not given, the user can touch the Mark name entry box and type in the Mark name				Not run		Passed	
17	Smoke	ILEF-202		Enter any name, tap the Done keyboard button, see the mark is created and saved				Passed		Passed	
18	Smoke	ILEF-202		Enter any name, tap the area out of the mark menu, see the mark is created and saved				Passed		Passed	
19	MAT	ILEF-202		Do not enter name and tap out of the field - no mark is created				Not run		Passed	
20	AT	ILEF-202	Data Validation	If the Mark Name is blank, the mark is not created				Not run		Not run	
21	AT	ILEF-202		If the Mark Name consists of spaces only, the mark is not created				Not run		Not run	
22	AT	ILEF-202		See the mark name with java script encoding - it is not applied				Not run		Not run	
23	AT	ILEF-202		See the mark name with HTML tags - they are not applied				Not run		Not run	
24	AT	ILEF-202		See the mark name with multi-byte characters - they are correctly applied				Not run		Not run	
25	AT	ILEF-202		See the mark name with special characters - they are correctly applied				Not run		Not run	
26	AT	ILEF-202		See the mark name with character codes - they are not applied				Not run		Not run	
27	AT	ILEF-202		See the mark name with maximal (100) long text - it is correctly applied				Not run		Not run	
28	AT	ILEF-202		See the mark name with more than maximal (101) long text - more characters are not allowed				Not run		Not run	

Test Cases

						GE	GQ	GR	GS	GT	GU	GV	GW	GX	GY	GZ
						Total cases	Total cases	Cases Run	Cases Passed	Cases Failed	Cases Blocked	Cases Not run				
						58	58	57	57	0	0	1				
						% Run	% Passed	% Failed	% Blocked	% Not run						
						98%	98%	0%	0%	2%						
Preconditions:						Build № (environment)	Build № (environment)	QA Environment:	QA engineers:	Test performed:	Date:					
						2.0.1.3916	2.0.1.3948	https://pre1.equilibriu.m.net/ESMweb/com.e	Vladimir U	Smoke	28.01.2010					
Test ID	Scope	Testing	Method	Expected Results	Result	Result	Defect	Comments								
1.00 Smoke test																
1.01	Smoke	Login	1. Click on a link to the application	Un-Authenticated page with Login is opened	P	P		Тестовое окружение	Сводная информация о результатах прохождения тест-кейсов	Пошаговое описание, подробная инструкция по тестированию	Ожидаемый результат	Результаты прохождения тест-кейса				
1.02	Smoke		Login button is presented and disabled	P	P											
1.03	Smoke		Email Address' and 'Password' fields are clear by default	P	P											
1.04	Smoke		Login page is closed	P	P											
1.05	Smoke		Authenticated page is opened configured for user	P	P											
1.06	Smoke	Logout	1. Click Start -> Logout	Un-Authenticated page with Login is opened	P	P										
1.07	Smoke		2. Log in as another user	Authenticated page is opened configured for user	P	P										
1.08	Smoke		3. Click Start -> Administration link	Administration -> Data Import page is opened	P	P										
1.09	Smoke		4. Click Start -> ECM Workbench link	ECM Workbench window -> My CarbonTrak tab is opened	P	P										
1.11	Smoke	Edit user profile	1. Login and go to Edit profile	The User Name field is disabled	P	P										
1.12	Smoke		Name field is enabled	P	P											
1.13	Smoke		Title field is enabled	P	P											
1.14	Smoke		Save succeed.	P	P											
1.15	Smoke		Save succeed.	P	P											
1.16	Smoke	4. Open the change profile dialog again	The name and title contain new values	P	P											
1.17	Smoke	5. Re-login and then open the Start menu.	The new name is displayed in Start menu after re-login	P	P											
1.18	Smoke	Change password	1. Login and go to Edit profile - Change password	All fields are blank	P	P										
1.19	Smoke		The Submit button should be disabled	P	P											
1.20	Smoke		Password has been changed	P	P											
1.21	Smoke		Window with reset password form is closed	P	P											
1.22	Smoke		Login succeed w/ new password and denied w/ old one	P	P											
1.23	Smoke	Reset password	1. Login and go to Administration -> Reset Password	All fields are blank	P	P										
1.24	Smoke		The button 'Reset Password' should be disabled	P	P											
1.25	Smoke		Password has been changed	P	P											
1.26	Smoke, AT	3. Try to login w/ new credentials	Login succeed w/ new password and denied w/ old one	P	P											
1.27	Smoke	Import Structure	1. Login into the application and import valid file with: Corporate -> Segment -> Business Unit -> Division -> Sub Division -> Location structure	Structure elements are imported.	P	P										
1.28	Smoke		2. Import each kind of emission sources into the system with parent - Location	Elements are imported. Structure is shown in the UI properly	P	P										
1.29	AT		3. Import Mobile emitter and Travel element with parent - Sub Division	Elements are imported. Structure is shown in the UI properly	P	P										
1.30	Smoke	Import Users	1. Import new user into the system and try to login as new user	User is imported successfully. User sees clear desktop on login	P	P										
1.31	Smoke		2. Import new role into the system - the role with only access to the Data Collection module	Role is imported successfully.	P	P										
1.32	Smoke		3. Import new access to the user from step 1. and with the role from step 2. Use corporate ID as resource ID in import file. Try to login as new user after importing	Access is imported successfully. User sees ECM Workbench shortcut only on desktop. User sees only Data Collection tab after clicking on ECM Workbench	P	P										

Test Case



KandaSoft / KS-4999

Sellers Users Verify that seller admin can be created



Edit



Comment

Clone

More Actions ▾

Execute

Description

Click to add description

Test Details

Test Step	Test Data	Expected Result
1 Preconditions: there should be a seller company		
2 Log in as Nexage admin. Go to Sellers. Open the company from preconditions. Click Users button.		Users grid is opened.
3 Click the New User button		Form for the user creation is opened. The Save button is disabled.
4 Fill in all the required fields. Click the Save button.	Status = Enabled Role = Admin Username = any valid Password = any valid Email = any valid Phone = 12345 Full Name = John Smith Title = QA Engineer Primary Contact = Yes	The user is created. User appears in the table. All the data in the User Info section gets updated.
5 Log in as created seller admin		Change Password pop-up appears
6 Fill in the Current Password (step 4). Fill in new valid password and confirm it. Click Save.		Dashboard page appears.

Add

Примеры тест-трекинг-систем:

- TestRail;
- TestLink;
- Jira+Zephyr;
- Microsoft Test Manager (MTM);
- Excel

TestRail



Используется для управления, отслеживания и для организации управления тестированием. TestRail позволяет организовать тестовые наборы, выполнять тестовые прогоны и отслеживать свои результаты

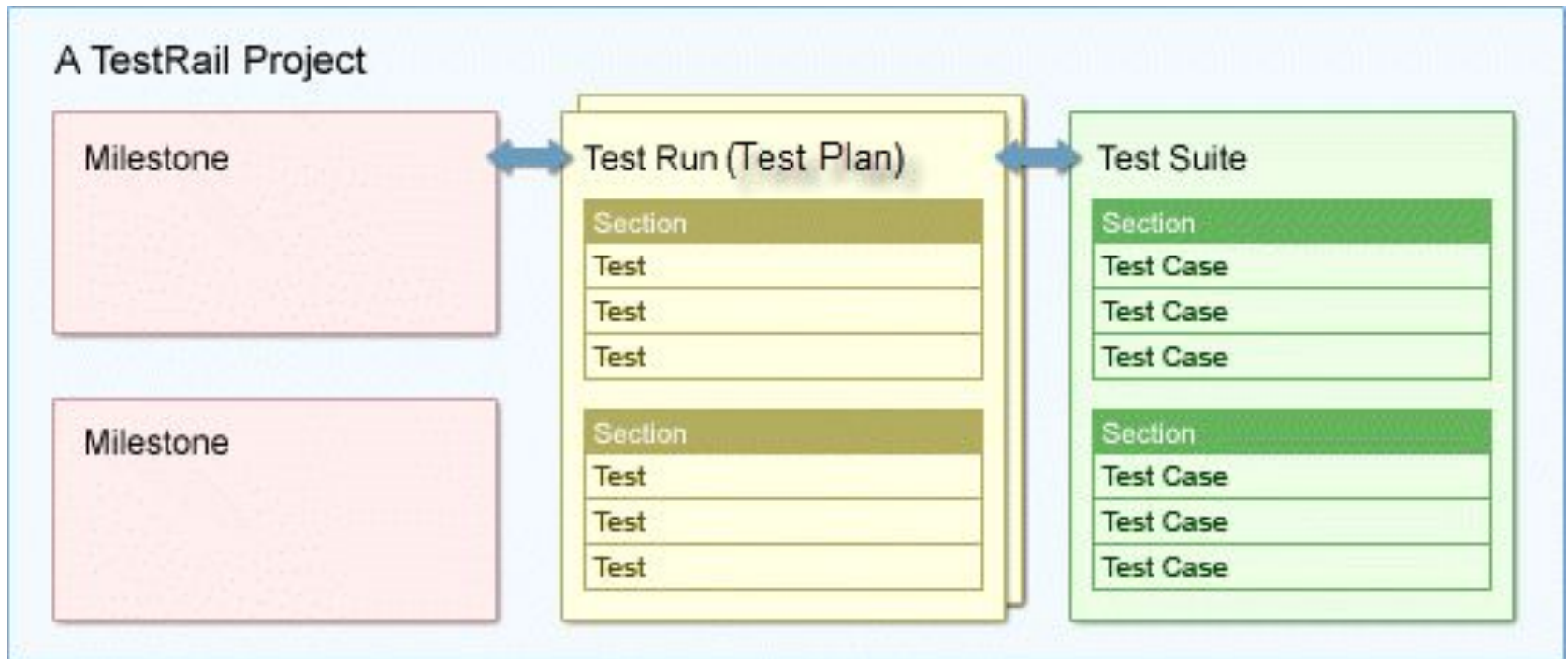
Test Case – сама проверка.

Test Suite – набор структурированных проверок по определённой тематике.

Test Run – набор запущенных проверок, готовых для выполнения.

Test Plan – набор запущенных проверок (test suite), готовых для выполнения и объединённых определённой тематикой Milestone – в управлении проектами контрольная точка, значимый, ключевой момент (например, переход на новую стадию, новый этап в ходе выполнения проекта).

Projects – основная организационная единица в TestRail.



Критерии выбора тестовой документации

- Стабильность функциональност
- Сложность бизнес логики
- Размер проекта
- Стабильность команды
- Бюджет
- Время разработки проекта
- Желание заказчика



Спасибо за
внимание! Жду
Ваших вопросов

