A mural depicting Joseph Stalin and Mao Zedong standing side-by-side, with flags of the USSR and PRC in the background. Stalin is on the left, wearing a white military uniform with epaulettes and a star on his chest. Mao is on the right, wearing a grey Mao suit. The background shows a red flag with a hammer and sickle and a red flag with a yellow star. In the foreground, there are figures of people, including a woman in a green dress holding a bouquet of flowers.

# **Сравнительная характеристика тоталитарных режимов СССР и Китая**

Работу выполнила:

Фёдорова Мария

5 группа, МПИ



# Тоталитаризм как исторический и политический феномен

- Термин **«тоталитаризм»**, впервые появившийся в работах философа Джованни Джентиле в 1926 г., был популяризован итальянскими фашистами во главе с **Б. Муссолини**, которые в одной из своих первых программ в 1919 г. определили в качестве цели партии построение «тоталитарного государства».



# Признаки тоталитарного режима:



- 1) Официальная идеология
- 2) Монополия на власть одной политической партии
- 3) Система террористического полицейского контроля, который осуществляется не только за «врагами народа», но и **за всем обществом.**
- 4) Партийный контроль за СМИ
- 5) Всеобъемлющий контроль над вооруженными силами
- 6) Централизованный контроль экономики



# СОВЕТСКО-КИТАЙСКИЙ РАСКОЛ

-Конфликт сопровождался **расколом международного коммунистического движения.**

-Критика Сталина в докладе Хрущева в конце XX съезда КПСС, новый советский курс на экономическое развитие при политике «мирного сосуществования» с капиталистическими странами вызвали недовольство Мао Цзэдуна как противоречащие идее «ленинского меча» и всей коммунистической идеологии.



# «Правый» и «Левый» тоталитаризм



- ✘ «Левый» тоталитаризм возник в коммунистических странах – в Советском Союзе, на Кубе, в странах Восточной Европы, Азии (Китай, КНДР, Северный Вьетнам).  
«Левый» тоталитаризм основывался на:
  - идеологии марксизма–ленинизма, утверждающей возможность построения коммунистического общества, в котором будут полностью удовлетворяться потребности всех граждан;
  - необходимость отмены частной собственности и создания плановой, регулируемой экономики;
  
- ✘ Правый» тоталитаризм утвердился в фашистской Италии и нацистской Германии.
- ✘ «Правый» тоталитаризм представлен фашизмом и национал–социализмом. Национал–социализм в отличие от марксизма–ленинизма отстаивал идею классового мира. Место класса здесь занимает нация.
- ✘ Главные положения национал–социалистической идеологии сводились к воссозданию германского рейха: борьбе за чистоту немецкой расы; истреблению всех инородных



HELLO!  

---

**I am Jayden Smith**

I am here because I love to give presentations.

You can find me at @username



# TRANSITION HEADLINE

Let's start with the first set of slides



Quotations are commonly printed as a means of inspiration and to invoke philosophical thoughts from the reader.





## THIS IS A SLIDE TITLE

- ✘ Here you have a list of items
- ✘ And some text
- ✘ But remember not to overload your slides with content

You audience will listen to you or read the content, but won't do both.



Bring the attention of your audience over a key concept using icons or illustrations



## YOU CAN ALSO SPLIT YOUR CONTENT

### **White**

Is the color of milk and fresh snow, the color produced by the combination of all the colors of the visible spectrum.

### **Black**

Is the color of coal, ebony, and of outer space. It is the darkest color, the result of the absence of or complete absorption of light.



## IN TWO OR THREE COLUMNS

### **Yellow**

Is the color of gold, butter and ripe lemons. In the spectrum of visible light, yellow is found between green and orange.

### **Blue**

Is the colour of the clear sky and the deep sea. It is located between violet and green on the optical spectrum.

### **Red**

Is the color of blood, and because of this it has historically been associated with sacrifice, danger and courage.



## A PICTURE IS WORTH A THOUSAND WORDS



A complex idea can be conveyed with just a single still image, namely making it possible to absorb large amounts of data quickly.

A vibrant field of red poppies in full bloom, with green stems and leaves visible. The flowers are densely packed and stretch towards the horizon. In the center, a white, hand-drawn rectangular box contains the text.

WANT BIG  
IMPACT?  
USE BIG  
IMAGE.



# USE CHARTS TO EXPLAIN YOUR IDEAS





## AND TABLES TO COMPARE DATA

|        | A  | B  | C  |
|--------|----|----|----|
| Yellow | 10 | 20 | 7  |
| Blue   | 30 | 15 | 10 |
| Orange | 5  | 24 | 16 |





# MAPS





89,526,124

Whoa! That's a big number, aren't you proud?

89,526,124\$

That's a lot of money

185,244 USERS


And a lot of users

100%

Total success!



# OUR PROCESS IS EASY





## LET'S REVIEW SOME CONCEPTS

### **Yellow**

Is the color of gold, butter and ripe lemons. In the spectrum of visible light, yellow is found between green and orange.

### **Blue**

Is the colour of the clear sky and the deep sea. It is located between violet and green on the optical spectrum.

### **Red**

Is the color of blood, and because of this it has historically been associated with sacrifice, danger and courage.

### **Yellow**

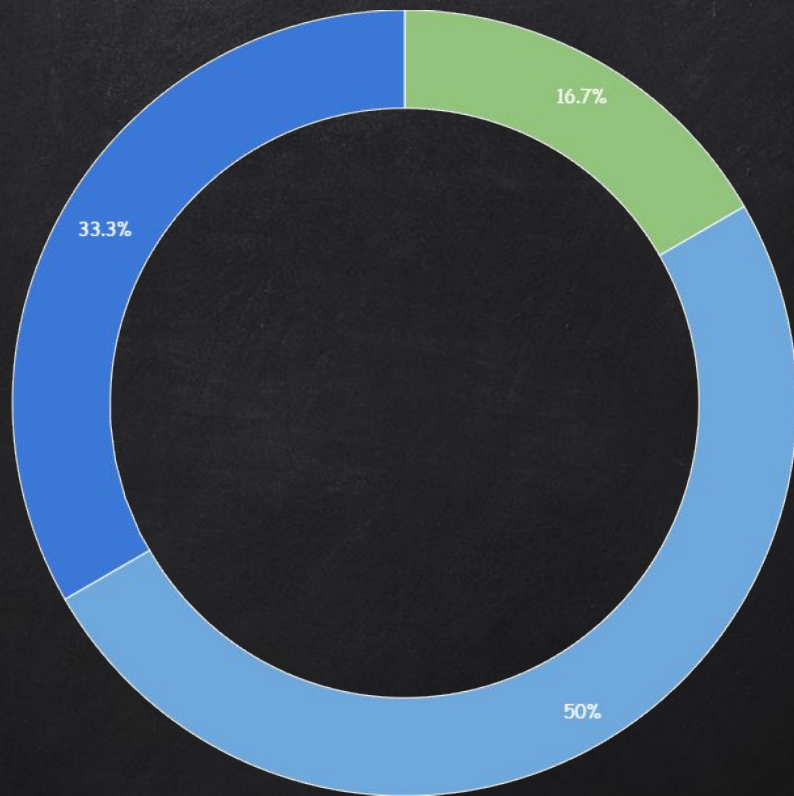
Is the color of gold, butter and ripe lemons. In the spectrum of visible light, yellow is found between green and orange.

### **Blue**

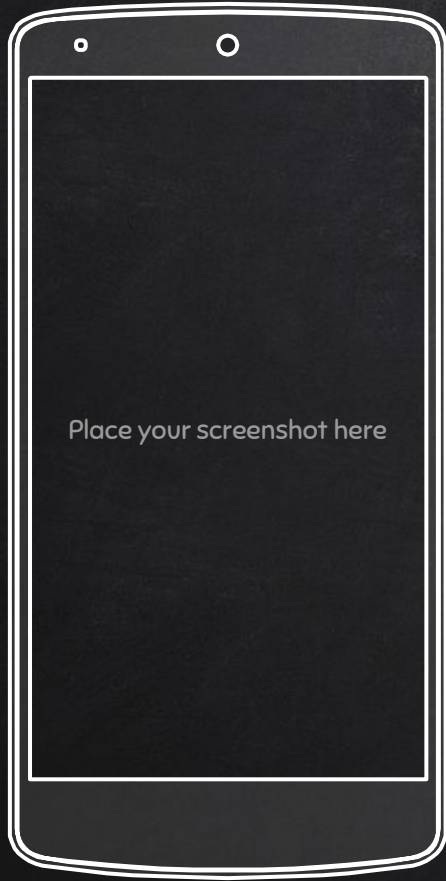
Is the colour of the clear sky and the deep sea. It is located between violet and green on the optical spectrum.

### **Red**

Is the color of blood, and because of this it has historically been associated with sacrifice, danger and courage.

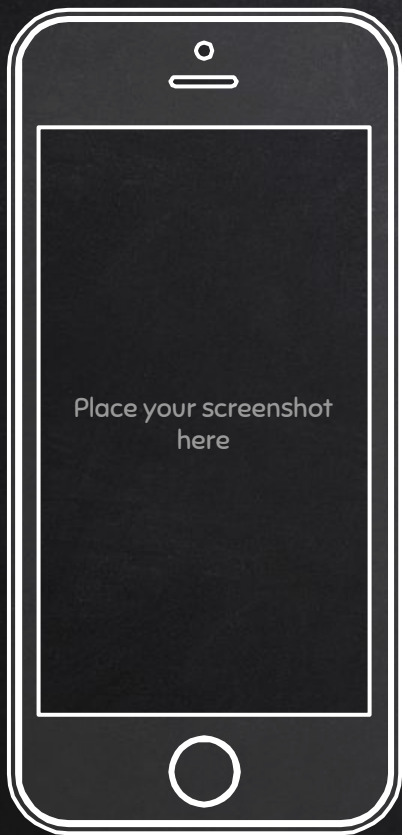


You can copy&paste graphs from [Google Sheets](#)



## ANDROID PROJECT

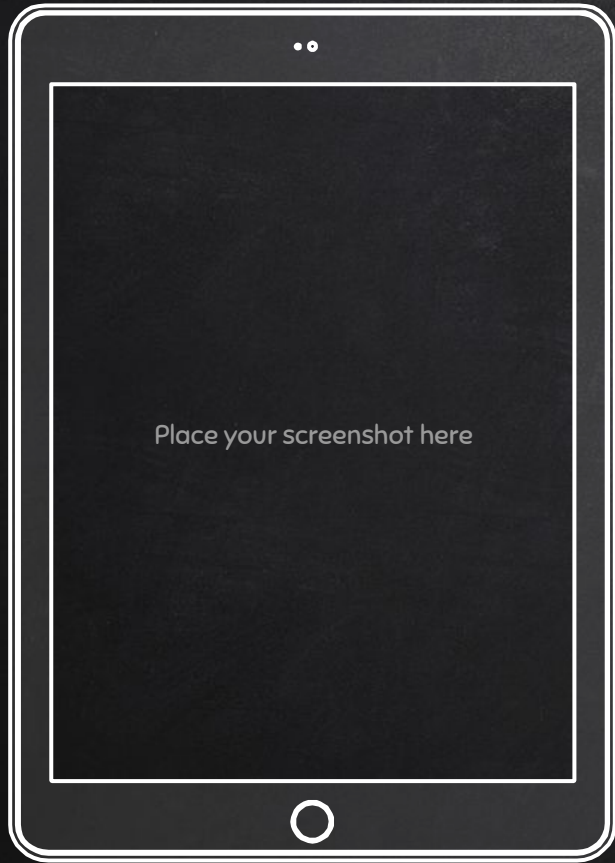
Show and explain your web, app or software projects using these gadget templates.



## IPHONE PROJECT

Show and explain your web, app or software projects using these gadget templates.





TABLET PROJECT  
Show and explain your web, app  
or software projects using these  
gadget templates.



DESKTOP PROJECT  
Show and explain your  
web, app or software  
projects using these  
gadget templates.



**THANKS!**

---

**Any questions?**

You can find me at  
@username  
user@mailme

## CREDITS

Special thanks to all the people who made and released these awesome resources for free:

- ✘ Presentation template by [SlidesCarnival](#)
- ✘ Photographs by [Unsplash](#)

# PRESENTATION DESIGN

This presentation uses the following typographies and colors:

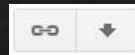
- ✘ Titles: Walter Turncoat
- ✘ Body copy: Sniglet

You can download the fonts on this page:


<https://www.google.com/fonts#UsePlace:use/Collection:Sniglet:400|Walter+Turncoat>

Click on the “arrow button” that appears on the top right

- ✘ White #FFFFFF



You don't need to keep this slide in your presentation. It's only here to serve you as a design guide if you need to create new slides or download the fonts to edit the presentation in PowerPoint®




SlidesCarnival icons are editable shapes.

This means that you can:

- Resize them without losing quality.
- Change fill color and opacity.

Isn't that nice? :)

Examples:



# EXTRA GRAPHICS

