




Выполнила учитель английского языка
МОУ «Яснополянская школа»
Гафурова Эльвина Элимдаровна



Paper



What are people in the pictures A-C in the text holding? What are these objects made off? Where do we get the paper from?



Ex.2, p 135

Look at the title and headings in the text above.


What the text is about?

Listen, read and check.



Ex.3a, p.135

. Read the text. Ask and answer comprehension questions. Then explain the words in bold.



Plan:

1. How paper is made
2. Recycled paper
3. How to save paper



ОБЪЯСНЕНИЯ СЛОВ:

illustrate: make clear by providing examples, usually pictures or photographs (сделать что-то понятным, приводя примеры, обычно картинки и фотографии)

glossy: having a smooth, gleaming surface (имеющий гладкую и блестящую поверхность)

matt: a surface with little or no shine (поверхность с небольшим блеском или без него)

thick: to have a large distance between the two opposite sides (большое расстояние между двумя противоположными сторонами)

harvested: the process of gathering crops (процесс сбора урожая)

chopped: cut into pieces (порезанный на кусочки)

paperboard: a cardboard suitable for making posters (картон, предназначенный для изготовления плакатов)

eventually: finally, after a long period of time (в конце, после долгого периода времени) **blank:** having nothing on it (не имея ничего в нем)

scribble: write down quickly without much attention to detail (записать быстро, без особого внимания к деталям)

tearout: remove using force (убрать через силу)

line: put a layer of paper inside (положить слой бумаги внутрь)

shoecabinet: a piece of furniture used to store shoes (часть мебели, используемая для хранения обуви)

confetti: small pieces of coloured paper thrown at weddings, parties, etc (небольшие кусочки цветной бумаги, брошенные на свадьбе, вечеринке и т.д).

holepunch: a tool for making holes in paper (инструмент, чтобы делать отверстия на бумаге)

wrap: to fold paper or cloth around an object tightly, covering it completely (тесно сложить бумагу или ткань вокруг объекта, охватывая его полностью)

conserves: saves, uses carefully to make something last longer (сохранять, использовать тщательно, чтобы что-то служило дольше).



Paper is all around us. It helps us communicate, create and illustrate. Our books, newspapers, magazines and posters are made from it.



.com 36882443

communicate

We use paper to



illustrate



И, не заметив
в чаще льва,
попала в его когти.

132

create




HOW PAPER IS MADE

<https://www.youtube.com/watch?v=7IP0Ch1Va44>



After the trees have been harvested, they are taken to a paper factory. The bark and the roots are burned and used to produce energy. The rest of the tree is washed and then chopped into small chips for pulping. Pulping is the chemical process that separates the wood fibres from lignin and other wood parts.



How paper is made



Wood is debarked.



Then it is cut and pulped.



Water is then added to the pulp.



Wood pulp.



Chemicals are added to the pulp and it is filtered.



The paper is then put on rolls.

Recycled paper



Dear ...



Recycled paper is made from waste paper mixed with fresh wood pulp. Old newspaper are usually made into new newsprint or paperboard. Paper cannot be recycled over and over again, as the fibres eventually become too weak and short to be used again.



<https://www.youtube.com/watch?v=jODI07akVHM>



How to save paper



Dear ...

**Don't throw
away
magazines or
newspapers.
Use them to
clean the
windows.**



**Keep paper that is printed on one side only.
The blank side can be used to scribble
messages, shopping lists, etc.**



**Share magazines and newspapers
with friends or borrow them from the
library.**



Dear ...

Tear out pages from old magazines to line the shelves of a shoe cabinet, for example.



Dear ...

Use old magazines to make confetti with a hole punch.



Use paper from magazines to wrap things.




Take any unwanted magazines to the nearest recycling centre, 1000 kg of paper made from recycled fibres conserves about 27000 litres of water, 18-34 trees, over 4000 kw of electricity and 27 kg of air pollutants.



**Use
sides of
every piece
of paper**

both



<https://www.youtube.com/watch?v=cZVnMgJLxCc>




SAVE
paper
SAVE
trees
SAVE
EARTH


Take any unwanted magazines to the nearest recycling center.

WHAT TO RECYCLE:

newspapers,
magazines
& catalogs



shredded
paper



phone books &
paperbacks
(no spiral binding)



loose paper &
envelopes



paper
bags



clean
pizza boxes



cardboard
egg cartons



cardboard
boxes



smooth
cardboard, pads
& file folders




flattened
corrugated
cardboard



HOMework

Prepare a report about
how paper is made and
suggest ways to save



Save paper, please

!

