

# **THE BEST AGE FOR KIDS TO LEARN A SECOND LANGUAGE**

**Prepared by Zhumabek Akbope**

**212 group**



**Since we are constricted to a world of linear orthography, learning a foreign language is the key to explore different vistas of communication. Language has played the most primeval role in evolution and has been the primary ingredient of every discussion and miscommunication.**

**As the old dictum goes, children are indeed fast learners! A study called the ‘critical period hypothesis’ (CPH) enunciates that the first few years of a child constitute the language development phase which starts from the age of 5 and goes on till puberty, after which language acquisition becomes less successful.**





**Learning of language is a steady process before cerebral lateralization completes at the age of puberty. The hypothesis also states that the learning of the second language is relatively faster and successful than the first language when mastered before puberty.**

**When a child attains the age of 2 or 3 years old, he is not only increasing his vocabulary but his starting to recognize speech patterns.**


**A 2 or 3 years old child is a good mimicker, and through imitation, he starts to catch up with new languages. The easiest hack is to introduce your child to a bilingual basic, where you can point out to your child a particular thing in two different languages. It increases the ability to distinguish and separates sounds.**



# How to help your kid learn a new language easily?

**Learning a new language is often fun but challenging too. The challenge comes when we have passed certain age criteria. And it's fun for a child because he learns through mimicking. The judicious choice on the parents' part is to engage their child in fun-filled interactive sessions! Children are always imaginative, and you are to use this power of imagination to make a child learn a**





**SOME EASY  
TECHNIQUES TO GET  
YOUR CHILD'S SECOND  
LANGUAGE LEARNING  
GO WELL:**

**1. Start early:** since a child imbibes new words within a designated timeframe, it's always beneficial to start early. Since a child learns through simulacra, the best time to introduce a particular second language is at ten months old.

If you have not begun in the first year of your child, wait until your ward attains the age of 2. It is the period when a child undergoes 'vocabulary explosion' and has an excellent chance to get immersed in the pleasure of learning new sounds.







**2. Playful interaction:**  
Do you remember the memory game that we used to play? Train your child to associate objects in the second language. This conditional learning will eventually help in increasing vocabulary.

**3. Home remedy:** Introduce your child to picture books, videos, tapes, and TV shows meant explicitly for children. You can also start by labeling your household products in the foreign language and train your child to identify and remember them. And if possible get your child acquainted with an overseas pen-friend!



Don't talk to stanger while going to school.



Never open the door for unknown person.




Be cautious with electrical appliances.



Avoid playing in the kitchen.



Never operate switches with wet hand.



Don't play with sharp edged objects.




Don't play with fire.



Never sit or lean on the parapet wall.

## Learn Your Colors



www.ChurchHouseCollection.com



**4. Praise:** Do not forget to praise as your child attains milestone achievements like learning the names of colors or animals. To show a positive affirmation present your child with toys and candies!



# **Sign in your kid for a second language class**

**If you are unable to provide your child with second language learnings, enroll your ward to a language class. Today, many pre-schools offer second language classes too! Look for the following criteria:**

✓ **Classes are taken by native speakers.** Children who start learning a foreign language before puberty bears the ability to speak in the original foreign tongue. When a teacher speaks a foreign language exclusively, the child gets the opportunity to stay completely immersed in new sounds and learns through repetitions.





- ✓ **Fun and engaging.**  
Children's class should essentially have a lot of arts and crafts, games, lots of colors and rhymes in foreign languages. Vocabulary skills are seen to increase with audio-visual aid.



# THE DIALECTS OF BRITISH ENGLISH

And finally, the many unique words: lass, bairn (child), kirk (church), big (build), bonny, greet (weep), ingle (household fire), aye (yes), hame (home)... As you can see, Scottish English in its original glory is as near to being different language as one can get, rather than simply another dialect of English. See Clive P L Young's Scots Haunbuik at [http://www.electricscotland.com/tourist/sh\\_gram.htm](http://www.electricscotland.com/tourist/sh_gram.htm) for more detail.

There are also several urban dialects, particularly in Glasgow and Edinburgh. The thick dialect of the working class of Edinburgh can be heard in the movie *Trainspotting*.

In the Highlands, especially the Western Islands, English is often people's second language, the first being Scottish Gaelic. Highland English is pronounced in a lilting fashion with pure vowels. It is, actually, one of the prettiest varieties of English one may ever hear.

**Children who consider dialects are more innovative, better with dynamic thoughts, and more adaptable in their reasoning. They have a more unusual sensitivity to dialect and a superior ear for tuning in. Studying an outside language enhances your very own youngster's comprehension of the local dialect. It opens the way for different societies and enables the child to comprehend and acknowledge individuals from different nations. It can enable him to feel associated with his particular legacy. And most importantly learning involves a great deal of fun!**

A white scroll with a wax seal is positioned horizontally across the center of the image. The scroll is partially unrolled, and the wax seal is visible on the left side. The background is a dark red surface with a repeating floral pattern in a slightly lighter shade of red. The text "Thank you for your attention!" is written in a bold, black, sans-serif font on the white surface of the scroll.

**Thank you for your attention!**