




Summer in the 1930s

Directions:
Cut along dark
lines, between right
arm and stomach,
and shoulders of
the paper doll.
Mount on heavy
card.

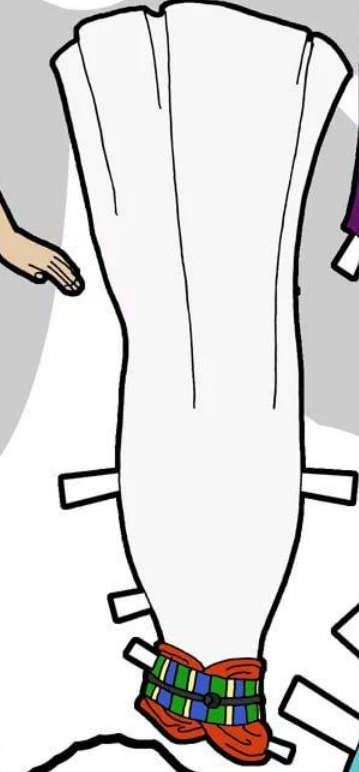
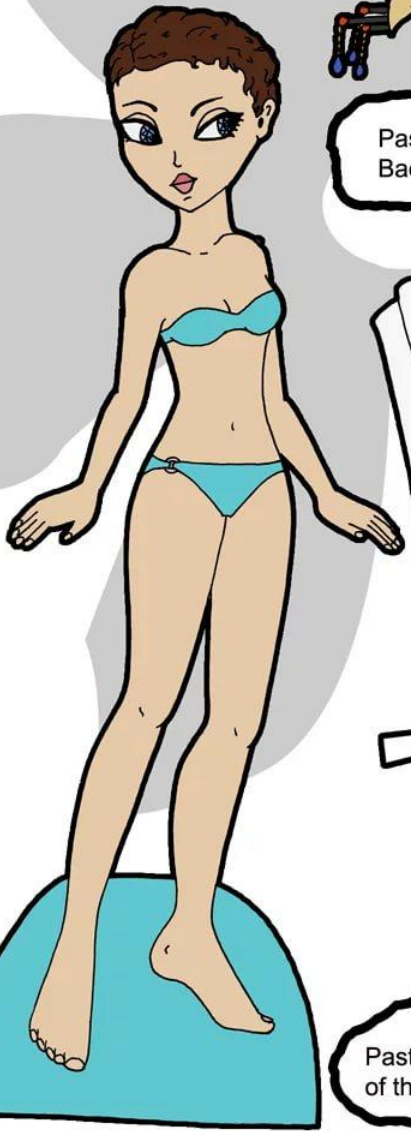


Marisole
Monday



Tones & Shades



Paste to
Back of Wig



Paste to Back
of the Wig



Marisole
Monday




Superhero/Supervillain



Marisole
Monday
& Friends

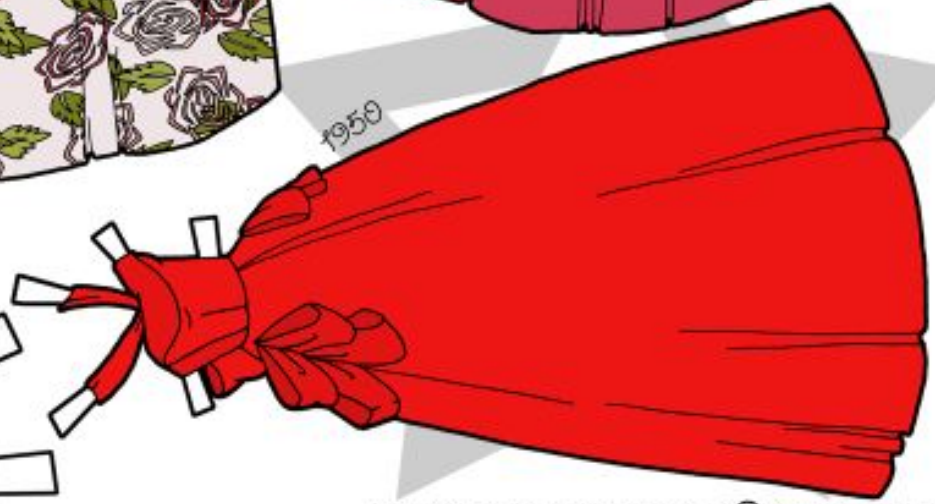


Flowers & Jewels

Directions:
Cut along dark lines,
between right arm
and stomach, and
shoulders of the
paper doll.
Mount on heavy
card.



Vintage Gowns

Directions:
Cut along dark
lines, between right
arm and stomach,
and shoulders of
the paper doll.
Mount on heavy
card.



A Woodland Mage

Directions:
Cut along dark lines, between right
arm and stomach,
and shoulders of
the paper doll.
Mount on heavy
card.



PLANISPHÆRIUM COELESTIUM

