

HOW TO LEARN

1. TRY TO LEARN ENGLISH WITHOUT TRANSLATION
TRANSLATING STOPS YOUR REAL COMMUNICATION AND MAKES YOU SOUND FOREIGN
2. SPEAK A LITTLE ENGLISH EVERY DAY AND FOCUS ON YOUR PRONUNCIATION
3. CONSIDER ATTENDING AN ENGLISH CLASS OR DISCUSSION GROUP
4. LISTEN TO ENGLISH ON THE RADIO OR TV
5. READ AND WRITE IN ENGLISH AS WELL
6. TRAIN YOURSELF TO THINK IN ENGLISH
7. DON'T BE AFRAID TO MAKE MISTAKES

SPEAK A LITTLE ENGLISH EVERY DAY.

THE ABSOLUTE BEST WAY TO LEARN ANY NEW LANGUAGE IS JUST TO SPEAK IT. IT DOESN'T MATTER IF YOU ONLY KNOW FIVE ENGLISH WORDS OR IF YOU'RE PRACTICALLY FLUENT - SPEAKING ENGLISH WITH ANOTHER PERSON IS THE FASTEST, MOST EFFECTIVE METHOD OF IMPROVING

DON'T WAIT UNTIL YOU "FEEL MORE COMFORTABLE" SPEAKING IN ENGLISH- YOU PROBABLY WON'T REACH THAT LEVEL FOR A LONG TIME, SO PUSH YOURSELF OUTSIDE OF YOUR COMFORT ZONE AND START SPEAKING ENGLISH TODAY. YOU' LL BE AMAZED AT HOW QUICKLY YOUR LANGUAGE SKILLS IMPROVE



WORK ON YOUR PRONUNCIATION.

EVEN IF YOU HAVE AN ACCEPTABLE GRASP OF THE ENGLISH LANGUAGE, WITH GOOD GRAMMAR AND AN EXTENSIVE VOCABULARY, NATIVE ENGLISH SPEAKERS MAY FIND YOU VERY DIFFICULT TO UNDERSTAND IF YOU DON'T WORK ON YOUR PRONUNCIATION.

CORRECT, CLEAR PRONUNCIATION IS ESSENTIAL IF YOU REALLY WANT TO IMPROVE YOUR LEVEL OF ENGLISH. LISTEN CLOSELY TO HOW NATIVE ENGLISH SPEAKERS PRONOUNCE CERTAIN WORDS AND SOUNDS AND DO YOUR BEST TO COPY THEM.

PAY PARTICULAR ATTENTION TO ANY SOUNDS THAT YOU ARE UNFAMILIAR WITH OR THAT DO NOT EXIST IN YOUR NATIVE TONGUE. FOR EXAMPLE SOME PEOPLE HAVE DIFFICULTY PRONOUNCING THE "R" SOUND, AS IT DOES NOT EXIST IN THEIR NATIVE LANGUAGE, WHILE OTHER PEOPLE HAVE DIFFICULTY WITH CERTAIN CONSONANT CLUSTERS, SUCH AS THE "TH" SOUND.

PAY ATTENTION TO THE SOUNDS THAT ARE SIMILAR TO THE SOUNDS IN YOUR NATIVE LANGUAGE. REMEMBER, THEY ARE NOT THE SAME, EVEN THOUGH THEY SEEM TO BE EQUAL. ENGLISH "T" SOUND IS NOT RUSSIAN "Т" SOUND. RUSSIAN "Д" SOUND IS NOT ENGLISH "D" SOUND.

Дверь AND DOOR SHOULDN'T SOUND THE SAME

EXPAND YOUR VOCABULARY AND USE IDIOMATIC PHRASES.

THE WIDER YOUR VOCABULARY AND THE MORE ENGLISH PHRASES YOU LEARN,
THE EASIER SPEAKING ENGLISH WILL BECOME.

AGAIN, SPENDING TIME WITH NATIVE ENGLISH SPEAKERS WILL HELP YOU TO
PICK UP ON COMMON VOCABULARY AND PHRASES IN A NATURAL WAY.
ALTHOUGH READING, WATCHING ENGLISH TV AND LISTENING TO THE NEWS IS
ALSO BENEFICIAL.

ONCE YOU HAVE LEARNED A NEW WORD OR PHRASE, YOU SHOULD MAKE AN
EFFORT TO USE IT IN A SENTENCE- THIS IS THE BEST WAY TO COMMIT IT TO
MEMORY.

ANOTHER EASY WAY TO COMMIT NEW WORDS TO MEMORY IS TO MAKE LABELS
FOR EVERYDAY HOUSEHOLD ITEMS AND STICK THEM AROUND YOUR HOUSE OR
APARTMENT. THEN EVERY TIME YOU USE THE KETTLE OR LOOK IN THE
MIRROR, YOU WILL SEE THE ENGLISH WORD FOR THESE ITEMS STARING BACK
AT YOU.

YOU SHOULD ALSO START A NOTEBOOK OF IDIOMATIC PHRASES THAT ENGLISH
SPEAKERS USE ALL THE TIME. SOME EXAMPLES INCLUDE "IT'S RAINING CATS
AND DOGS" (RAINING HEAVILY), TO BE ON "CLOUD NINE" (TO BE VERY HAPPY)
OR SAYING SOMETHING IS A "PIECE OF CAKE" (WHEN SOMETHING IS VERY
EASY). SPRINKLING THESE KINDS OF PHRASES INTO YOUR CONVERSATION WILL
BRING YOUR LEVEL OF ENGLISH UP SEVERAL NOTCHES.



ATTEND AN ENGLISH CLASS OR DISCUSSION GROUP.

ANOTHER GREAT WAY TO INCORPORATE SOME EXTRA ENGLISH CONVERSATION INTO YOUR WEEKLY ROUTINE IS TO SIGN UP FOR A CLASS OR DISCUSSION GROUP.

ATTENDING AN ENGLISH CLASS IS A GREAT WAY TO FOCUS ON SOME OF THE MORE FORMAL ASPECTS OF SPEAKING ENGLISH. A CLASS WILL TEACH YOU THE GRAMMATICALLY CORRECT WAY OF SPEAKING - WHICH INCLUDES PROPER SENTENCE STRUCTURE AND VERB CONJUGATION AND WILL GENERALLY PROVIDE A VERY STRUCTURED APPROACH TO LANGUAGE LEARNING.

ATTENDING A DISCUSSION GROUP IS A MORE INFORMAL AND RELAXED WAY OF LEARNING ENGLISH, WHERE THE EMPHASIS IS MORE ON COMMUNICATION AND RELATIONSHIP BUILDING THAN ON SPEAKING "CORRECT" ENGLISH. SPEAKING ENGLISH IN THIS SETTING CAN HELP YOU TO BECOME MORE COMFORTABLE WITH SPEAKING IN FRONT OF OTHER PEOPLE.

BOTH OF THESE LANGUAGE-LEARNING SETTINGS HAVE THEIR PROS AND CONS, SO IT'S BEST TO DO BOTH IF YOU CAN!



**KEEP
CALM
& ENJOY
ENGLISH
CLASS**

CARRY A DICTIONARY.


CARRYING AN ENGLISH DICTIONARY WITH YOU AT ALL TIMES (WHETHER IT'S AN ACTUAL BOOK OR A PHONE APP) CAN BE VERY USEFUL.

HAVING A DICTIONARY MEANS THAT YOU WILL NEVER BE STUCK FOR A WORD. IT CAN SAVE YOU A LOT OF EMBARRASSMENT IF YOU'RE HAVING A CONVERSATION WITH AN ENGLISH-SPEAKER AND FORGET A WORD IN THE MIDDLE OF THE SENTENCE - ALL YOU HAVE TO DO IS TAKE A SECOND TO LOOK IT UP!

ASIDE FROM SAVING YOU AWKWARDNESS, LOOKING UP THE WORD YOU NEED THEN IMMEDIATELY USING IT IN A SENTENCE WILL ACTUALLY HELP YOU TO COMMIT THE NEW VOCABULARY TO MEMORY.

IT IS ALSO HELPFUL TO HAVE A DICTIONARY TO PERUSE THROUGHOUT THE DAY DURING PRIVATE MOMENTS, LIKE WHEN YOU'RE SITTING ON THE TRAIN, WAITING TO CROSS THE STREET OR JUST HAVING A CUP OF COFFEE. YOU COULD LEARN AN EXTRA 20 TO 30 ENGLISH WORDS PER DAY USING THIS TECHNIQUE!

AS A BEGINNER, YOU SHOULD START WITH AN ENGLISH DICTIONARY THAT PROVIDES DEFINITIONS IN YOUR NATIVE LANGUAGE. HOWEVER, ONCE YOUR LANGUAGE SKILLS IMPROVE, YOU SHOULD SWITCH TO USING AN ENGLISH-ENGLISH DICTIONARY, WHICH PROVIDES ENGLISH DEFINITIONS FOR ENGLISH WORDS.



LISTEN TO ENGLISH RADIO OR PODCASTS.

ONE OF THE BEST WAYS TO IMPROVE YOUR ENGLISH LISTENING COMPREHENSION IS TO DOWNLOAD ENGLISH-LANGUAGE PODCASTS OR RADIO APPS ON YOUR PHONE OR MP3 PLAYER.

YOU SHOULD THEN MAKE AN EFFORT TO LISTEN TO THE PODCASTS OR RADIO SHOWS FOR AT LEAST 30 MINUTES PER DAY. DO IT IN THE GYM, ON YOUR COMMUTE TO WORK, OR WHILE YOU'RE SITTING AT YOUR COMPUTER.

MAKE AN EFFORT TO UNDERSTAND WHAT'S BEING SAID, DON'T JUST LET THE ENGLISH WASH OVER YOU. EVEN IF YOU FIND IT TOO FAST, TRY TO PICK OUT KEY WORDS AND PHRASES TO GET A GENERAL IDEA OF WHAT THE CONVERSATION IS ABOUT.

IF YOU CAN, MAKE A NOTE OF ANY WORDS OR PHRASES THAT YOU DON'T UNDERSTAND AND LOOK UP THE TRANSLATION AFTERWARDS. THEN LISTEN TO THE PODCAST OR SHOW AGAIN TO HEAR THE NEW WORDS OR PHRASES IN CONTEXT.



WATCH ENGLISH MOVIES AND TV SHOWS.

ANOTHER FUN WAY TO IMPROVE YOUR LISTENING COMPREHENSION IS TO WATCH ENGLISH MOVIES AND TV SHOWS.

TRY TO PICK MOVIES OR TV SHOWS THAT YOU WILL ENJOY - THIS WILL MAKE THE EXERCISE FEEL LIKE LESS OF A CHORE. IF POSSIBLE, CHOOSE MOVIES OR SHOWS THAT YOU ARE ALREADY FAMILIAR WITH, SUCH AS CHILDREN'S CARTOONS OR BLOCKBUSTER FILMS. IF YOU ALREADY KNOW THE BASIC STORY YOU WILL FIND THE LANGUAGE MUCH EASIER TO PICK UP ON.

HOWEVER, YOU SHOULD AVOID WATCHING MOVIES OR TELEVISION SHOWS WITH SUBTITLES IN YOUR NATIVE LANGUAGE - THEY WILL ONLY DISTRACT YOU AND MAKE YOU LESS INCLINED TO FOCUS ON UNDERSTANDING THE ENGLISH, WHICH IS THE WHOLE POINT OF THE EXERCISE.



READ AN ENGLISH BOOK, NEWSPAPER OR MAGAZINE.

READING IS AN ESSENTIAL PART OF LEARNING A NEW LANGUAGE, SO DON'T FORGET TO PRACTICE!

FIND SOMETHING YOU ARE REALLY INTERESTED IN - WHETHER THAT'S A FAMOUS ENGLISH NOVEL, THE NEW YORK TIMES OR A FASHION MAGAZINE AND START WORKING YOUR WAY THROUGH IT. IF YOU FIND THE CONTENT BORING, YOU WILL BE LESS INCLINED TO PERSEVERE WITH IT.

AGAIN, MAKE AN ACTIVE EFFORT TO ACTUALLY UNDERSTAND WHAT YOU'RE READING, DON'T JUST SKIM OVER IT. HIGHLIGHT ANY WORDS OR PHRASES THAT YOU DON'T UNDERSTAND, THEN LOOK THEM UP IN THE DICTIONARY.

IF YOU'RE ALONE, YOU COULD ALSO TRY READING ALOUD - THIS WILL ALLOW YOU TO IMPROVE YOUR READING COMPREHENSION WHILE ALSO WORKING ON YOUR PRONUNCIATION.




KEEP A DIARY IN ENGLISH.

ASIDE FROM READING AND LISTENING COMPREHENSION, YOU SHOULD ALSO SPEND SOME TIME WORKING ON YOUR WRITTEN ENGLISH.

THIS MAY BE ONE OF THE MOST DIFFICULT ASPECTS OF YOUR LANGUAGE LEARNING, BUT IT IS IMPORTANT NEVERTHELESS. WRITING IN ENGLISH WILL HELP YOU TO WORK ON YOUR SENTENCE STRUCTURE, GRAMMAR AND SPELLING.

TRY KEEPING AN ENGLISH DIARY IN WHICH YOU WRITE DOWN A FEW SENTENCES EVERY DAY. IT DOESN'T HAVE TO BE DEEPLY PERSONAL - YOU COULD WRITE ABOUT THE WEATHER, WHAT YOU ATE FOR DINNER OR WHAT YOUR PLANS ARE FOR THE DAY.

IF YOU FEEL COMFORTABLE WITH IT, GET A NATIVE SPEAKER TO LOOK OVER WHAT YOU'VE WRITTEN AND CHECK IT FOR ANY ERRORS. THIS WILL HELP YOU TO AVOID MAKING THE SAME MISTAKES OVER AND OVER AGAIN.



STAY MOTIVATED.

WHEN LEARNING ANY NEW LANGUAGE, IT IS IMPORTANT TO STAY MOTIVATED AND NEVER GIVE UP ON YOUR GOAL OF FLUENCY.

STAY COMMITTED TO YOUR LANGUAGE-LEARNING GOAL BY REMINDING YOURSELF OF HOW BADLY YOU WANT TO ACHIEVE IT. THINK OF ALL OF THE AMAZING EXPERIENCES AND OPPORTUNITIES THAT WILL BE AVAILABLE TO YOU ONCE YOU'VE MASTERED THE ENGLISH LANGUAGE.

YOU WILL BE ABLE TO CONVERSE WITH ENGLISH SPEAKERS FROM ACROSS THE WORLD AND DEVELOP NEW AND EXCITING RELATIONSHIPS, YOU WILL BE ABLE TO ENGAGE WITH ENGLISH-SPEAKING CULTURE LIKE NEVER BEFORE AND POTENTIALLY FURTHER YOUR CAREER AS A RESULT OF YOUR NEW LANGUAGE SKILLS.



PRACTICE EVERY DAY.

IF YOU WANT TO TO GAIN FLUENCY QUICKLY, YOU NEED TO COMMIT TO PRACTICING EVERY DAY.

LEARNING A NEW LANGUAGE IS BASED ON REPETITION, SO IF YOU WAIT TOO LONG BETWEEN STUDY SESSIONS, YOU WILL FORGET EVERYTHING YOU LEARNED PREVIOUSLY AND HAVE TO START ALL OVER AGAIN, WASTING VALUABLE TIME.

HOWEVER, YOU SHOULDN'T STUDY SO MUCH THAT YOU GROW SICK OF ENGLISH - TRY TO KEEP THINGS INTERESTING BY COMPLETING A DIFFERENT TASK EACH DAY - ONE DAY OF READING, ONE DAY OF LISTENING COMPREHENSION, ONE DAY OF WRITING PRACTICE, ONE DAY STUDYING GRAMMAR, ETC.

HOWEVER, YOU SHOULD NEVER PASS UP AN OPPORTUNITY TO PRACTICE SPEAKING ENGLISH, AS THIS IS THE NUMBER ONE MOST IMPORTANT THING YOU CAN DO TO GAIN FLUENCY.

TRAIN YOURSELF TO THINK IN ENGLISH.

ONE WAY TO MAKE THE TRANSITION FROM BEING VERY GOOD AT ENGLISH TO BEING FLUENT IS TO TRAIN YOUR BRAIN TO ACTUALLY THINK IN THE ENGLISH LANGUAGE.

CONSTANTLY TRANSLATING FROM YOUR NATIVE LANGUAGE INTO ENGLISH AND BACK AGAIN INSIDE YOUR HEAD CONSUMES TIME AND ENERGY. EVERY LANGUAGE HAS ITS OWN NUANCES AND PECULIARITIES, WHICH MAKES IT IMPOSSIBLE TO ACCURATELY TRANSLATE FROM ONE LANGUAGE TO ANOTHER IN CERTAIN INSTANCES.

AS A RESULT, YOUR SPOKEN AND WRITTEN ENGLISH WILL FLOW MUCH MORE NATURALLY AND FLUENTLY IF YOU CAN JUST TRAIN YOUR BRAIN TO THINK IN ENGLISH. THINK OF IT LIKE A SWITCH - WHEN IT'S TIME TO COMMUNICATE IN ENGLISH, YOU NEED TO TURN YOUR ENGLISH BRAIN ON AND YOUR MOTHER LANGUAGE BRAIN OFF!

DON'T BE AFRAID TO MAKE MISTAKES.

THE BIGGEST OBSTACLE THAT STANDS IN THE WAY OF LEARNING A NEW LANGUAGE IS THE FEAR OF MAKING MISTAKES.

THIS FEAR SERVES NO PURPOSE - IT IS MERELY A HINDRANCE THAT PREVENTS YOU FROM REACHING YOUR GOAL OF FLUENCY.

DON'T BE AFRAID OF MAKING A MISTAKE AND DON'T BE SHY! OF COURSE YOU CAN'T SPEAK A NEW LANGUAGE PERFECTLY AT THE START. TRY TO EXPRESS YOURSELF ALBEIT WITH DIFFICULTY.

REMEMBER THAT EVERYONE MAKES MISTAKES WHEN THEY ARE LEARNING A NEW LANGUAGE - IT'S A RITE OF PASSAGE. YOU WILL ALMOST CERTAINLY HAVE YOUR FAIR SHARE OF AWKWARD OR EMBARRASSING MOMENTS WHEN YOU ACCIDENTALLY SAY SOMETHING RUDE OR INCORRECT, BUT THIS IS ALL PART OF THE FUN.

ALSO REMEMBER THAT YOU ARE NOT AIMING FOR PERFECTION WHEN LEARNING TO SPEAK ENGLISH, YOU ARE AIMING FOR PROGRESS. MAKING MISTAKES IS ALL PART OF THE LEARNING PROCESS, THEY WILL HELP YOU TO BECOME BETTER, SO EMBRACE THEM!

USEFUL RESOURCES FOR ENGLISH LEARNERS

The TED logo is displayed in a bold, red, sans-serif font.


1. [HTTPS://TED.COM](https://ted.com)

TED TALKS ARE INFLUENTIAL VIDEOS FROM EXPERT SPEAKERS ON EDUCATION, BUSINESS, SCIENCE, TECH AND CREATIVITY, WITH SUBTITLES IN 100+ LANGUAGES. IDEAS FREE TO STREAM AND DOWNLOAD

The logo for VOA Learning English features a stylized 'VOA' in blue and red, followed by the text 'Learning English' and 'We are American English' in a smaller font.

2. [HTTPS://LEARNINGENGLISH.VOANEWS.COM](https://learningenglish.voanews.com)

DAILY 30-MINUTES LONG NEWS PROGRAMME

The ORORO logo consists of a blue circle containing a white icon of a building with a clock tower, next to the text 'ORORO' and 'A fun way to learn English'.

3. [HTTPS://ORORO.TV](https://ororo.tv)


A FUN WAY TO LEARN ENGLISH

The YouTube logo is shown in its standard format, with 'You' in black and 'Tube' in white on a red rounded rectangle.

4. [HTTPS://YOUTUBE.COM](https://youtube.com)

DO YOU HOMEWORK

THERE IS NO EXCUSE,
EVEN IF YOUR DOG HAS
REALLY ATE YOUR
HOMEWORK





**OR BRING
YOUR DOG TO
THE CLASS**

**AND WE WILL DISCUSS
YOUR HOMEWORK
TOGETHER**

WORD ORDER

MOST ENGLISH SENTENCES (CLAUSES) CONFORM TO THE SVO WORD ORDER. THIS MEANS THAT THE SUBJECT COMES BEFORE THE VERB, WHICH COMES BEFORE THE OBJECT

A CAT CHASES A
MOUSE.

A MOUSE CHASES A
CAT.