




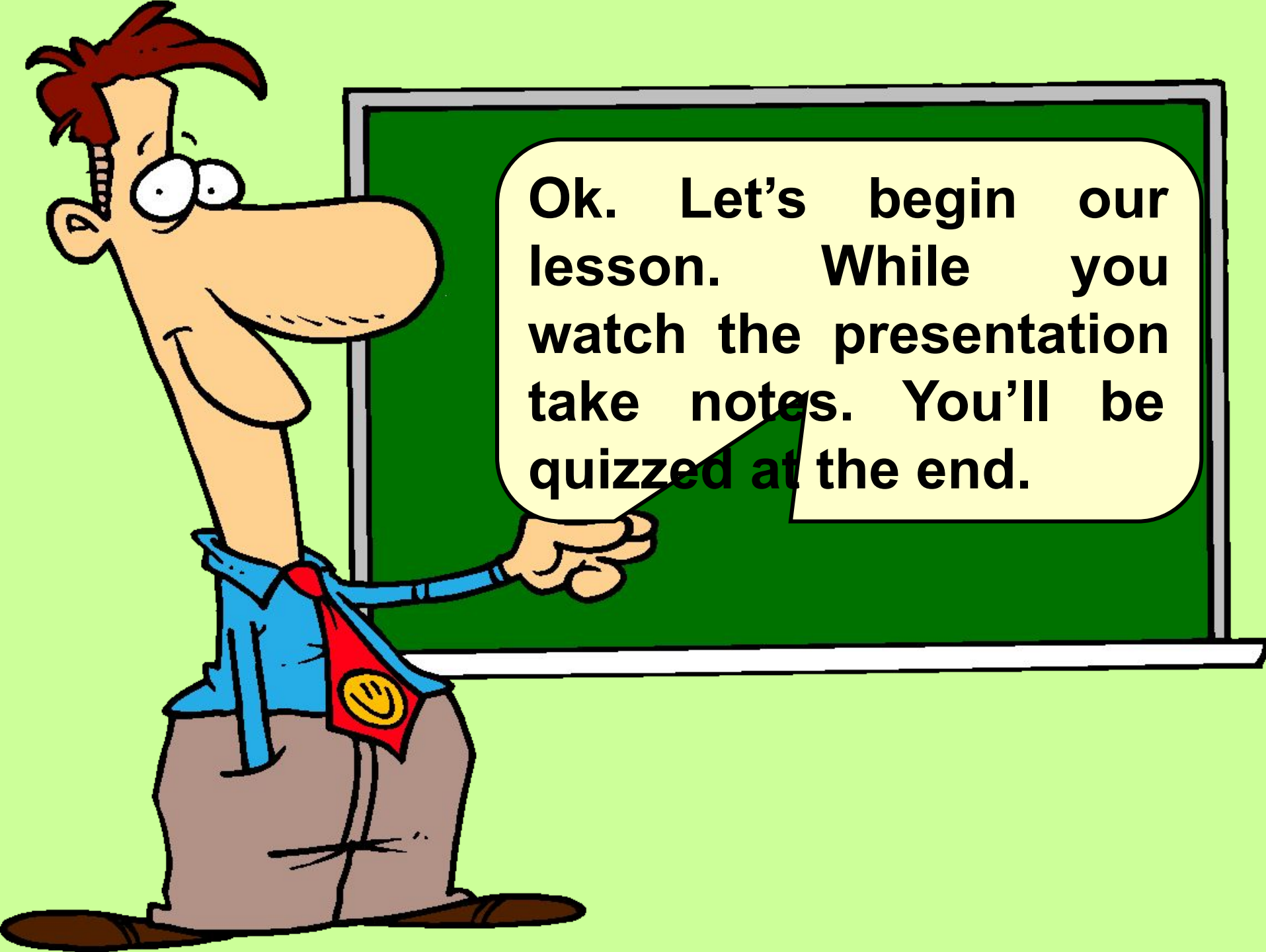
Marking Punctuation





Good morning class Today
we were going to study
punctuation marks I have
some assistants who will be
helping with todays lesson
so lets start Ready Set Go


Hey! Wait a minute! I
forgot to put punctuation
marks to what I just
wrote. Well, we can
correct that when we
finish the lesson.



Ok. Let's begin our lesson. While you watch the presentation take notes. You'll be quizzed at the end.

A Period


A period is used to end a sentence. It is also used after initials, after abbreviations, and as a decimal point.



To End a Sentence

Example:


Computers are getting smaller.



After an Initial

Example:

J. K. Rowling





After Abbreviation

Example:

Mr.

Mrs.


Dr.



As a Decimal

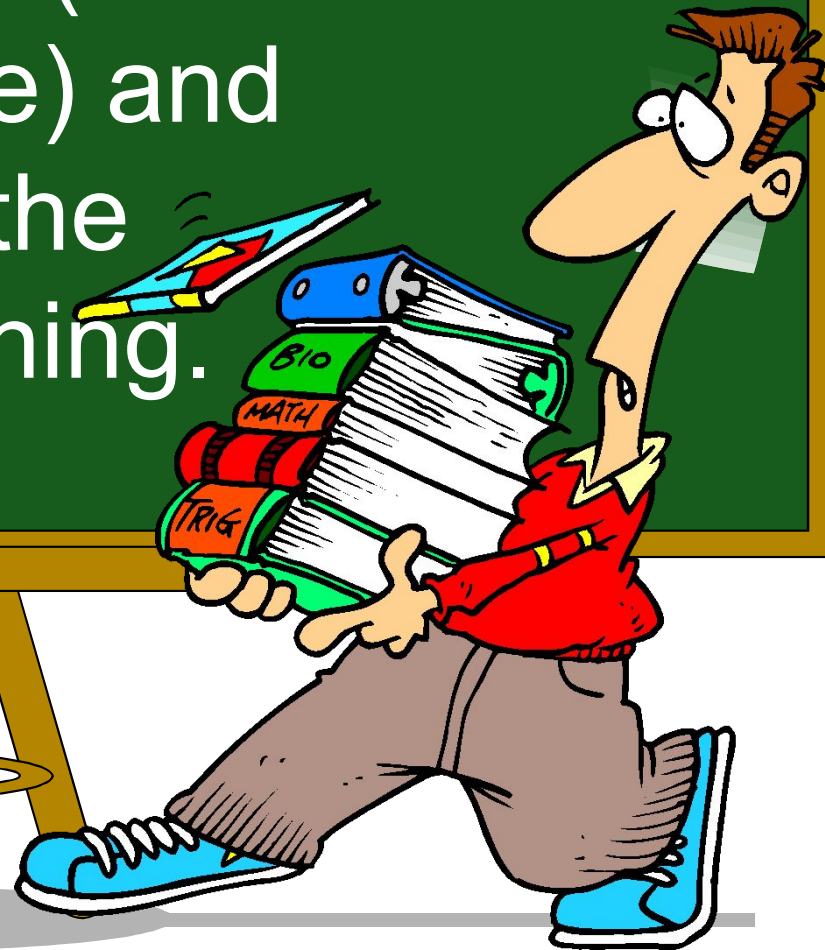

Example:

Roberto is 99.9 percent
sure that it costs \$2.50 to
get into the movies today.



Question Mark


A question mark is used after a direct question (an interrogative sentence) and to show doubt about the correctness of something.



Direct Question

Example:

Did you go to the movies last night?




Correctness

Example:


You'll see virtual reality TV shows
by the year 2006 *(?)

- A question mark is placed in parentheses to show that the writer isn't sure a fact is correct.



Exclamation Point

An exclamation point is used to express strong feeling. It may be placed after a word, a phrase, or a sentence.



Exclamation Point



Example:

Happy birthday!

Excellent!



Wow! That's great!

That new program is awesome!



Apostrophe

An apostrophe is used to form plurals, to show that a letter or letters have been left out of a word, or to show possession.




To Form Plurals

Example:

A's (letter)

6's (number)

+ 's (sign)



In Contractions

Contraction Short For

don't

do not

it's



it is; it has

they'll

they will

they're


they are



In Singular Possessive


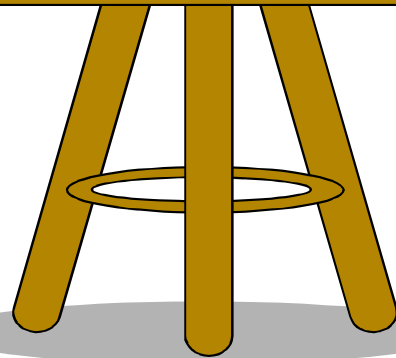
Example:

My sister's hobby is jazz dancing.



Comma

Commas are used to keep words and ideas from running together, making your writing easier to read. Commas tell the reader where to pause.

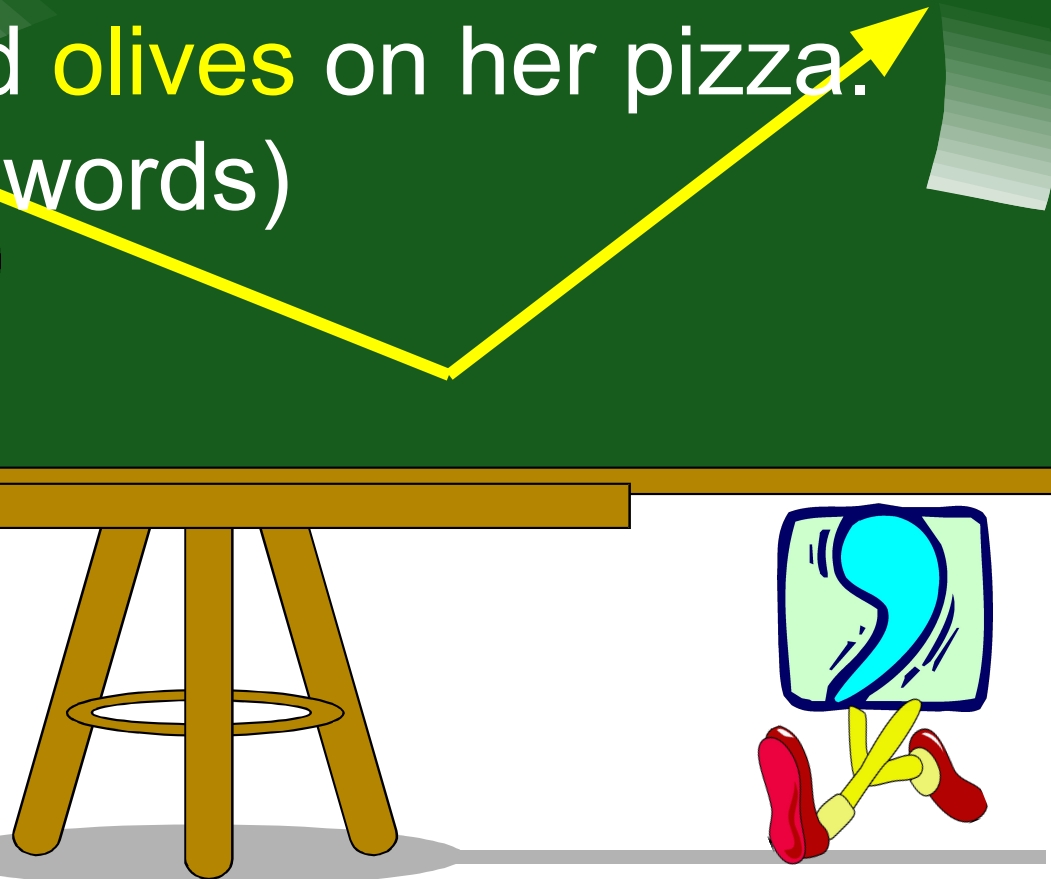


Items in a Series

Example:

I know someone who likes **pepperoni**,
pineapple, and **olives** on her pizza.

(words)


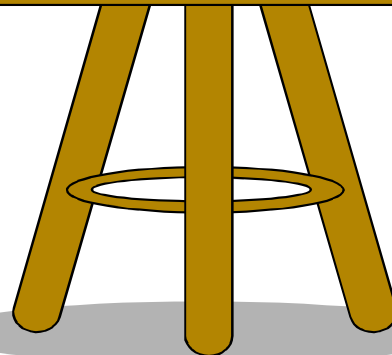


Items in a Series (phrases)

Example:

In summer I like to go **skateboarding**,
ride my bike, and **play basketball**.


(phrases)



In Dates and Addresses

Example:



We are having our next reunion
on July 4, 2006, at The Ritz
Boston.



In Dates and Addresses




Example:

His new address is 3344 South
First Street , San Juan, PR 00923.



Parentheses




Parentheses are used around words included in a sentence to add information.



To Add Information



Example:

The map (figure 2) will help you understand the explorer's route.



Quotation Marks



Quotation marks are used to enclose the exact words of the speaker and to show that words are used in a special way.



Direct Quotations

Example:



“Rosa Parks is a true American hero,”
the teacher reminded her students.



Special Words


Example:

My family likes to go to Piñones to eat
“alcapurrias” and “bacalaitos”



Colon


A colon is used in a sentence to introduce a list or draw attention to information that follows. Colons are also used between the numbers in time.



To Introduce a List

Example:



Motorcycles are used for the following reasons: transportation, recreation, and racing events.



After a Salutation

Example:



Dear Ms. Pérez:



Between Numbers in Time

Example:

The race begins at 1:30 p.m.





Well, I hope you learned how to use punctuation marks and their names. But before we finish here, let's see if you can correct what I wrote on the board at the beginning.



Good morning class Today
we are going to study
punctuation marks I have
some assistants who will be
helping with today's lesson
so let's start Ready Set Go

Are you ready to correct?
Begin!



Good morning class! Today we're going to study punctuation marks. I have some assistants who will be helping with today's lesson. So let's start. Ready! Set! Go!

These are the corrections you should have made.



Well, kids. Hope you learned your lesson and if you have any trouble with punctuation marks you can always visit the library and log on to the Internet. You'll find lots of sites explaining the use of each punctuation. See you soon!
Bye!

