

Урок английского языка в 5 классе

по теме

«At home»


Автор:

Чернышёва К. Н.,

учитель МАОУ «Лицей города Троицка» в г.Москве

A TONGUE TWISTER

There is a **house** on the **square**, on the square there is a **flat**, in the flat there is a **room**, in the room there is a **table**, on the table there is a **cage**, in the cage there is a **parrot**, and the parrot is singing:



“Parrot in the cage, cage on the table, table in the flat, flat in the room, room in the house, house on the square. That is the key of the house!”

WHAT CAN YOU DO IN THE?

eat meals

keep things

in the garden

water flowers

in the garage

wash hands

in the hall

read a book

in the bedroom

I can

do homework

in the bathroom

watch TV

in the living room

take off clothes

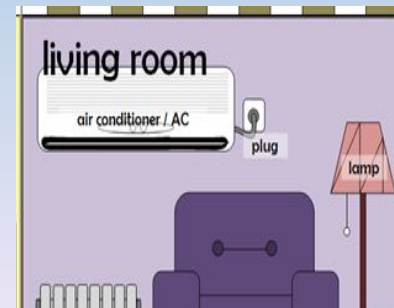
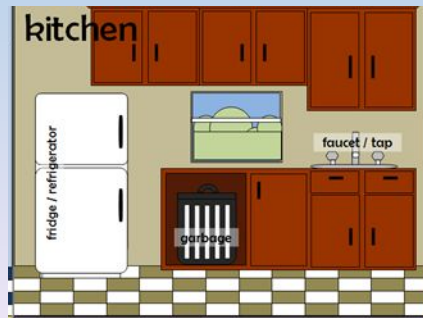
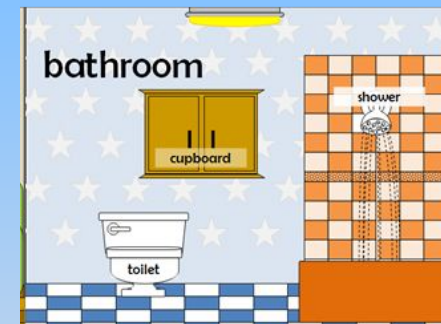
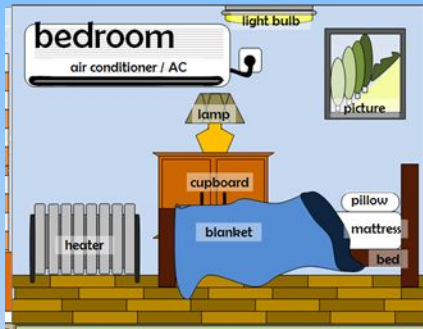
in the kitchen

meet friends

In the dining room

ASK YOUR CLASSMATE:

«WHAT CAN WE DO IN THE?»»



ORDINAL NUMBERS

1st First

2nd Second

3rd Third

4th Fourth

5th Fifth

6th Sixth

7th Seventh

8th Eighth

9th Ninth

10th Tenth

11th Eleventh

12th Twelfth

13th Thirteenth

14th Fourteenth

15th Fifteenth

16th Sixteenth

17th Seventeenth

18th Eighteenth

19th Nineteenth

20th Twentieth

MAKE THE SENTENCES:

1) flat / two / beds / in my friend's / There are

There are two beds in my friend's
flat.

2) is / no / TV / room / There / in my

There is no TV in my
room.

3) There / two / lamp / between / is / a / desks

There is a lamp between two
desks.

4) Any / flowers / in / are there / your room ?

Are there any flowers in your
room?

5) There / desk / computer / is / a / on Jim's

There is a computer on Jim's desk.

PLAN

1. It is a (flat, block of flats, house).
2. It has got _____ rooms. They are: _____
3. It is on the _____ floor.



HOMEWORK

Нарисовать план дома или квартиры своей мечты, подписать названия комнат и выучить новые слова, с которыми мы познакомились на уроке, Workbook p.29.