



TOTAL
COMMITTED TO BETTER ENERGY

TEPA GOLDEN RULES MODULES













Individual awareness's about Golden Rules

HOW TO ACCESS TO MODULES?

- Modules are executable files (.exe), so you can copy-paste them on any support, copyright free
- They are available on CD, on USB keys and in the folder

W:\Public\LAD_DHSE-Public\GR\TEPA Golden Rules modules 2015v1

- Double click on the module you wish to launch

Name	Date modified	Type	S
 Golden Rule 01 Risk Situations TEPA V2015.1	25/03/2015 18:25	Application	
 Golden Rule 02 Traffic TEPA V2015.1	25/03/2015 18:40	Application	
 Golden Rule 03 Gestures Postures Tools TEPA V2015.1	25/03/2015 18:49	Application	
 Golden Rule 04 Protective Equipments TEPA V2015.1	25/03/2015 19:00	Application	
 Golden Rule 05 PTW TEPA V2015.1	25/03/2015 19:07	Application	
 Golden Rule 06 Lifting TEPA V2015.1	25/03/2015 19:13	Application	
 Golden Rule 07 Work on Powered System TEPA V2015.1	25/03/2015 19:21	Application	
 Golden Rule 08 Confined Space TEPA V2015.1	25/03/2015 19:35	Application	
 Golden Rule 09 Excavation Works TEPA V2015.1	25/03/2015 19:46	Application	
 Golden Rule 10 Work at Height TEPA V2015.1	25/03/2015 20:02	Application	
 Golden Rule 11 Change Management TEPA V2015.1	25/03/2015 20:10	Application	
 Golden Rule 12 SIMOPS TEPA V2015.1	25/03/2015 20:21	Application	

WHAT IS THE CONTENT OF EACH MODULE?

All the modules have the same structure

APPLY THE GOLDEN RULES,
ENFORCE THEM,
PROTECT LIVES.

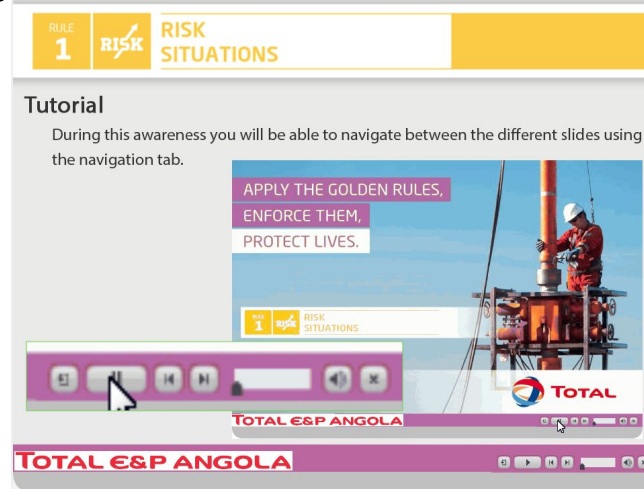
RULE 1 RISK RISK SITUATIONS

TOTAL

TOTAL E&P ANGOLA

WHAT IS THE CONTENT OF EACH MODULE?

- After a short tutorial on how to use the modules



- A first part explain what are the golden rules

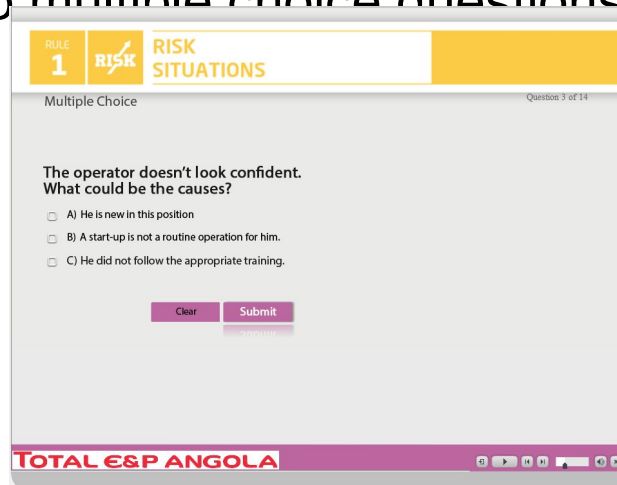


WHAT IS THE CONTENT OF EACH MODULE?

- Then two or three short (30 seconds) clips are presented



- Followed by two multiple choice questions



WHAT IS THE CONTENT OF EACH MODULE?

- Then the rule is developed using the presentations given by DGEP/HSE

RULE 1 **RISK** **RISK SITUATIONS**

Flare fire... Shopping trip Far too complex!



 **What role should the supervisor play in ensuring that operators work safely in risk situations?**

Write your answer here & click on submit

TOTAL E&P ANGOLA

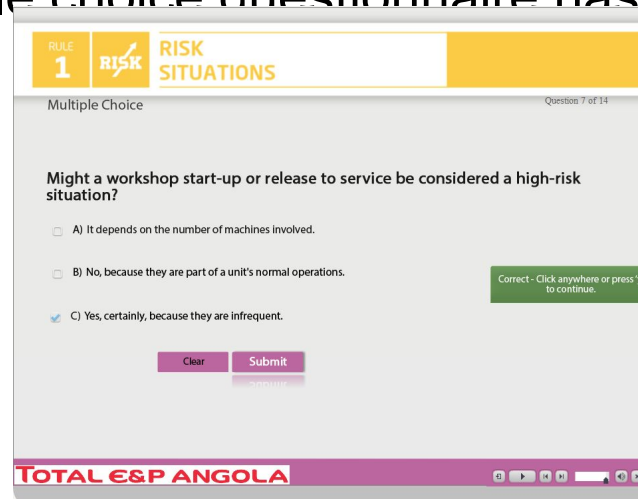
Navigation icons: back, forward, search, etc.

WHAT IS THE CONTENT OF EACH MODULE?

- A 10 minutes movie shows the application of the golden rule on one Total affiliate in the world



- Last fifteen multiple choice questionnaire has to be filled by the trainee

A screenshot of a multiple choice questionnaire interface. The header shows "RULE 1 RISK RISK SITUATIONS". The question is "Might a workshop start-up or release to service be considered a high-risk situation?". The options are: A) It depends on the number of machines involved. B) No, because they are part of a unit's normal operations. C) Yes, certainly, because they are infrequent. The correct answer is C. The interface includes "Clear" and "Submit" buttons and a "Correct - Click anywhere or press 'y' to continue." message.

WHAT IS THE CONTENT OF EACH MODULE?

- Once completed, the score of all the questions is indicated.
- You have the possibility of coming back to see the good answers

APPLY THE GOLDEN RULES,
ENFORCE THEM,
PROTECT LIVES.

This awareness is now completed.
You achieved it with the score of **86 %**

RULE 1 RISK RISK SITUATIONS

Click here to review the presentation
and your answers with the correction

Go to the next slide to print your certificate.

 **TOTAL**

TOTAL E&P ANGOLA

WHAT IS THE CONTENT OF EACH MODULE?

- The trainee has the possibility to save a pdf certificate with the date, his name and his performance
- Important: If you close the modules, the results will be lost as there is no memory. So don't forget to save your certificate before closing.



APPLY THE GOLDEN RULES,
ENFORCE THEM,
PROTECT LIVES.

Thank you!

RULE

1

RISK

RISK
SITUATIONS



TOTAL