

GitLab

Инструкция по использованию

УСТАНОВИТЕ Git

<https://git-scm.com/>

git --fast-version-control

Search entire site...

Git is a **free and open source** distributed version control system designed to handle everything from small to very large projects with speed and efficiency.

Git is **easy to learn** and has a **tiny footprint with lightning fast performance**. It outclasses SCM tools like Subversion, CVS, Perforce, and ClearCase with features like **cheap local branching**, convenient staging areas, and **multiple workflows**.

Learn Git in your browser for free with **Try Git**.

About
The advantages of Git compared to other source control systems.

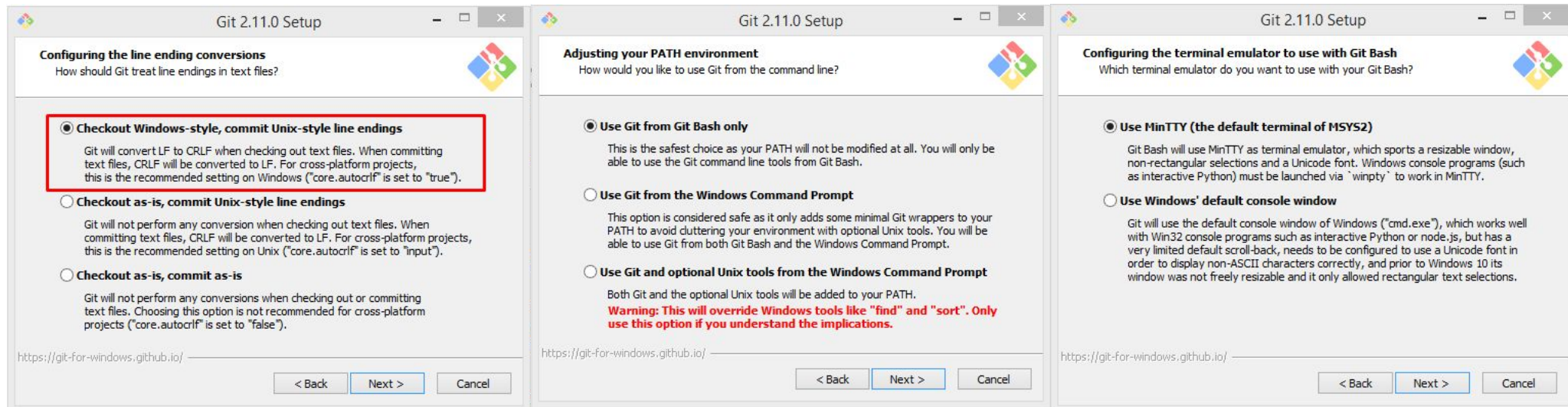
Documentation
Command reference pages, Pro Git book content, videos and other material.

Downloads
GUI clients and binary releases for all major platforms.

Community
Get involved! Bug reporting, mailing list, chat, development and more.

Latest source Release
2.11.0
Release Notes (2016-11-29)
Downloads for Windows

(Настройки)



Войдите в аккаунт на <http://gitlab.software-academy.ru/>



GitLab Community Edition

Open source software to collaborate on code

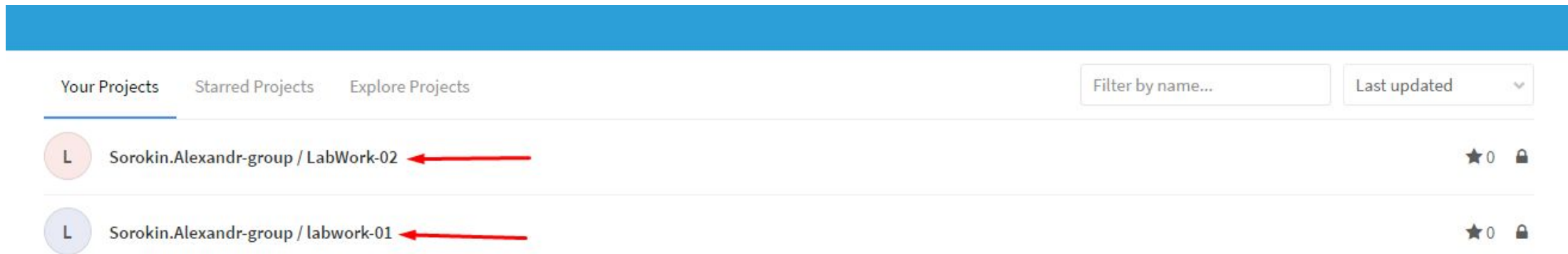
Manage git repositories with fine grained access controls that keep your code secure. Perform code reviews and enhance collaboration with merge requests. Each project can also have an issue tracker and a wiki.

Sign in

 Remember me[Forgot your password?](#)

[Explore](#) [Help](#) [About GitLab](#)

Выберите проект



The screenshot shows a user interface for selecting a project. At the top, there is a solid blue horizontal bar. Below it, the interface is divided into sections. On the left, there are three tabs: "Your Projects" (which is underlined), "Starred Projects", and "Explore Projects". To the right of these tabs are two search and filter controls: a text input field labeled "Filter by name..." and a dropdown menu labeled "Last updated" with a downward arrow. Below these controls is a list of two project entries, each separated by a horizontal line. The first entry is "Sorokin.Alexandr-group / LabWork-02" and the second is "Sorokin.Alexandr-group / labwork-01". Each entry starts with a circular icon containing the letter "L". To the right of each project name is a star icon followed by the number "0" and a lock icon. Red arrows point from the right towards the project names in both entries.

Your Projects Starred Projects Explore Projects

Filter by name... Last updated ▾

L Sorokin.Alexandr-group / LabWork-02 ★ 0 🔒

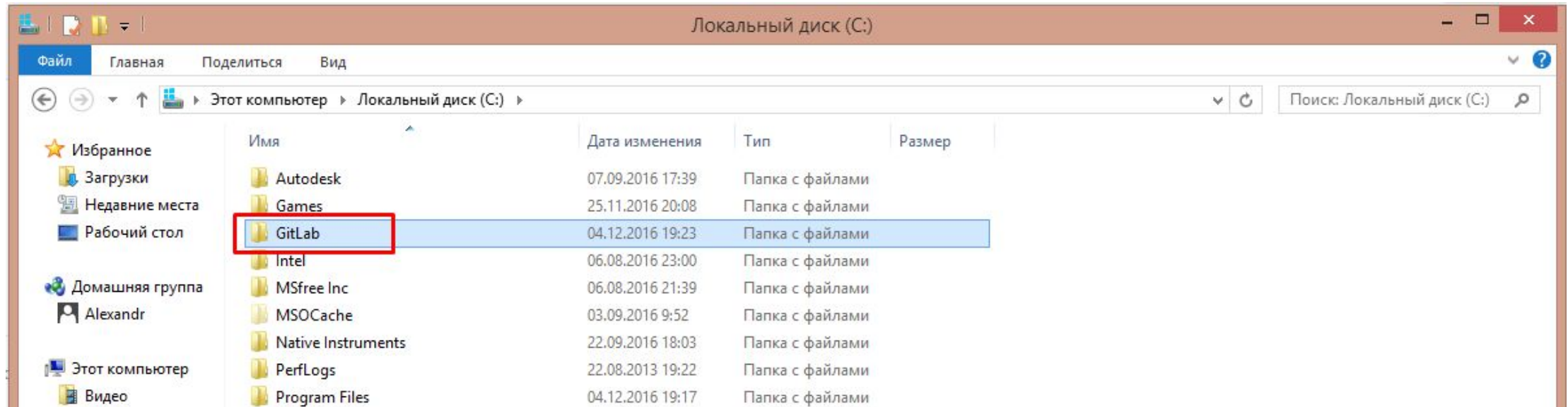
L Sorokin.Alexandr-group / labwork-01 ★ 0 🔒

Скопируйте URL репозитория (HTTP протокол, не SSH)

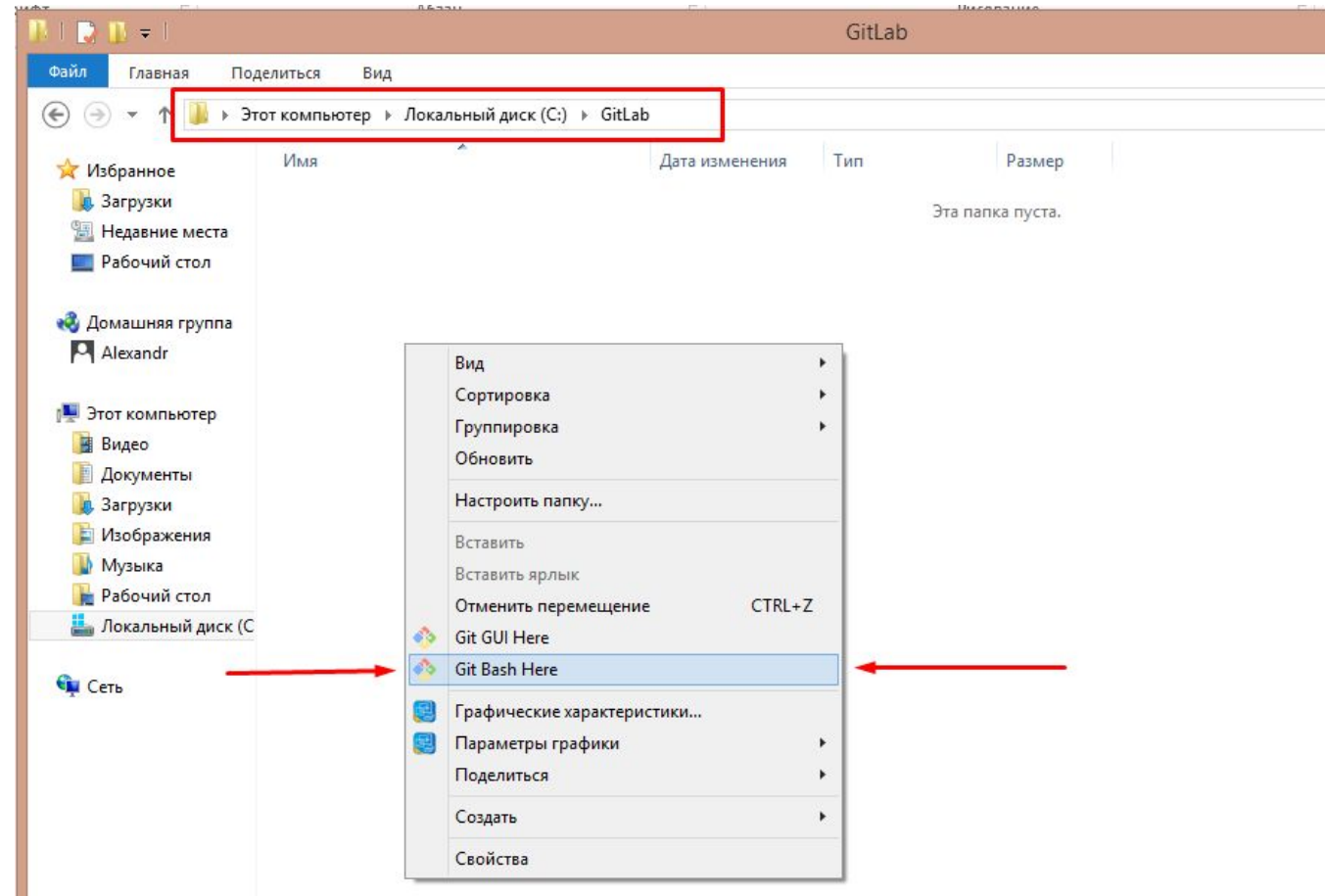


The screenshot shows the top navigation bar of a GitLab repository page. The navigation bar includes links for Project, Activity, Repository, Pipelines, Graphs, Issues (1), Merge Requests (1), Wiki, and Snippets. Below the navigation bar is a circular profile picture with the letter 'L'. The repository name 'LabWork-02' is displayed with a lock icon. Below the repository name are buttons for Star (0) and Fork (0). A red box highlights the HTTP URL 'http://gitlab.software-academy.r' and a copy icon. Two red arrows point to the copy icon.

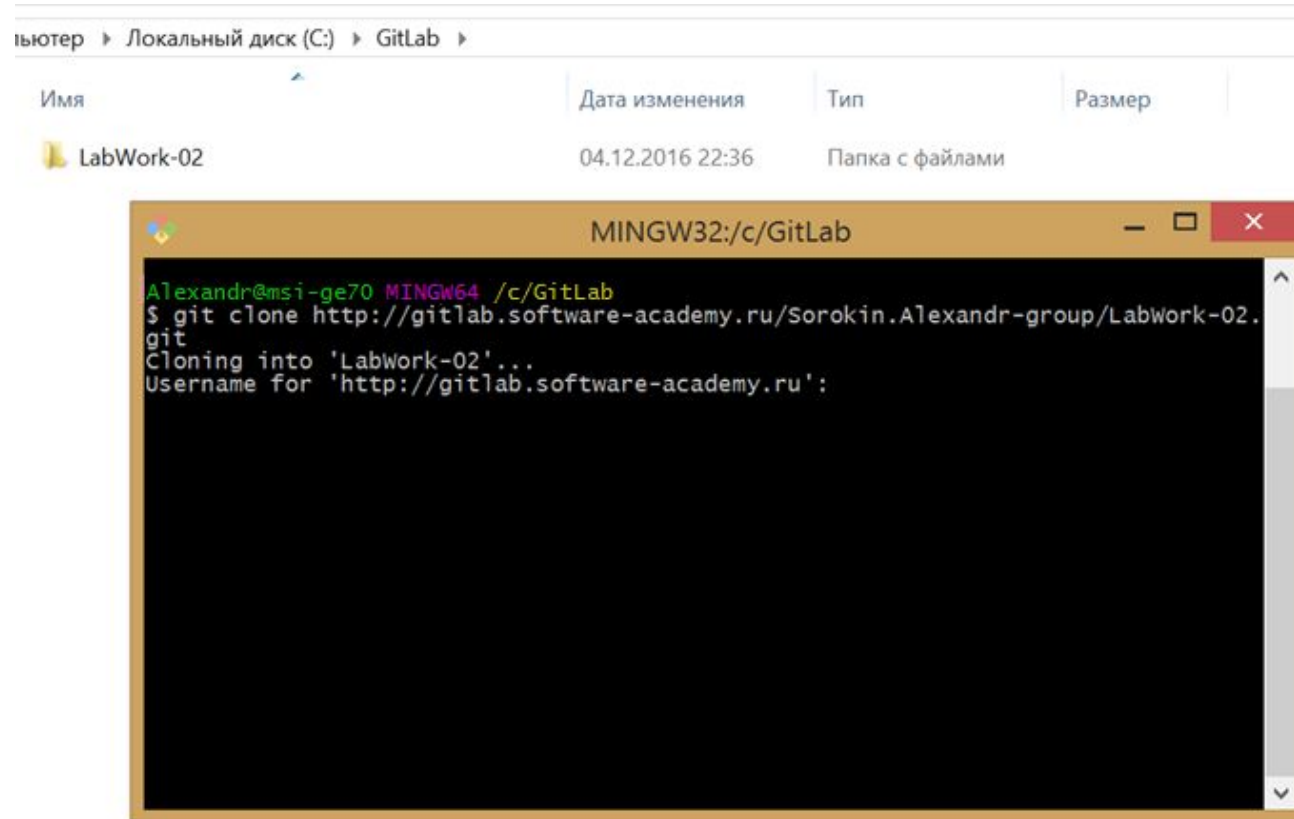
Создайте папку для лаб. работ



Откройте Git консоль в созданной папке



Введите `git clone %URL репозитория%`

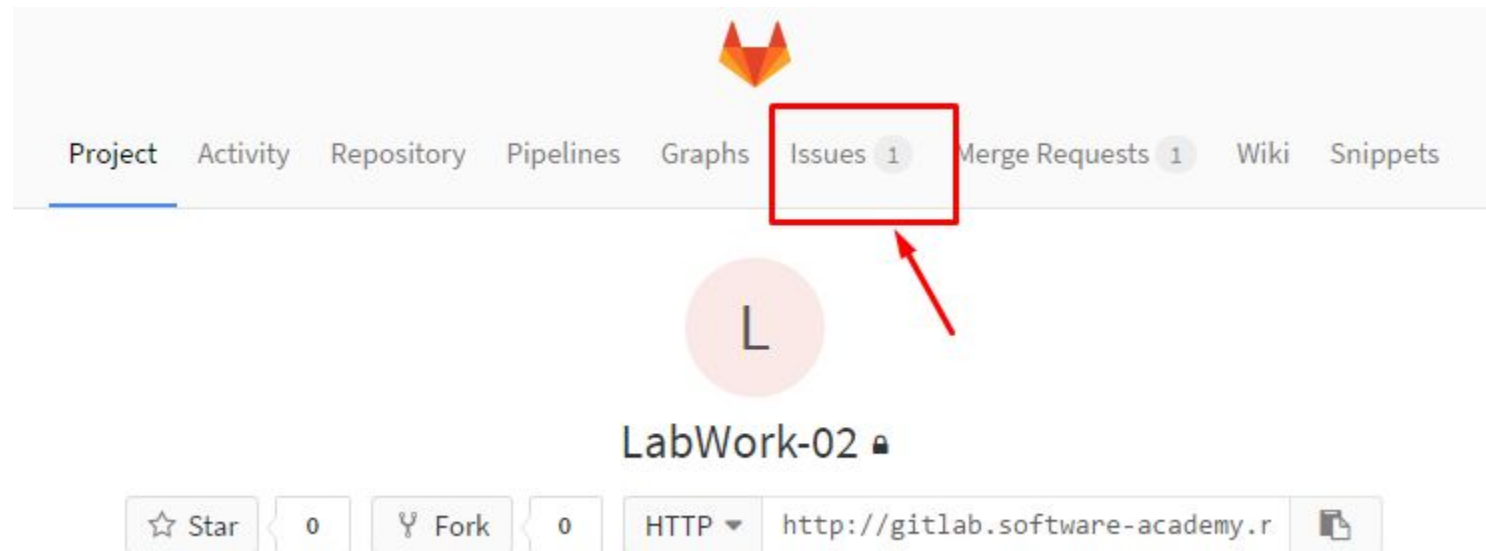


The image shows a Windows File Explorer window with the address bar set to 'Локальный диск (C:) > GitLab >'. Below the address bar is a table with columns 'Имя', 'Дата изменения', 'Тип', and 'Размер'. A single entry is visible: 'LabWork-02', '04.12.2016 22:36', 'Папка с файлами'. Overlaid on the bottom of the File Explorer is a terminal window titled 'MINGW32:/c/GitLab'. The terminal shows the following text:


```
Alexandr@msi-ge70 MINGW64 /c/GitLab
$ git clone http://gitlab.software-academy.ru/Sorokin.Alexandr-group/LabWork-02.git
Cloning into 'LabWork-02'...
Username for 'http://gitlab.software-academy.ru':
```

Потом введите логин и пароль от GitLab аккаунта

Перейдите в раздел Issues




Выберите задание

Work-02 ▾  This project


Project Activity Repository Pipelines Graphs **Issues 1** Merge Requests 1 Wiki Snippets

Issues Board Labels Milestones


Open 1 Closed 0 All 1  Filter by name ... [New Issue](#)

Author ▾ Assignee ▾ Milestone ▾ Label ▾ [Reset filters](#) Last created ▾


Laba2
#1 · opened 3 days ago by Elena Dzyuba

 0
updated 3 days ago

Прочитайте задание

ibwork-01 ▾ 

[Project](#) [Activity](#) [Repository](#) [Pipelines](#) [Graphs](#) [Issues](#) 1

[Open](#) **Issue #1** opened about a month ago by  **Elena Dzyuba**

Лабораторная работа 1 - Массивы


Написать программу вычисления средне-арифметического массива из N чисел.
Edited about a month ago

1 Related Branch

1-1

В Git консоли введите `git pull origin %ИМЯВЕТКИЗАДАНИЯ%`

Project Activity Repository Pipelines

[Open](#) Issue #1 opened about a month ago by  Elena Dzyuba

Лабораторная работа 1 - Массивы

Написать программу вычисления средне-арифметического массива из N чисел.
Edited about a month ago

1 Related Branch

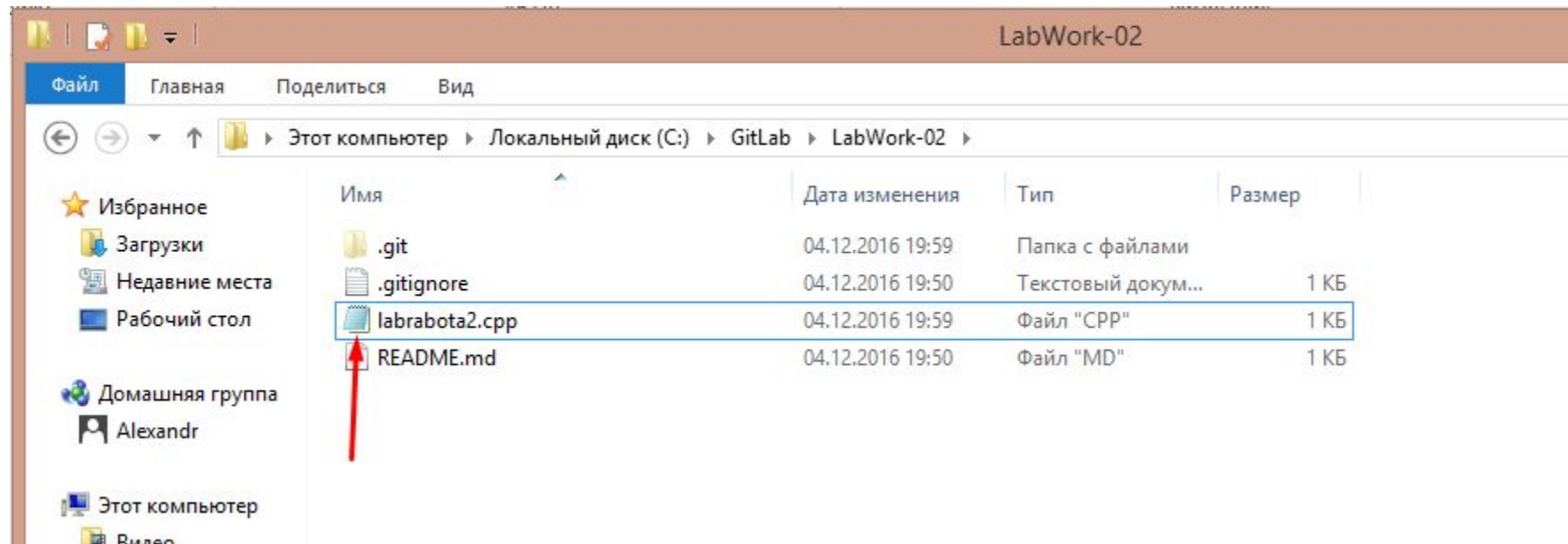
[1-1](#) ←

Дальше введите `git checkout %имяветкизадания%`

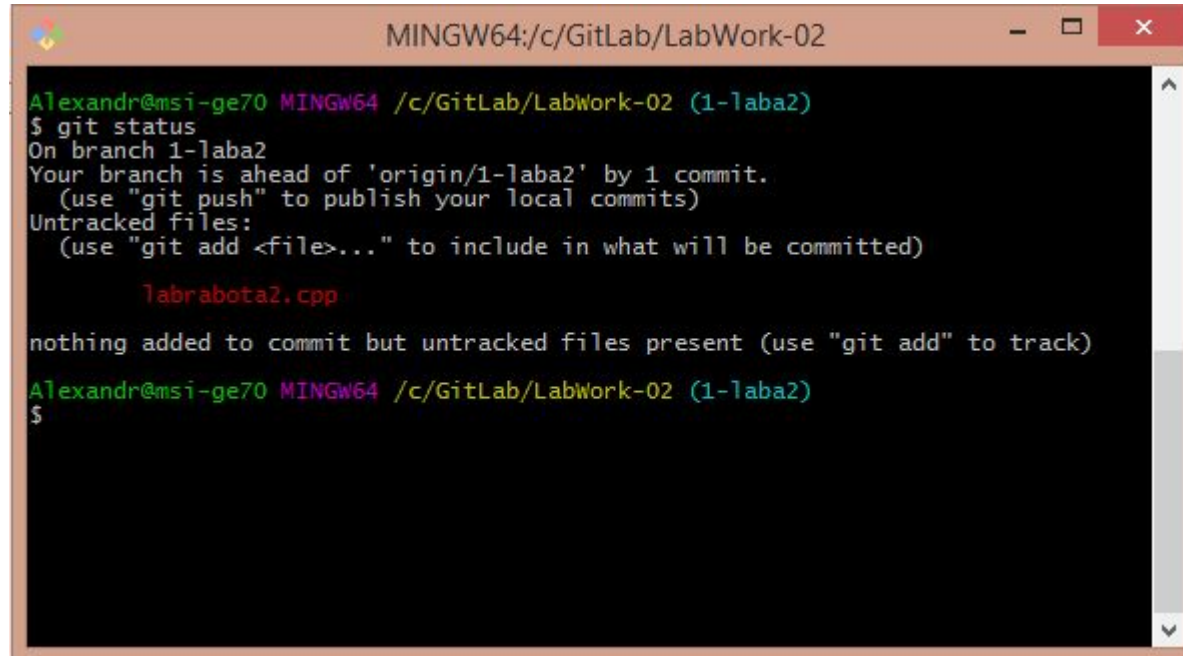


```
MINGW64:/c/GitLab/LabWork-02
Alexandr@msi-ge70 MINGW64 /c/GitLab/LabWork-02 (master)
$ git checkout 1-laba2
Switched to branch '1-laba2'
Your branch is up-to-date with 'origin/1-laba2'.
Alexandr@msi-ge70 MINGW64 /c/GitLab/LabWork-02 (1-laba2)
$
```

Напишите программу по заданию и перенесите файл с кодом в папку лабораторной работы



В Git консоли введите `git status`



```
MINGW64:/c/GitLab/LabWork-02
Alexandr@msi-ge70 MINGW64 /c/GitLab/LabWork-02 (1-laba2)
$ git status
On branch 1-laba2
Your branch is ahead of 'origin/1-laba2' by 1 commit.
  (use "git push" to publish your local commits)
Untracked files:
  (use "git add <file>..." to include in what will be committed)

       1abrabota2.cpp

nothing added to commit but untracked files present (use "git add" to track)
Alexandr@msi-ge70 MINGW64 /c/GitLab/LabWork-02 (1-laba2)
$
```

Файл с кодом должен быть в не отслеживаемых файлах

Введите `git add .` а ПОТОМ СНОВА `git status`



```
MINGW64:/c/GitLab/LabWork-02
Alexandr@msi-ge70 MINGW64 /c/GitLab/LabWork-02 (1-laba2)
$ git add .
Alexandr@msi-ge70 MINGW64 /c/GitLab/LabWork-02 (1-laba2)
$ git status
On branch 1-laba2
Your branch is ahead of 'origin/1-laba2' by 1 commit.
  (use "git push" to publish your local commits)
Changes to be committed:
  (use "git reset HEAD <file>..." to unstage)

        new file:   labrabota2.cpp
Alexandr@msi-ge70 MINGW64 /c/GitLab/LabWork-02 (1-laba2)
$
```

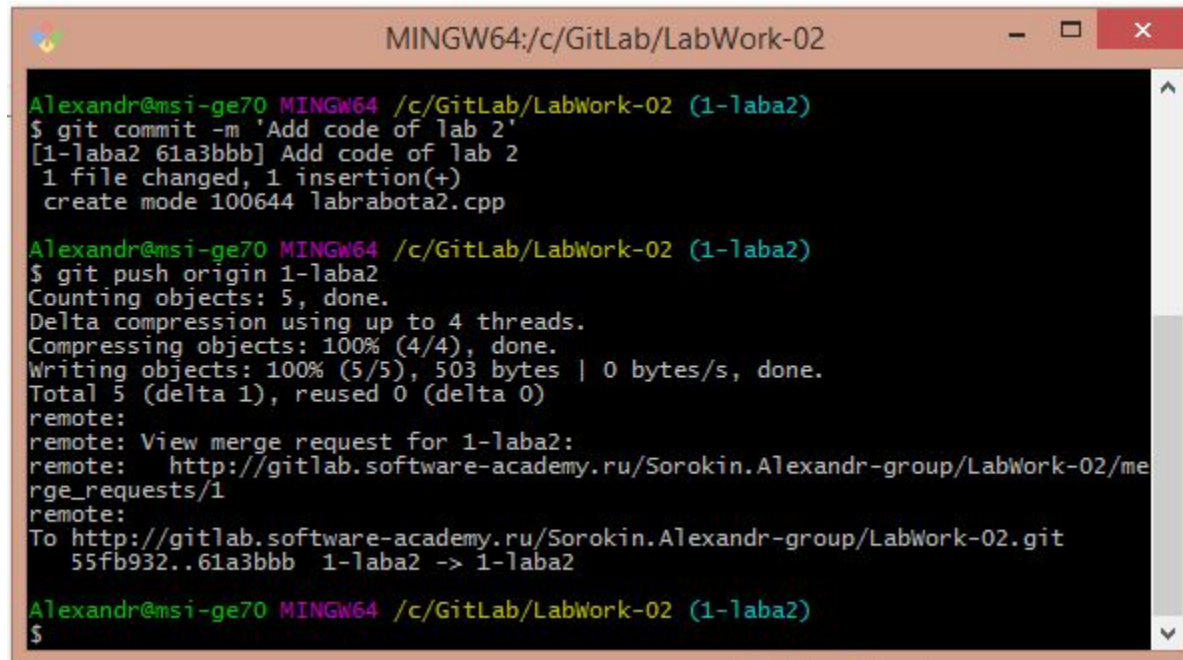
Вы добавили файл с кодом в индекс

Введите `git commit -m 'Комментарий к коммиту'`



```
MINGW64:/c/GitLab/LabWork-02
Alexandr@msi-ge70 MINGW64 /c/GitLab/LabWork-02 (1-laba2)
$ git commit -m 'Add code of lab 2'
[1-laba2 61a3bbb] Add code of lab 2
1 file changed, 1 insertion(+)
 create mode 100644 labrabota2.cpp
Alexandr@msi-ge70 MINGW64 /c/GitLab/LabWork-02 (1-laba2)
$
```

Чтобы загрузить Ваш коммит на GitLab введите `git push origin %имяветкизадания%`




```
MINGW64:/c/GitLab/LabWork-02

Alexandr@msi-ge70 MINGW64 /c/GitLab/LabWork-02 (1-laba2)
$ git commit -m 'Add code of lab 2'
[1-laba2 61a3bbb] Add code of lab 2
1 file changed, 1 insertion(+)
 create mode 100644 labrabota2.cpp

Alexandr@msi-ge70 MINGW64 /c/GitLab/LabWork-02 (1-laba2)
$ git push origin 1-laba2
Counting objects: 5, done.
Delta compression using up to 4 threads.
Compressing objects: 100% (4/4), done.
Writing objects: 100% (5/5), 503 bytes | 0 bytes/s, done.
Total 5 (delta 1), reused 0 (delta 0)
remote:
remote: View merge request for 1-laba2:
remote:   http://gitlab.software-academy.ru/Sorokin.Alexandr-group/LabWork-02/merge_requests/1
remote:
To http://gitlab.software-academy.ru/Sorokin.Alexandr-group/LabWork-02.git
   55fb932..61a3bbb 1-laba2 -> 1-laba2

Alexandr@msi-ge70 MINGW64 /c/GitLab/LabWork-02 (1-laba2)
$
```

После загрузки Вашего кода на GitLab, создайте Merge Request своей ветки на ветку Master



labwork-01 ▾  This project Se...

Project Activity Repository Pipelines Graphs Issues 1 Merge Requests 0 Wiki Snippets

New Merge Request



Ветка master → **Source branch**

Sorokin.Alexandr-group/labwork-01 ▾ master ▾

 Add Readme file
Sorokin Alexandr authored 17 days ago  64e67389

Target branch → Ветка задания

Sorokin.Alexandr-group/labwork-01 ▾ 1-1 ▾

 Fixes
Sorokin Alexandr authored 2 months ago  564de283

New Merge Request

From `master` into `1-1`

[Change branches](#)

Title

Master

Start the title with `WIP:` to prevent a **Work In Progress** merge request from being merged before it's ready.

Description

Write Preview

B *I* ” </> ☰ ☷ ☑ ✕

Write a comment or drag your files here...

Styling with Markdown and slash commands are supported

 Attach a file

Assignee

Select assignee

[Assign to me](#)

Milestone

Select milestone

Labels

No labels yet.

[Create new label](#)

Source branch

master

Target branch

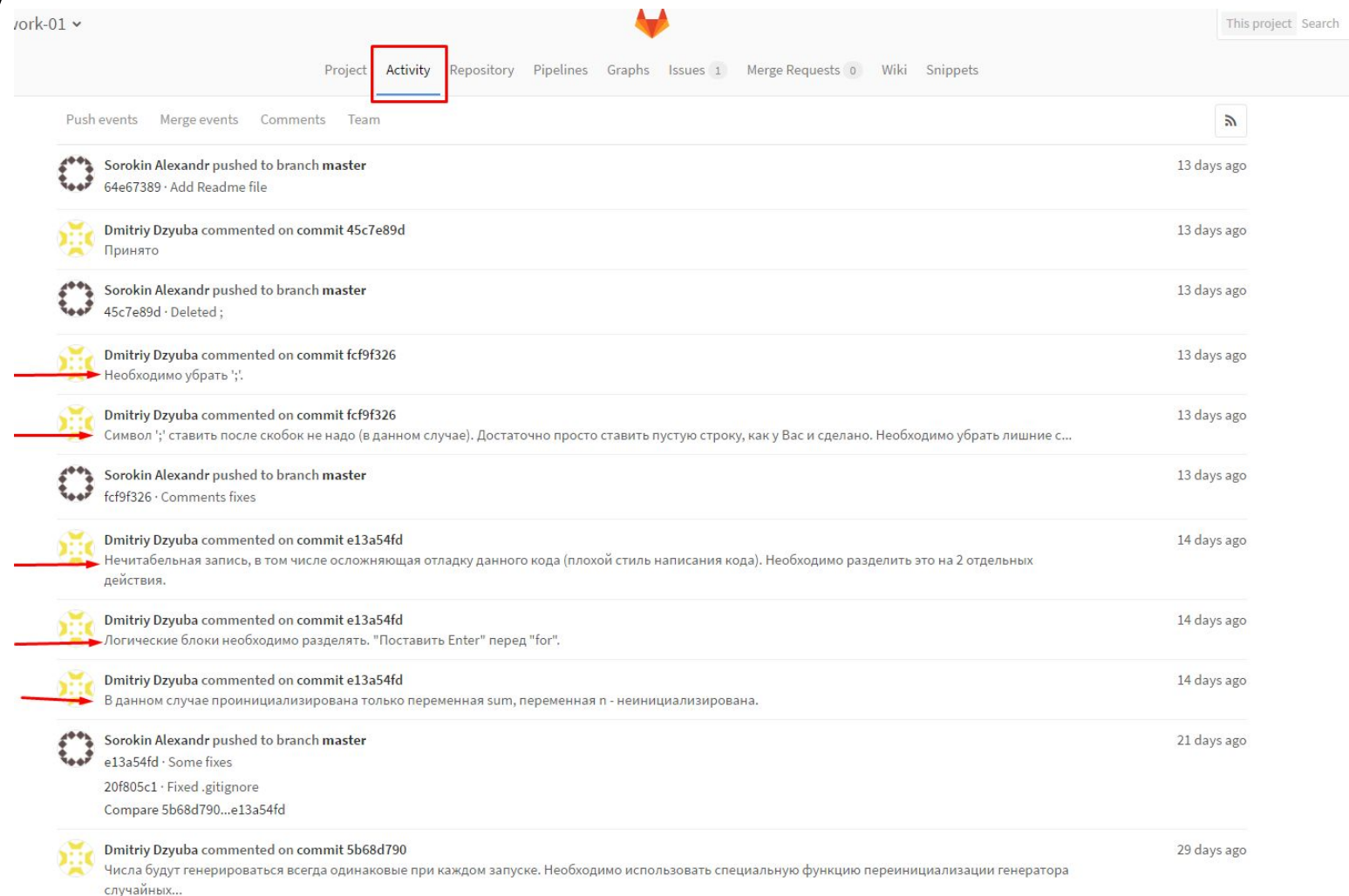
1-1

[Change branches](#)

Submit merge request

Cancel

Чтобы посмотреть комментарии к Вашим лабораторным работам, зайдите во вкладку Activity




The screenshot shows the 'Activity' tab of a project repository. The 'Activity' tab is highlighted with a red box. Below the navigation bar, there are several activity items, each with a red arrow pointing to the comment text:

- Sorokin Alexandr pushed to branch master** (13 days ago)
64e67389 · Add Readme file
- Dmitriy Dzyuba commented on commit 45c7e89d** (13 days ago)
Принято
- Sorokin Alexandr pushed to branch master** (13 days ago)
45c7e89d · Deleted ;
- Dmitriy Dzyuba commented on commit fcf9f326** (13 days ago)
Необходимо убрать ';
- Dmitriy Dzyuba commented on commit fcf9f326** (13 days ago)
Символ ';' ставить после скобок не надо (в данном случае). Достаточно просто ставить пустую строку, как у Вас и сделано. Необходимо убрать лишние с...
- Sorokin Alexandr pushed to branch master** (13 days ago)
fcf9f326 · Comments fixes
- Dmitriy Dzyuba commented on commit e13a54fd** (14 days ago)
Нечитабельная запись, в том числе осложняющая отладку данного кода (плохой стиль написания кода). Необходимо разделить это на 2 отдельных действия.
- Dmitriy Dzyuba commented on commit e13a54fd** (14 days ago)
Логические блоки необходимо разделять. "Поставить Enter" перед "for".
- Dmitriy Dzyuba commented on commit e13a54fd** (14 days ago)
В данном случае проинициализирована только переменная sum, переменная n - неинициализирована.
- Sorokin Alexandr pushed to branch master** (21 days ago)
e13a54fd · Some fixes
20f805c1 · Fixed .gitignore
Compare 5b68d790...e13a54fd
- Dmitriy Dzyuba commented on commit 5b68d790** (29 days ago)
Числа будут генерироваться всегда одинаковые при каждом запуске. Необходимо использовать специальную функцию переинициализации генератора случайных...


Нажав на хеш коммита, можно увидеть все откомментированные изменения

```
lab1.cpp View file @f9f32
```

```
... 8 @@ -8,8 +8,8 @@ using namespace std;
8
9 int main()
10 {
11 - setlocale(LC_ALL, "");
12 - int n, sum = 0;
11 + setlocale(LC_ALL, "Russian");
12 + int n = 0, sum = 0;
13 cout << " : \n";
14 cin >> n;
15 srand(time(NULL));
... 17 @@ -17,9 +17,11 @@ int main()
17 if (link_to_array == NULL) {
18 cout << 'Error';
19 return 0;
20 - }
20 + };
21 +
21 22 for (int i = 0; i < n; i++) {
22 - sum += link_to_array[i] = rand() % 100;
23 + link_to_array[i] = rand() % 100;
24 + sum += link_to_array[i];
23 25 cout << "\narray[" << i << "] = " << link_to_array[i];
24 26 };
25 27 cout << "\n = " << sum / n << "\n";
... 28
```

 Dmitriy Dzyuba @dmitriy.dzyuba commented 13 days ago Master 😊
Символ ';' ставить после скобок не надо (в данном случае). Достаточно просто ставить пустую строку, как у Вас и сделано. Необходимо убрать лишние символы ';;'

Reply...

 Dmitriy Dzyuba @dmitriy.dzyuba commented 13 days ago Master 😊
Необходимо убрать ';;'

Reply...

Теперь Ваш код на сервере GitLab!

Все интересующие Вас вопросы задавайте в обсуждения в группе

<https://vk.com/software.academy>

Не забудьте подтвердить свой Email в аккаунте на GitLab чтобы получать уведомления о комментариях.