

**2**

**Task 2. Study the advertisement.**

**Task 2. Study the advertisement.**

**You are considering starting breakdance lessons and now you'd like to get more information. In 1.5 minutes you are to ask five direct questions to find out about the following:**

- 1) tuition fee
- 2) course location
- 3) duration of the course
- 4) special clothes
- 5) evening classes

**You have 20 seconds to ask each question.**

**Welcome to our school of breakdance!**



**2**

**Task 2. Ask five direct questions to find out the following:**

**1) tuition fee**

**You have 20 seconds.**

Task 2. Study the advertisement.

You are considering starting breakdance lessons and now you'd like to get more information. In 1.5 minutes you are to ask five direct questions to find out about the following:

- 1) tuition fee
- 2) course location
- 3) duration of the course
- 4) special clothes
- 5) evening classes

You have 20 seconds to ask each question.

Welcome to our school of breakdance!



**End answer**

**2**

**Task 2. Ask five direct questions to find out the following:**

**2) course location**

**You have 20 seconds.**

Task 2. Study the advertisement.

You are considering starting breakdance lessons and now you'd like to get more information. In 1.5 minutes you are to ask five direct questions to find out about the following:

- 1) tuition fee
- 2) course location
- 3) duration of the course
- 4) special clothes
- 5) evening classes

You have 20 seconds to ask each question.

Welcome to our school of breakdance!



**End answer**

**2**

**Task 2. Ask five direct questions to find out the following:**

**3) duration of the course**

**You have 20 seconds.**

Task 2. Study the advertisement.

You are considering starting breakdance lessons and now you'd like to get more information. In 1.5 minutes you are to ask five direct questions to find out about the following:

- 1) tuition fee
- 2) course location
- 3) duration of the course
- 4) special clothes
- 5) evening classes

You have 20 seconds to ask each question.

Welcome to our school of breakdance!



**End answer**

**2**

**Task 2. Ask five direct questions to find out the following:**

**4) special clothes**

**You have 20 seconds.**

Task 2. Study the advertisement.

You are considering starting breakdance lessons and now you'd like to get more information. In 1.5 minutes you are to ask five direct questions to find out about the following:

- 1) tuition fee
- 2) course location
- 3) duration of the course
- 4) special clothes
- 5) evening classes

You have 20 seconds to ask each question.

Welcome to our school of breakdance!



**End answer**

**2**

**Task 2. Ask five direct questions to find out the following:**

**5) evening classes**

**You have 20 seconds.**

Task 2. Study the advertisement.

You are considering starting breakdance lessons and now you'd like to get more information. In 1.5 minutes you are to ask five direct questions to find out about the following:

- 1) tuition fee
- 2) course location
- 3) duration of the course
- 4) special clothes
- 5) evening classes

You have 20 seconds to ask each question.

Welcome to our school of breakdance!



**End answer**

**3**

**Task 3. Imagine that while attending a musical festival abroad you took some photos. Choose one photo to present to your friend.**



**You will have to start speaking in 2 minutes and will speak for not more than 2 minutes. In your talk remember to speak about:**

- when you took the photo
- what/who is in the photo
- what is happening
- why you keep the photo
- why you decided to show the picture to your friend

**You have to talk continuously, starting with I've chosen photo number**



**3** Task 3 . Imagine that while travelling during your holidays you took some photos.  
Choose one photo to present to your friend.



**1**

**2**

**3**

**Choose the photo**



**3** Task 3. Start speaking and speak for not more than 2 minutes



**In your talk remember to speak about:**

when you took the photo

what/who is in the photo

what is happening

why you keep the photo

why you decided to show the picture to your friend

End answer

**4** Task 4. Study the two photographs. In 2 minutes be ready to compare and contrast the photographs:


- give a brief description of the photos (action, location)
- say what the pictures have in common
- say in what way the pictures are different
- say which style you prefer
- explain why

**You will speak for not more than 2 minutes. You have to talk continuously.**

1.



2.




**4 Task 4. Compare and contrast the photographs:**


- give a brief description of the photos (action, location)
- say what the pictures have in common
- say in what way the pictures are different
- say which style you prefer
- explain why

**You will speak for not more than 2 minutes. You have to talk continuously.**

1.



2.



End answer

TEST OVER  
THANK YOU

**3** Task 3. Start speaking and speak for not more than 2 minutes



**In your talk remember to speak about:**

when you took the photo

what/who is in the photo

what is happening

why you keep the photo

why you decided to show the picture to your friend


End answer

**4** Task 4. Study the two photographs. In 2 minutes be ready to compare and contrast the photographs:


- give a brief description of the photos (action, location)
- say what the pictures have in common
- say in what way the pictures are different
- say which style you prefer
- explain why

**You will speak for not more than 2 minutes. You have to talk continuously.**

1.



2.




**4 Task 4. Compare and contrast the photographs:**


- give a brief description of the photos (action, location)
- say what the pictures have in common
- say in what way the pictures are different
- say which style you prefer
- explain why

**You will speak for not more than 2 minutes. You have to talk continuously.**

1.



2.



End answer

TEST OVER  
THANK YOU



**3** Task 3. Start speaking and speak for not more than 2 minutes



**In your talk remember to speak about:**

- when you took the photo
- what/who is in the photo
- what is happening
- why you keep the photo
- why you decided to show the picture to your friend

End answer

**4** Task 4. Study the two photographs. In 2 minutes be ready to compare and contrast the photographs:


- give a brief description of the photos (action, location)
- say what the pictures have in common
- say in what way the pictures are different
- say which style you prefer
- explain why

**You will speak for not more than 2 minutes. You have to talk continuously.**

1.



2.




**4 Task 4. Compare and contrast the photographs:**


- give a brief description of the photos (action, location)
- say what the pictures have in common
- say in what way the pictures are different
- say which style you prefer
- explain why

**You will speak for not more than 2 minutes. You have to talk continuously.**

1.



2.



End answer

TEST OVER  
THANK YOU