



What can you see on this picture?





My room




Сегодня на уроке мы...



- повторим слова по теме «Мой дом»;
- повторим грамматическое правило «Предложения с конструкциями **there is/are** »;
- повторим предлоги места;
- попытаемся описать комнаты.

What rooms are there in your flat?



The kind of the room

A bedroom



A living room



A hall



a kitchen



A bathroom



Read the words

[u:] room, bathroom,
bedroom, living room

[ɔ:] wall, hall, floor, door

[a:] carpet, armchair

[tʃ]- kitchen, chair,
armchair



Complete the sentences.

We watch TV in the

We sleep in the

We cook in the

We wash in the



Предлоги места

АНГЛИЙСКИЕ ПРЕДЛОГИ МЕСТА



in



on



at



behind



on the right



under



on the left

Where is...?



Example: The ball is under the table.

Play-time


**Are you tired?
Stand up, please,
and do our
exercises.**



**Let's work in a
group!**



Which room is an odd room?



Choose between is/are

1. There _ a table on the floor.
2. There _ pictures and shelf with books on the wall.
3. _ there a lamp in the bedroom?
4. There _ a fireplace, an armchair and a carpet in the living room.
5. There _ four chairs near the table.
6. There _ a sofa in the living room.



KEYS



1. There **is** a table on the floor.
2. There **are** pictures and shelf with books on the wall.
3. **Is** there a lamp in the bedroom?
4. There **is** a fireplace, an armchair and a carpet in the living room.
5. There **are** four chairs near the table.
6. There **is** a sofa in the living room.

Home task



Раскрасить рисунок комнаты и описать её.



