

Web Telex Release System

User Manual



LATEST
NEWS

more news



+ **Yang Ming**
Marine Transport
Corp



+ **Kuang Ming**
Shipping Corp



+ **YES** Logistics Corp



+ **Kao Ming**
Container Terminal
Corp



+ **YMCF** 陽明海運
文化基金會
Yang Ming Cultural Foundation
+ **OCAM** 明道洋
文化藝術館
YMI Overseas Culture & Art Museum

Version 1.2/ICBS

Version History

Version	Chapter	Page	Reason	Date
1.0	Initial Version	-	-	2010/01/13
1.1	Functions of Telex Release Fee	P.75 - 94	Added	2013/09/25
1.2	Clarify Cargo Status Functions of Telex Release Fee	P. 24, P. 56 - 59 P.66 - 68 P. 87 - 107	Added Revised	2015/05/19

https://as2.yangming.com/ilis/index_v2.htm

(User name and password are the same as ILIS system.)

YANG MING

ILIS

Integrated Line Information system

MemberLogin

USER NAME

PASSWORD

World Time

INTEGRATED LINE
INFORMATION SYSTEM



Web Module


- ⊕ Dangerous Cargo Management System
- ⊕ Freight Rate and Tariff
- ⊕ Cargo Operation Center
- ⊕ Container Security Initiative
- ⊕ Feeder Schedule
- ⊕ 3rd Place Payment
- ⊖ **Telex Release**
- ⚡ Telex Release **Click here**
- ⚡ Logout

WELCOME TO
YANG MING **ILIS**
OUR MISSION & VISION
TEAMWORK, INNOVATION, HONESTY, PROFESSIONISM



Welcome To YANG MING ILIS System

Web Telex Release System

網址 (D)  http://202.39.255.208:8080/TelexReleaseXP/tbxr

August 2008

S M T W T F S

-	-	-	-	-	1	2
3	4	5	6	7	8	9
10	11	12	13	14	15	16
17	18	19	20	21	22	23
24	25	26	27	28	29	30
31	-	-	-	-	-	-

10:26:11 AM



EMMACHOU

Office : CPO

Agent : TWYML

Division : ICBS



Telex Release Menu



Workspace



Address Book



User Maintenance



Agent Setting



System
Version 1.00 release 2
Version 2.00 release 2









Telex Release System



If you want to log in Telex Release system, you must be:

1. **ILIS user.** (with Documentation (local) function)
2. **The role of Local manager or Normal user in Telex Release system.**

Index

	User role	
	authority.....	P.8-11
	Introduce the function program on	
	Workspace.....	P.12-24
	Q & A for the function program on	
	Workspace.....	P.25-68
	Introduce the function program on Address	
	book.....	P.69-71



User role authority



- ◆ **According to working procedure, there are mainly three kinds of users role related with export/import agents and ICBS could use this system. So they can be defined as below:**

- 1. Local manager (export/import)**
- 2. Normal user (export/import)**
- 3. Administrator (ICBS)**

The chief assignment of the role

ICBS =>

- a. The role is to set and manage the role and authority of all agents.






























































Local manager =>

- a. The role is to maintain Normal User e-mail list
- b. **How to be this role:** Agents have to inform ICBS the designated user ID, then ICBS will set it accordingly.
- c. Once there is job rotation, agents have to inform ICBS to maintain new Local Manager.

Normal user =>

- a. The role is to handle the Telex Release practice.
- b. **How to be this role:** Local manager is authorized to set local user as “Normal user”.

✚ Telex Release menu related to Administrator\ Local Manager\Normal user are as follows.

ADMINISTRATOR(ICBS)	LOCAL MANAGER	NORMAL USER
<ul style="list-style-type: none">  <u>Telex Release Menu</u>   <u>Workspace</u> <ul style="list-style-type: none">  <u>New Release</u>  <u>New Release(AFSYS)</u>  <u>Pending Release</u>  <u>Release Query</u>  <u>Global Query</u>  <u>Resend Email</u>  <u>Query/Revise TLX fee</u>  <u>Clarify Cargo Status</u>   <u>Address Book</u> <ul style="list-style-type: none">  <u>New Group</u>  <u>Group Editing</u>   <u>User Maintenance</u> <ul style="list-style-type: none">  <u>New User</u>  <u>User Editing</u>   <u>ADM Maintenance</u> <ul style="list-style-type: none">  <u>New Loc Exception</u>  <u>Loc Expt Editing</u>   <u>Agent Setting</u> <ul style="list-style-type: none">  <u>New Agent</u>  <u>Edit Agent</u> 	<ul style="list-style-type: none">  <u>Telex Release Menu</u>   <u>Workspace</u> <ul style="list-style-type: none">  <u>New Release</u>  <u>Pending Release</u>  <u>Release Query</u>  <u>Global Query</u>  <u>Resend Email</u>  <u>Query/Revise TLX fee</u>  <u>Clarify Cargo Status</u>   <u>Address Book</u> <ul style="list-style-type: none">  <u>New Group</u>  <u>Group Editing</u>   <u>User Maintenance</u> <ul style="list-style-type: none">  <u>New User</u>  <u>User Editing</u> 	<ul style="list-style-type: none">  <u>Telex Release Menu</u>   <u>Workspace</u> <ul style="list-style-type: none">  <u>New Release</u>  <u>Pending Release</u>  <u>Release Query</u>  <u>Global Query</u>  <u>Resend Email</u>  <u>Query/Revise TLX fee</u>  <u>Clarify Cargo Status</u>   <u>Address Book</u> <ul style="list-style-type: none">  <u>New Group</u>  <u>Group Editing</u> 

Introduce the function on workspace



Workspace

❖ New Release



❖ Pending Release



❖ Release Query



❖ Global Query



❖ Resend Email



❖ Clarify Cargo Status



◆ New Release

- This program is full function program that create one telex release B/L or several ones with a release number.
- Query B/L basis information according to specific conditions such as B/L No.、 Voyage 、 Vessel name 、 Common voyage 、 Place of receipt 、 Port of Loading 、 Port of Discharging、 Place of delivery and Consignee .
- After querying by the B/L number or other conditions, the B/L basis information will be extracted from CIS file in HQ system. However, if the user want to create Telex Release before transmitting the CIS file, the user has to input the B/L data manually in this system.

In addition, there is the function related to Sending Email on New Release.

Email function:

- Providing the query conditions such as User ID、Country、Office、Email Address、Department and so on.

- Providing the Email functions of “Add Email List” and “Remove”.

◆ Pending Release

- Once telex release B/L is pending (got Release Seq. No., but not send mail yet), export agent can edit/send pending telex release on this program.
- Query B/L basis information according to specific conditions such as Release Seq. No.、 B/L No.、 Consignee、 Voyage、 Vessel Name、 POR Country、 POD Country.

◆ Release Query

□ Query Telex Release B/L basis history according to specific conditions such as Release Seq no., B/L no., Current Status , Consignee, Voyage, Vessel Name, POR , POD, LPORT , DPORT & Created user and so on.

□ 【Release Status】:

1. **All ACTIVE**: New Release Issued , Cargo Released , Cancel Request Issued , Cancel Request Locked , New Release Locked
2. **Release Cancelled , Release Deleted**

[Web Telex Release -- Query]

B/L No. :	<input type="text"/>	Release Seq No.:	<input type="text"/>	Current Status:	- ALL ACTIVE -
Voyage :	<input type="text"/>	Vessel Name:	<input type="text"/>	Consignee:	- ALL ACTIVE -
POR:	<input type="text"/>	POD:	<input type="text"/>	Created User:	NEW RELEASE ISSUED
POL:	<input type="text"/>	From :(YYYYMMDD)	<input type="text"/>	To :(YYYYMMDD)	CARGO RELEASED
<input type="button" value="Query"/>					CANCEL REQUEST ISSUED
					CANCEL REQUEST LOCKED
					NEW RELEASE LOCKED
					RELEASE CANCELLED
					RELEASE DELETED

- Providing the function program of 【Delete New】、
【Lock】、【Un-Lock】、【Request Cancel】、
【Confirm Cancel】、【Reject Cancel】、
【Confirm Release】

Action-Status Correspondence Chart

Action	Status
ADD NEW	NEW RELEASE ISSUED
CONFIRM RELEASE	CARGO RELEASED
REQUEST CANCEL	CANCEL REQUEST ISSUED
CONFIRM CANCEL	RELEASE CANCELLED
REJECT CANCEL (Reject type: Others)	NEW RELEASE ISSUED
REJECT CANCEL (Reject type: Released)	CARGO RELEASED
LOCK (After Add New)	NEW RELEASE LOCKED
LOCK (After Request Cancel)	CANCEL REQUEST LOCKED
DELETED NEW	RELEASE DELETED

STATUS	Sender (Export Agent)	Receiver (Import Agent)	ADM (ICBS)
NEWRLS	1. LOCK 2. REQUEST CANCEL	1. LOCK 2. CONFIRM RELEASE	1. REQUEST CANCEL 2. DELETE NEW
CNLRQS	X	1. REJECT CANCEL 2. CONFIRM CANCEL	LOCK
CNLLCK	UNLOCK (Local manager only)	UNLOCK (Local manager only)	UNLOCK
NEWLCK	UNLOCK (Local manager only)	UNLOCK (Local manager only)	UNLOCK

Action Instruction

Confirm Release:

Import agent can access this function to give the release confirmation to the export agent.

Request Cancel:

Export agent can access this function to create a request “withdraw Telex Release”.

And then wait for the confirmation “Confirm Cancel” or “Reject Cancel” from import agent.

Confirm Cancel:

Import agent can access this function to confirm the request “withdraw Telex Release”.

Reject Cancel:

Import agent can access this function to reject the request “withdraw Telex Release”.

Lock:

Export agent/Import agent can access this function to request to lock Telex Release practice.

Unlock:

ICBS or Local manager of Export agent/Import agent can access this function to remove²¹

◆ Global query

- Query Telex Release B/L basis history according to specific conditions such as Release Seq no., B/L no., Current Status , Consignee, Voyage, Vessel Name, POR , POD, LPORT , DPORT & Created user and so on.
- Under this function, users can view all the B/Ls only but can't do any other actions.

◆ Resend Email

- Providing the query conditions such as B/L No.、
Release Seq. No、 Action、 Mail Subject.
- Providing the full function program of “Email Resend”.

◆ Clarify Cargo Status

- Providing the query conditions such as B/L No., Confirm Status, Date
- Once export agent send Clarification telex release request auto mail to import agent, import agent have to query B/L via this function to clarify whether this shipment has been released or not and update status timely.
- Under this function, users also can view all B/Ls which have been clarified already.

Q & A for the function program on Workspace





For export agent:

- ❖ 1. How to create new Telex Release?
- ❖ 2. How to create several New Telex Release with the same Release Seq. no.?
- ❖ 3. How to do “send email” on Pending Release?
- ❖ 4. How to withdraw Telex Release (Condition: After got the Release No. but not Send Email yet)?
- ❖ 5. How to withdraw Telex Release (Condition: After got Release Seq No. and Sent Email)?
- ❖ 6. If import agent don't receive the New Telex Release auto mail, how to resend Email to import agent?
- ❖ 7. If container status reported as “FC”(Full to consignee), how to send the clarification mail of shipment status to import agent?



For import agent:

- ❖ **1. After receiving “Withdraw Telex Release” auto mail, what should import agent follow up?**
- ❖ **2. After import agent received the New Telex Release auto mail, how to give the confirmation to the sender?**
- ❖ **3. After import agent received “Clarification” auto mail, what should import agent follow up?**

❖ **Export agent=>**

How to create New Telex Release?

Function : New Release

Step1: Input B/L No.

Step2: Click “Query from CIS” (Please see next page)

😊 **“ATTENTION”**: After completing step 1 and 2, the system will retrieve the B/L data from CIS database. In case the user want to create new telex release before CIS file transmission, the user has to fill in the columns with the correct B/L data manually. Then, please go to proceed step 3.

[Web Telex Release -- New]

B/L No.	Voyage	Vessel Name	Common Voyage	Place of Receipt	Loading Port	Discharging Port	Place of Delivery
M570008104	AME843E	YM PLUM	62E	SAJED	SAJED	HKHKG	HKHKG

Query from CIS (Consignee)

BENTA ENTERPRISES LTD. FLAT 1013
SINCERE HOUSE 83 ARGYLE S
TREET, KOWLOON
HONGKONG

Remark
You can input the remark or note in this column. (ex. container quantity, lost B/L...)

New Release No. Same Release No.



The B/L has been automatically retrieved from CIS.

Step3: Click “New Release No.”(Then you will get the Release No.)

Step4: Click “Send Email” (Please see the next page)

😊 **“ATTENTION”**:Once there is the wording “To order” in the Consignee content, system will show you the warning message to check if this B/L is **TO ORDER B/L**. Please change the actual consignee on Consignee column before click [New Release No.]. After change, the sender and receiver can check the actual consignee and original consignee in CIS for this B/L under Release Query Function.

😊 **“ATTENTION”**:System would double check the issue country of selected B/L by 2-4 digit numbering code of B/L no. and the user’s country, If inconsistency, system will show you the warning message “the issue country of this BL is not the same as yours” to check again.

Web Telex Release -- New

B/L No.	Voyage	Vessel Name	Common Voyage	Place of Receipt	Loading Port	Discharging Port	Place of Delivery
Query from CIS							
Consignee				Remark			
<div style="border: 1px solid gray; height: 20px;"></div>							
<div style="border: 1px solid gray; height: 20px;"></div>							
3. New Release No. Same Release No.							

*** Please click "Send Email" before creating next new Release No. Or use "Pending Release" to send Email.

Release No.	B/L No.	Voyage	Vessel Name	Common Voyage	Place of Receipt	Loading Port	Discharging Port	Place of Delivery	Consignee	Remark
→ TWCP000110	M570008104	AME843E	YM PLUM	62E	SAJED	SAJED	HKHKG	HKHKG	BENTA ENTERPRISES LTD, FLAT 1013 SINCERE HOUSE 83 ARGYLE S TREET, KOWLOON HONGKONG	

Send Email

4.

Step 5: After step 4 (Send Email), system will show you “Check Points”. Please check the following points.

Step 6: Click “Send”.
(Then, please see the next page)

Check Points -- 網頁對話

Before sending the email, please check the following points :

Loading Port or 3rd place agent	1	Confirm that full set of original bills of lading with properly endorsed (if appropriate) have been surrendered.
	2	Confirm that all charges incurred at your side have been collected.
	3	Confirm that the LOI should be submitted by shipper. As for "To order" type B/L, the details of designated consignee should be also submitted by shipper.
	4	After completing all above-mentioned procedures, the loading port agent or 3rd place agent could notify the discharging port or destination agent to release the subject cargo to the designated consignee.
	5	Original B/L, LOI and related documents should be kept in agent for at least two years.

Send

😊 After click “Send”.

The user can search the receiver by either of “Contact ID” or “Contact Group”.

**In order to simplify the receiver selection, we did some fine-tune to the email function for Contact Id. the system will automatically check the delivery place and directly list the users under the delivery country. After that, the sender need to select both of the City-Base and Office-Dept conditions to find the proper imp receiver.

By “Contact ID”:

1. Query by the grouping function “Country”->“City Base”->“Office – Dept”
- 2.【Query】
3. Remove the user if necessary
4. Add shipper’s Email if necessary
- 5.【Send】

Email Receiver Maintenance List

Select Type : Contact Group Contact Id

Country : City Base : Office - Dept :

[Email List]

User ID	Department	Office	Country	Email Address	
ANDYWONG	Inbound	Hong Kong	HK	imp@yml.com.hk	<input type="button" value="Remove"/>
AGNESLAM	Inbound	Hong Kong	HK	imp@yml.com.hk	<input type="button" value="Remove"/>
ALEXNG	Inbound	Hong Kong	HK	imp@yml.com.hk	<input type="button" value="Remove"/>

Shipper's Email (for external use only) :
Note: If more than one email address, please separate by ;

Free text which is named "Shipper's Email":

Users can input shipper's Email in this free text, in the meantime, it's only for external use. It means that even if the customer will receive the Telex Release auto mail, he is not allowed to log in Web Telex Release system. Besides, this free text will be shown after users choose the email receivers and "Add to Email List".

[Special note 1]

- If the delivery place is **USXXX**, the email receiver will be automatically assigned by the system. The sender is unnecessary to select USA receiver on your own judgment.



[Note]

The USA email receiver table is maintained by USA **ITBP**, if any problem, please request ITBP to check the table and update it without failure.

[Special note 2]

- If the email address format is incorrect and the mail can't be sent out via mail server, the error below will be showed. When users see this error message, that means this mail's **NOT** been sent. Users have to go to [Resend] function to do resend.



[Special note 2]

- Besides, Users can click B/L no. under [Resend] function (copy 1) to check email address of all receivers (copy 2).

(Copy 1)

[Web Telex Release -- Resend]

Release Seq No.: B/L No.: Action:

Mail Subject:

[Click B/L No. to view detail information]

Mail ID	Release Seq No.	B/L No.	Mail Subject	Action	Release Status	Date
18542	AEDXB00138	Z580031337	***NEW***Telex Release	ADD NEW	NEW RELEASE ISSUED	2009/01/13 13:50:30

Click here

(Copy 2)

Web Telex Release -- Resend - Windows Internet Explorer

Receivers of Mail ID: 675

Receiver ID	Receiver Email Address
Y-SAKATA	carollee@yml.com.tw

All receiver Email Addresses

Abc company bca@yml.com.tw; wllou@yml.com.tw; carollee@yml.com.tw;

B/L No.: D44454544

incorrect email address format

Action	Release Status	Date	Created User
ADD NEW	NEW RELEASE ISSUED	2009/01/13 13:58:20	CAROLLEE

By Contact Group (Please edit "New Group" first)

- 1. Select [Group name]
- 2. [Tick]
- 3. [Send]

The screenshot shows a web interface titled "Email Receiver Maintenance List". At the top, there is a "Select Type" section with two radio buttons: "Contact Group" (which is selected and highlighted with a purple box and labeled "1.") and "Contact Id". Below this is a table with three rows. The first row has a checked checkbox (labeled "2.") in the first column, "57" in the "Group ID" column, and "123" in the "Group Name" column. The second row has an unchecked checkbox, "56" in "Group ID", and "KR" in "Group Name". The third row has an unchecked checkbox, "59" in "Group ID", and "Taiwan" in "Group Name". A "Send" button is located at the bottom right, highlighted with a purple box and labeled "3.".

	Group ID	Group Name
<input checked="" type="checkbox"/>	57	123
<input type="checkbox"/>	56	KR
<input type="checkbox"/>	59	Taiwan

In addition, you can click "Group ID" to view selected group details.

This screenshot shows the same "Email Receiver Maintenance List" interface. The "Contact Group" radio button is selected. The table is identical to the previous screenshot. A mouse cursor is hovering over the "59" in the "Group ID" column of the third row, with a purple arrow pointing down to a text box that says "Click to view group detail.". A "Send" button is visible at the bottom right. Below the table, there is a section titled "[Group Id : 59]" which contains a detailed table of user information.

User ID	Department	Office	Country	Email Address
GRACELU	TTDC	TPE	TW	anniewu@ymf.com.tw

◆ Export agent=>

How to create several New Telex Release
with the same Release Seq. no.?

Function: New Release

(Must be same delivery)

Step1 – input B/L No.

Step2 – Query from CIS

Step3 – New Release no. (Then, please see next page)

Web Telex Release -- New

B/L No.	Voyage	Vessel Name	Common Voyage	Place of Receipt	Loading Port	Discharging Port	Place of Delivery
M570008115							

1. B/L No. (circled)

2. Query from CIS (circled)

Consignee: _____ Remark: _____

3. New Release No. (circled) Same Release No.

*** Please click "Send Email" before creating next new Release No. Or use "Pending Release" to send Email.

Release No.	B/L No.	Voyage	Vessel Name	Common Voyage	Place of Receipt	Loading Port	Discharging Port	Place of Delivery	Consignee	Remark
TWCPO00111	M570008115	AME843E	YM PLUM	62E	SAJED	SAJED	HKHKG	HKHKG	TRANSWORLD EXPRESS CO.,LTD ROOM 702,BLOCK A, HOPLITE INDUSTRIA L CENTRE,NO.3-5,WANG TAI ROAD, KOWLOON BAY, KOWLOON,HONG KONG ATTN:MS.EVA LEUNG TEL:852 2759 2868	

Send Email

Step4 – Input 2nd B/L no.

(It's the same way to create more one)

Step5 – Query from CIS

Step6 – Save to Same Release No.

Step7 – Send Email

Web Telex Release -- New

B/L Number	B/L Conveyance		Place of Receipt	Loading Port	Place of Delivery	Consignee
	Voyage	Vessel Name				
M228009828						

The B/L data is added to same release.

2

*** Please click [Send Email] before creating next new release no.
*** Or use function [Edit/Send Pending Telex Release] to send Email.

Release Seq.	B/L Number	Voyage	Vessel Name	Place of Receipt	Loading Port	Place of Delivery	Consignee
TWCPO00060	M228009828	AME750W	YM PLUM	LBBEY	CNXMN	LBBEY	UNIVERSAL FREIGHT SERVICES (U.F.S) NAHR IBRAHIM STREET GEMAYZEH S
	M228009829	AME750W	YM PLUM	CNXMN	CNXMN	ITLIV	PUNTO SYSTEM S.R.L. VIA B. PERUZZI,20 41012 CARPI

 YANG MING MARINE TRANSPORT CORP.

😊 Under the same Release no., if the delivery place of 2nd B/L is different from 1st B/L, then system will show you the below warning message for check.

B/L No.	Voyage	Vessel Name	Common Voyage	Place of Receipt	Loading Port	Discharging Port	Pla Del
N910002744	ISE809W	NORTHERN DIVINITY	322W	ESBCN	ESBCN	DEHAM	FITUK
Query from CIS	Consignee						
	CHIPS ABP FINLAND	KYLMAILO, VAHDONTIE 37			FIN-20320 TURKU,		
				New Release No.		Same Release No.	



This B/L cannot be added to this release because delivery place is not the same!

** Please click "Send Email" before creating next new Release No. Or use "Edit/Send Pending Telex Release" to send Email.

Release No.	B/L No.	Voyage	Vessel Name	Common Voyage	Place of Receipt	Loading Port	Discharging Port	Place of Delivery	Consignee
THBKK00011	N910002740	ISE809W	NORTHERN DIVINITY	322W	ESBCN	ESBCN	DEHAM	FIHEL	MINERIT OY CL MINERAALINTIE, 1 086 LOHJA (FINLANDIA)

Send Email

◆ Export agent=>

How to do “send email” on Pending Release?

Function: Pending Release

[Special notice] Only the original created user or local manager is allowed to send Telex Release B/L on Pending Release.

😊 After done step1 and step 2, the following steps will be the same as P27~P30.

[Web Telex Release -- EDIT/SEND PENDING TELEX RELEASE]

Release Seq No.:	<input type="text"/>	B/L No. :	<input type="text" value="I490066609"/>
Voyage :	<input type="text"/>	Vessel Name:	<input type="text"/>
POR Country:	<input type="text"/>	POD Country:	<input type="text"/>
Consignee:	<input type="text"/>		

[Click B/L No. to edit detail information]

Release Seq No.	B/L No.	Voyage	Vessel Name	Place of Receipt	Loading Port	Discharging Port	Place of Delivery	Consignee
1. <input type="button" value="MNSGN00002"/>	<u>I490066609</u>	THX819B	UNI-PACIFIC	VNCLI	VNCLI	JPUKB	JPUKB	SHINKI INTERNATIONAL CO., LTD 2 ND FLOOR, SWALLOW BUILDING GINZA 1-14-9 CHUO-KU TOKYO, JAPAN TEL: +81-3-5942-6288 FAX: +81-3-3538-7588 EMAIL: WAKASA@SHINKI-JAPAN.COM

2.

◆ Export agent=>

How to withdraw Telex Release?

(Condition: After got the Release No. but not Send Email yet)

Function: Pending Release

😊 [Attention] Only the original created user or local manager is allowed to do “Delete” to withdraw Telex Release B/L.

Step1 : Input B/L No. (or other conditions)

Step2 : Query

Step3 : Tick

Step 4: Click “Delete”

[Web Telex Release -- EDIT/SEND PENDING TELEX RELEASE]

Release Seq No.: 1. B/L No. : Consignee:

Voyage : Vessel Name: 2.

POR Country: POD Country:

Release Seq No.	B/L Number	Voyage	Vessel Name	Place of Receipt	Loading Port	Discharging Port	Place of Delivery	Consignee		
3. <input type="radio"/>	MYPKG00005	I470015720	TMS810E	LOUISA SCHULTE	MYPKG	MYPKG	TWKEL	TWKEL	SOLAR INTERNATIONAL FORWARDING CO.LTD. 6F NO.311, FU HSING NORTH ROAD TAIPEI TAIWAN ATTN: MS. STACY CHAO TEL:886-2-2713-9755 FAX:886-2-2713-9758	4. <input type="button" value="Delete"/>

[Click B/L above to edit detail information]

Place of Receipt	Loading Port	Discharging Port	Place of Delivery	Consignee	
<input type="text"/>	<input type="text"/>	<input type="text"/>	<input type="text"/>	<input type="text"/>	<input type="button" value="Save"/>

❖ **Export agent=>**

How to withdraw Telex Release?

(Condition: After got Release Seq No. and sent Email)

Function : Release Query

Step1 – Input B/L No. (or other conditions)

Step2 – Query

Step3 – Confirm current status is “New Release Issued”

Step4 – Click B/L No. to edit

(Then, please see the next page)

[Web Telex Release -- Query]

1.

B/L No. :	<input type="text" value="N505016098"/>	Release Seq No.:	<input type="text"/>	Current Status:	<input type="text" value="-ALL ACTIVE-"/>
Voyage :	<input type="text"/>	Vessel Name:	<input type="text"/>	Consignee:	<input type="text"/>
POR Country:	<input type="text"/>	POD Country:	<input type="text"/>	Created User:	<input type="text"/>

2.

Query result : Download CSV file 3.

Release Seq No.	B/L No.	Current Status	Voyage	Place of Receipt	Place of Delivery	Consignee	Created User	Created Date
THBKK00014	N505016098	NEW RELEASE ISSUED	SE809W	INCCU	RULED	ORIMI TRADE TOBOLSKAYA STR-3 ST.PETERSBURG-194044, RUSSIA,	PRATANA	2008/04/11 13:37:51 GMT+0800

4.

Step5 – Request Cancel (= Withdraw Telex Release)

Then, Status in B/L history will show **“Cancel Request Issued”**.
(Please see the next page)

B/L No. : Release Seq No.: Current Status:

Voyage : Vessel Name: Consignee:

POR Country: POD Country: Created User:

Query result : [Download CSV file](#)

Release Seq No.	B/L No.	Current Status	Voyage	Place of Receipt	Place of Delivery	Consignee	Created User	Created Date
THBKK00014	N505016098	NEW RELEASE ISSUED	ISE809W	INCCU	RULED	ORIMI TRADE TOBOLSKAYA STR-3 ST.PETERSBURG-194044, RUSSIA.	PRATANA	2008/04/11 13:37:51

Telex Release Query - Microsoft Internet Explorer

[Web Telex Release -- Query]

B/L No.	Release Seq No.	Voyage	Vessel Name	Common Voyage	Place of Receipt	Loading Port	Discharging Port	Place of Delivery
N505016098	THBKK00014	ISE809W	NORTHERN DIVINITY	322W	INCCU	INCCU	DEHAM	RULED
Current Status	Create User	Create Date	Consignee			Original Consignee (CIS)		
NEW RELEASE ISSUED	PRATANA	2008/04/11 13:37:51 GMT+0800	ORIMI TRADE TOBOLSKAYA STR-3 ST.PETERSBURG-194044, RUSSIA.			ORIMI TRADE TOBOLSKAYA STR-3 ST.PETERSBURG-194044, RUSSIA.		

5.

B/L History				
Action	Status	By	On	Reason
ADD NEW	NEW RELEASE ISSUED	PRATANA	2008/04/11 13:38:17 GMT+0800	

[Web Telex Release -- Query]

B/L No.	Release Seq No.	Voyage	Vessel Name	Common Voyage	Place of Receipt	Loading Port	Discharging Port	Place Deliv
N505016098	THBKK00014	ISE809W	NORTHERN DIVINITY	322W	INCCU	INCCU	DEHAM	RULE
Current Status	Create User	Create Date	Consignee			Original Consignee (CIS)		
CANCEL REQUEST ISSUED	PRATANA	2008/04/11 13:37:51 GMT+0800	ORIMI TRADE TOBOLSKAYA STR-3 ST.PETERSBURG-194044, RUSSIA.			ORIMI TRADE TOBOLSKAYA STR-3 ST.PETERSBURG-194044, RUSSIA.		

LOCK

B/L History				
Action	Status	By	On	Reason
REQUEST CANCEL	CANCEL REQUEST ISSUED	PRATANA	2008/04/11 14:06:22 GMT+0800	
ADD NEW	NEW RELEASE ISSUED	PRATANA	2008/04/11 13:38:17 GMT+0800	

😊 After doing “Request Cancel” (status: Cancel Request Issued), in case export agent would like to lock the request “Withdraw telex release”, please click “LOCK”, then import agent will receive LOCK auto mail. After that, if you want to do “UN-LOCK”, please request Local manager to do that.

[Special notice]

- After import agent click “Confirm cancel” to approve the withdrawal, export agent will receive the auto mail named “Approved to withdraw Telex Release” (the status in the system: “Release Cancel). After that, export agent is able to create New Telex Release for this B/L again.

*Download CSV file

Release Seq No. ▲▼	B/L No. ▲▼	Current Status	Voyage	Place of Receipt	Loading Port	Place of Delivery	Consignee ▲▼
ESBCN00005	<u>M910027728</u>	RELEASE CANCELLE	CMX846E (HANJIN PARIS)	ESBCN	ESBCN	HKHKG (HONG KONG,HK)	TO THE ORDER

❖ **Export agent=>**

If import agent don't receive the New Telex
Release auto mail, how to resend Email to
import agent?

Function: "Resend Email"

Step1 - Input B/L# or Release Seq. No. (or other conditions)

Step2 - Query

Step3 - Click Mail Id

Step4 – Resend

(Then please see the next page)

Web Telex Release -- Resend

1. B/L No.: or 1. Release Seq No.:

Action:

2.

Mail Subject:

3.

Mail ID	Release Seq No.	B/L Number	Mail Subject	Action	Release Status	Date
<input type="radio"/> 137	THBKK00008	<u>T610012857</u>	***NEW***Telex Release	ADD NEW	NEW RELEASE ISSUED	2008/04/10

4.

[Click BL or Mail Id above to view detail information]

B/L Number: T610012857

Release Status	B/L Conveyance		Place of Receipt	Loading Port	Discharging Port	Place of Delivery	Consignee	Date	Created User
	Voyage	Vessel Name							
NEW RELEASE ISSUED	TA6813W	MSC EVEREST	ITNAP	ITNAP	USNYC	USNYC	PENTA INTERNATIONAL INC. 67-71 E WILLOW ST. MILLBURN, NJ. 07041 PH 19739211477 FX0019739211279	2008/04/10	PRATANA

☺ Resend to Original Receiver only

Step5 – Tick Original Receiver

Step6 – Add to Resend List

Step7 - Send

Email Receiver Maintenance List

Select Type : Contact Group Contact Id

[Original Email Receiver]

<input type="checkbox"/> Original receiver	Department>	Office	Country	Email Address
<input checked="" type="checkbox"/>	FORME43 Import & Operation Department	Seoul office	KR	irenekong@yml.com.tw

5. Add to Resend List 6.

User ID: Country: Office:
Email Address: Department:

<input type="checkbox"/>	User ID	Department	Office	Country	Email Address	<input type="checkbox"/>
<input type="checkbox"/>	A-KOBAYASHI	Doc I/B	Japan	JP	A-KOBAYASHI@YANGMING.CO.JP	<input type="checkbox"/>
<input type="checkbox"/>	A-MATSUMOTO	Doc I/B	Japan	JP	A-MATSUMOTO@YANGMING.CO.JP	<input type="checkbox"/>
<input type="checkbox"/>	ADACHEN	WUCHI Dept	Yang Ming Taichung Branch	TW	ADACHEN@YML.COM.TW	<input type="checkbox"/>
<input type="checkbox"/>			Young-Carrier Co., Ltd			<input type="checkbox"/>

[Email List]

User ID	Department	Office	Country	Email Address	<input type="button" value="Remove"/>
FORME43	Import & Operation Department	Seoul office	KR	irenekong@yml.com.tw	<input type="button" value="Remove"/>

7. Send

😊 Resend to New Receiver, together with Original Receiver

Step5 – Tick Receiver (Original Receiver)

Step6 – Click “Add to Resend List”

Step7 - Tick user ID

Step8 – Click “Add to Email List”

Step9 – Click “Send”

Email Receiver Maintenance List

Select Type : Contact Group Contact Id

[Original Email Receiver]

<input type="checkbox"/>	Original receiver	Department>	Office	Country	Email Address	
<input checked="" type="checkbox"/>	FORME43	Import & Operation Department	Seoul office	KR	irenekong@yml.com.tw	Add to Resend List

5.

6.

User ID: Country: Office:
7. Email Address: Department:

<input type="checkbox"/>	User ID	Department	Office	Country	Email Address	
<input type="checkbox"/>	A-KOBAYASHI	Doc I/B	Japan	JP	A-KOBAYASHI@YANGMING.CO.JP	<input type="checkbox"/>
<input type="checkbox"/>	A-MATSUMOTO	Doc I/B	Japan	JP	A-MATSUMOTO@YANGMING.CO.JP	<input type="checkbox"/>
<input type="checkbox"/>	ADACHEN	WUCHI Dept	Yang Ming Taichung Branch	TW	ADACHEN@YML.COM.TW	<input type="checkbox"/>
<input type="checkbox"/>			Young-Carrier Co., Ltd			<input type="checkbox"/>

8.

Add to Email List

[Email List]

User ID	Department	Office	Country	Email Address	
FORME43	Import & Operation Department	Seoul office	KR	irenekong@yml.com.tw	Remove

9.

Send

[Special Note]

- If the Date column (highlight in red) is blank under Resend Email function, it means that this auto mail (mail ID:7506) has not been sent out successfully. For this matter, please send it to the proper receiver again.

Web Telex Release -- Resend

Release Seq No.:	<input type="text"/>	B/L No.:	<input type="text" value="N450023007"/>	Action:	<input type="text" value="- SELECT -"/>
Mail Subject:	<input type="text"/>				
<input type="button" value="Query"/>					

[Click B/L No. to view detail information]

Mail ID	Release Seq No.	B/L No.	Mail Subject	Action	Release Status	Date
7506	SGSIN00148	<u>N450023007</u>	***NEW***Telex Release	ADD NEW	NEW RELEASE ISSUED	
			REMOVED: ***NEW***T-1...		NEW RELEASE	2008/11/24

◆ **Export agent=>**

If container status reported as “FC”(Full to consignee), how to send the clarification mail of shipment status to import agent?

Function: "New Release"

Step1: Input B/L No.

Step2: Click "Query from CIS"

Step3: Click [Cargo tracking] to find container status
(Please see next page)

May 2015

S	M	T	W	T	F	S
-	-	-	-	-	1	2
3	4	5	6	7	8	9
10	11	12	13	14	15	16
17	18	19	20	21	22	23
24	25	26	27	28	29	30
31	-	-	-	-	-	-

3:32:10 PM

TING.IT.HUANG
Office : CPO
Agent : TWYML
Division : ICBS

- Telex Release Menu
- Workspace
 - New Release**
 - New Release(AFSYS)
 - Pending Release
 - Release Query
 - Global Query
 - Resend Email
 - Query/Revise TLX fee
 - Clarify Cargo Status
- Address Book
- User Maintenance
 - New User
 - User Editing

Web Telex Release -- New

B/L No.	Voyage	Vessel Name	Common Voyage	Place of Receipt	Loading Port	Discharging Port	Place of Delivery
1. I492092962	BS516N	YM IMMENSE	159N	VNHPH	VNHPH	TWKHH	TWKHH

2. Query from CIS

Consignee

LUCKY CEMENT CORPORATION NO 15 SUNG
CHIANG ROAD, TAIPEI 237
BUILDING. TEL/FAX:00886-7-815-
1572/813-3754

Tariff Rate	To be collected
VND 500000	VND 500000 Edit Rate

 According to container activity in EQMS, the consignee (container movement=FC).
3. **Cargo tracking**
Please click [\[Email To Import Agent\]](#) to send the c

Cargo Tracking - Windows Interne...

Cargo Tracking

B/L No. : I492092962

Container Number	Activity	Move Date
CAIU2770872	RE	2015/05/09 10:08:00
	FC	2015/05/08 19:47:00
	DF	2015/04/28 19:16:00
BMOU2411682	OF	2015/04/23 16:30:00
	RE	2015/05/08 13:11:00
	FC	2015/05/07 15:00:00
	DF	2015/04/28 18:24:00
	OF	2015/04/23 16:30:00

Step4 : Click [Email To Import Agent]


Step5 : Tick Receiver

Step6 : Click “Add to Email List”

Step7 : Click “Send”

Web Telex Release -- New

B/L No.	Voyage	Vessel Name
I492092962	TBS516N	YM IMMENSE
Query from CIS		
Consignee		
LUCKY CEMENT CORPORATION		NO 15 SUNG CHIANG ROAD, TAIPEI 237 BUILDING.
		TEL/FAX:00886-7-815-1572/813-3754
Tariff Rate	To be collected	
VND 500000	VND 500000	Edit Rate

 According to container activity in EQMS, the consignee (container movement=FC). [Cargo tracking] Please click **[Email To Import Agent]** to send the c

4.

Email List Maintenance - Windows Internet Explorer

Email Receiver Maintenance List

Select Type : Contact Group Contact Id

Country : TW City Base : - Office - Dept : -

[Query](#)

<input type="checkbox"/>	User ID	Department	Office	Country	Email Address
<input checked="" type="checkbox"/>	ALICE	Information Technology - Taipei Team	Taipei Office	TW	irenekong@yml.com.tw
<input type="checkbox"/>	AMYHUANG	Administration Team	Yang Ming Taichung Branch	TW	AMYHUANG@YML.COM.TW
<input type="checkbox"/>	ANNEYAN	Administration Team	Yang Ming Taichung Branch	TW	carollee@YML.COM.TW
<input type="checkbox"/>	ANNIE	Customer Service Development Team	Central Planning Office (HQ)	TW	anniewu@yml.com.tw
<input type="checkbox"/>	ANNIECHANG	Business Supporting Team	Central Planning Office (HQ)	TW	annie.ch.chang@yangming.com
<input type="checkbox"/>	ARIELJI	Business Supporting Team	Central Planning Office (HQ)	TW	arielji@yangming.com
<input type="checkbox"/>	BENSONLIN	Product & Service Network MGM Team	Central Planning Office (HQ)	TW	bobbychang@yml.com.tw
<input type="checkbox"/>	BSCHOU	Risk Control Team	Central Planning Office (HQ)	TW	ting.it.huang@yangming.com
<input type="checkbox"/>	DANIELLI	Eastbound Marketing & ...	Central Planning Office (HO)	TW	DANIELLEE2@yml.com.tw

5.

6. [Add to Email List](#)

Shipper's Email (for external use only) :

[Note]

- 1.If more than one email address, please separate by ;
- 2.Format example : **myname@yangming.com**
- 3.If the format of shipper's Email is incorrect, auto mail will not be sent out successfully. Incorrect format example : **john.lee@jstl-usa.com.TTDC - Documentation Inbound**

7. [Send](#)

[Special notice]

- ❖ After export agent click “send”, import agent will receive the auto mail named “***CLARIFICATION***TELEX RELEASE REQUEST”.
- ❖ After that, import agent have to query B/L via function “Clarify Cargo Status “to clarify whether this shipment has been released or not and update status timely.

◆ Import agent=>

After receiving “Withdraw Telex Release”
auto mail, what should import agent
follow up?

Function : Release Query

Confirm Cancel



If the cargo has not been released by telex release or has released by OB/L, import user need to do [Confirm Cancel] to approve "withdraw telex release". Please remember to remark the reasons on [NOTES] column for further check. For example: "RELEASE D/O AGAINST TELEX RELEASE OR OB/L"

Reject Cancel

If the cargo has been released by telex release, import user need to do [Reject Cancel] to disapprove "withdraw telex release". Please remember to remark the reasons on [NOTES] column for further check.

[Web Telex Release -- Query]

B/L No.	Release Seq No.	Voyage	Vessel Name	Common Voyage	Place of Receipt	Loading Port	Discharging Port	Place of Delivery
Z577013789	AEDXB00015	CGX836E	YM ENERGY	43E	IRBND	IRBND	TWKHH	TWKHH
Current Status	Create User	Create Date	Consignee			Original Consignee (CIS)		
CANCEL REQUEST ISSUED	MARK	2008/12/03 18:00:46 GMT+0800	WEM TAI XIN COMPANY LIMITED 1F,NO.547,SEC.2,YI-AN RD, ANNAN DISTRICT,TAIWAN CITY 709 TAIWAN (R.O.C) TEL:88662552757 FAX:88662565938			WEM TAI XIN COMPANY LIMITED 1F,NO.547,SEC.2,YI-AN RD, ANNAN DISTRICT,TAIWAN CITY 709 TAIWAN (R.O.C) TEL:88662552757 FAX:88662565938		
Remark								

NOTES:

LOCK
CONFIRM CANCEL
REJECT CANCEL

❖ **Import agent=>**

After import agent received New Telex Release auto mail, how to give the confirmation to the export agent?

Function: Release Query

Step1 : Query directly or by any conditions

Step2 : Click B/L No. in Query result to edit

[Web Telex Release -- Query]

B/L No. : Release Seq No.: Current Status:

Voyage : Vessel Name: Consignee:

POR Country: POD Country: Created User:

1.

Query result : [Download CSV file](#)

Release Seq No.	B/L No.	Current Status	Voyage	Place of Receipt	Place of Delivery	Consignee	Created User
INBOM00002	<u>Z500072633</u>	NEW RELEASE ISSUED	CSI820E	INNSA	VNHPH	QUANG NINH SHIPCHANDLER JOINT STOCK CORPORATION (CUSTOM BONDED WA REHOUSE) NO. 02 HA LONG ROAD, HA LO NG CITY, QUANG NINH PROVINCE, VIETN AM	MENON
VNSGN00005	<u>Z490038028</u>	NEW RELEASE ISSUED	CSI802W	VNCLI	INDLI	DESIGNARCH INFRASTRUCTURE PRIVATE LIMITED, 31 SHANKAR VIHAR, NEAR SCOPE TOWER, VIKAS MARG, NEW DELHI - 110092, IND IA	VYVAN

2.

Step3 : a. If confirm ok, import agent can click "confirm release"

(The timing to do "Confirm release":

a. After releasing the D/O

b. Before FC(full container to cnee) by EQMS)

b. If any issue, import agent can click "Lock" to lock

Telex Release practice of this B/L for further check.

Query result : Download CSV file

Release Seq No.	B/L No.	Current Status	Voyage	Place of Receipt	Place of Delivery	Consignee	Created User	Cre
INBOM00002	Z500072633	NEW RELEASE ISSUED	CSI820E	INNSA	VNHPH	QUANG NINH SHIPCHANDLER JOINT STOCK CORPORATION (CUSTOM BONDED WA REHOUSE) NO. 02 HA LONG ROAD, HA LO NG CITY, QUANG NINH PROVINCE, VIETN AM	MENON	201
VNSGN00005	Z490038028	NEW RELEASE ISSUED	CSI802W	VNCLI	INDLI	DESIGNARCH INFRASTRUCTURE PRIVATE LIMITED, 31 SHANKAR VIHAR, NEAR SCOPE TOWER, VIKAS MARG, NEW DELHI - 110092, IND IA	VYVAN	201

Telex Release Query - Microsoft Internet Explorer

[Web Telex Release -- Query]

B/L No.	Release Seq No.	Voyage	Vessel Name	Common Voyage	Place of Receipt	Loading Port	Discharging Port	Place of Delivery
Z490038028	VNSGN00005	CSI802W	BUXMOON	003W	VNCLI	VNCLI	INNSA	INDLI
Current Status	Create User	Create Date	Consignee			Original Consignee (CIS)		
NEW RELEASE ISSUED	VYVAN	2008/06/09 12:19:34 GMT+0800	DESIGNARCH INFRASTRUCTURE PRIVATE LIMITED, 31 SHANKAR VIHAR, NEAR SCOPE TOWER, VIKAS MARG, NEW DELHI - 110092, IND IA			DESIGNARCH INFRASTRUCTURE PRIVATE LIMITED, 31 SHANKAR VIHAR, NEAR SCOPE TOWER, VIKAS MARG, NEW DELHI - 110092, IND IA		

LOCK

CONFIRM RELEASE

3. or 3.

B/L History

Action	Status	By	On	Reason
ADD NEW	NEW RELEASE ISSUED	VYVAN	2008/06/09 12:24:24 GMT+0800	

◆ Import agent=>

After import agent received “Clarification” auto mail, what should import agent follow up?

Function: "Clarify Cargo Status"

Step1 – Input B/L No.

Step2 – Query


Step3 – Confirm if the shipment has been release or not.

Step4 – Click Save

May 2015

S	M	T	W	T	F	S
-	-	-	-	1	2	
3	4	5	6	7	8	9
10	11	12	13	14	15	16
17	18	19	20	21	22	23
24	25	26	27	28	29	30
31	-	-	-	-	-	-

1:54:36 PM

 **TING.IT.HUANG**
Office : CPO
Agent : TWYML
Division : ICBS

- Telex Release Menu
- Workspace
 - New Release
 - New Release(AFSYS)
 - Pending Release
 - Release Query
 - Global Query
 - Resend Email
 - Query/Revise TLX fee
 - Clarify Cargo Status**
- Address Book
- User Maintenance
- ADM Maintenance
- Agent Setting

[Clarify Cargo Status]

1. B/L No. : I492092962 Confirm Status : - ALL - ▾

From : (YYYYMMDD) To : (YYYYMMDD)

2.

B/L No.	Voyage	POR	POD	Confirm Status
I492092962	TBS516N (YM IMMENSE)	VNHPH	TWKHH	<p>3. <input checked="" type="radio"/> This shipment has been released to or <input type="radio"/> This shipment has NOT been released.</p> <p>4. <input type="button" value="Save"/></p> <p>LUCKY CEMENT CORPORATION NO 15 SUNG CHIANG ROAD, TAIPEI 237 BUILDING</p>

[Special notice]

- ❖ After import agent confirm status [This shipment has been released to _____.] and click “Save”, export agent will receive the auto mail named “ ***SHIPMENT IS RELEASED***TELEX RELEASE REQUEST “.
- ❖ After import agent confirm status [This shipment has **NOT** been released.] and click “Save”, export agent will receive the auto mail named “ ***SHIPMENT IS NOT RELEASED***TELEX RELEASE REQUEST “.

After that, export agent is able to create New Telex Release for this B/L again even though container status “FC” still existed in EQMS.

The Function Program On Address Book



New Group:

****For saving your time, you can group the receivers into several groups. It will be more convenient that you can send mail by “contact group” in this system.**

[New Email Group Center]

1. Input group name you like.

2. Input the user ID.

4. Then click "Add"

You also can click "search" to find the user id you want.

Create eMail Group -

Create email group name : 123

Add Account :

search. Add

Account List : (123)

Account ID	Action
KWKIM	Remove

[Special note]

In order to control the authority limit between the sender and receiver, when POL create the contact group, please don't include the user at your side among the receiver group list.

😊 Group Editing:

****This is full function program that you can edit/delete the existing Group List.**

April 2008
S M T W T F S
- - 1 2 3 4 5
6 7 8 9 10 11 12
13 14 15 16 17 18 19
20 21 22 23 24 25 26
27 28 29 30 - - -

5:20:14 PM

 **JESSIETHAM**
Office : PKG
Agent : MYYML
Division : EXP

- Telex Release Menu
- Workspace
 - New Release
 - Pending Release
 - Release Query
 - Resend Email
- Address Book
 - New Group
 - Group Editing**



[Edit Email Group Center]

• Group Contact List - [Click to List My Setting](#) 1. Click it, then system will show the total group list on below.

Total Group List -

Group Name		
123	Edit	Delete
KR	Edit	Delete

Group Account Detail - 123

Add Account : search..

Account ID	
IRENEKONG	Remove

2. If you click "Edit", system will show the group account detail for the revision

3. If your click "Delete", the designate group name will be deleted from Group List.

The Function Program On User Maintenance

(Authority: Local manager and ICBS)



New user

<Note> Administrator (ICBS) and Local manager are allowed to add new user here.

Step 1: Input User ID. (It is same as user id in ILIS)

(User service: You can click User id twice, then search user id by ID or Name)

Step 2: Input Email Address.

Step 3: Select "Role".

Step 4: Select "Active" = Yes

[User Maintenance-- New]

New User Account :			
User ID	Email Address	Role	Active
		- Select -	- Select -

7. **Save**

1. Click User ID.

5. Select the role of this user.

User Service - Microsoft Internet Explorer

User Service

Search type : By ID By Name

Please type words :

2. you can search by ID or Name

3. Search

4. Then, system will show you the related details of this user ID or name on below space. Just click the one you want.

完成 近端內部網路

6. Select "Yes" or "No". If Active is "Yes", then this user can work on this system.

User Editing

Administrator (ICBS) and Local manager are allowed to edit the Email Address/Active/Role of the user.

[User Maintenance-- Edit]

User Edit :

User ID : Country : Office :

Email Address : Department :

1. Query by "user id" or "country" or "office" or "Email Address" or "department"

User ID	Name	Department	Office	Country	Email Address	Active	Role	
WKCHO	WKCHO	Export	Seoul office	KR	irenekong@yml.com.tw	Yes ▾	Normal User ▾	Save

2. Then you can amend the data for Email address/Active/Role if need.

3. Save.

<Note> If you want to remove one user from this system, please change the status of Active from "Yes" to "**No**".

<Note> The user data concerning Department, Office, Country in Web Telex Release system is on the basis of ILIS user data. So, if the user data is incorrect after created, please update the user data in ILIS first, and then the same will be updated in Telex Release system at the same time.

Auto mail form



New Telex Release



TELEX RELEASE

To : emmachou@yml.com.tw
From : emmachou@yml.com.tw
DD : 2008/04/10 11:13:06 CST
Ref no. : THBKK00008

Vessel/Voyage	Comm Voyage	B/L No.	Container Quantity	Place of Receipt	Port of Loading	Port of Discharging	Place of Delivery	Consignee
TA6813W	11A	T610012857	40' x 1	ITNAP	ITNAP	USNYC	USNYC	PENTA INTERNATIONAL INC. 67-71 E WILLOW ST. MILLBURN, NJ. 07041 PH 19739211477 FX0019739211279

The full set of Original Bs/L has been surrendered to this office. Please release cargo to designated consignee without presentation of YM's Original Bs/L.

Remark :

The discharging port or destination agent may then release cargo to the verified consignee against following condition :

1. Collecting all charges from concerned parties.
2. Collecting signatory LOI from consignee.

Resend Email



RE-SEND TELEX RELEASE

To : irenekong@yml.com.tw
From : irenekong@yml.com.tw
DD : 2008/04/14 11:40:32 CST
Ref no. : KRSEL00003

Vessel/Voyage	Comm Voyage	B/L No.	Container Quantity	Place of Receipt	Port of Loading	Port of Discharging	Place of Delivery	Consignee
CMX809E	0047E	M910026065	40' x 2	ESBCN	ESBCN	SGSIN	SGSIN	CARGO GULF (SINGAPORE) PTE LTD 10, HOE CHAING ROAD, #07-01/02, KEPPEL TOWERS SINGAPORE 089315

The full set of Original Bs/L has been surrendered to this office. Please release cargo to designated consignee without presentation of YML's Original Bs/L

Confirm Release



CONFIRM TELEX RELEASE

To : irenekong@yml.com.tw
From : irenekong@yml.com.tw
DD : 2008/04/10 11:32:29 CST
Ref no. : THBKK00009

Vessel/Voyage	Comn Voyage	B/L No.	Container Quantity	Place of Receipt	Port of Loading	Port of Discharging	Place of Delivery	Consignee
AE3812W	03W	M570200539	40' x 16	SAJED	SAJED	BEANR	BEANR	SASCHA DE KEERSMAECKER KATOENNATIE BULK TERMINALS HAANDORPWEG1- QUAY 1227 WAREHOUSE D(GATE 35-1STE FLOOR) B- 9130 KALLO,BELGIUM TEL:+32/3.570.66.62 FAX-32/3.570.76

Confirm the said shipments have been released to the designated consignees accordingly.

Request Cancel



WITHDRAW TELEX RELEASE

To : irenekong@yml.com.tw
From : irenekong@yml.com.tw
DD : 2008/04/14 11:44:37 CST
Ref no. : KRSEL00003

Vessel/Voyage	Comn Voyage	B/L No.	Container Quantity	Place of Receipt	Port of Loading	Port of Discharging	Place of Delivery	Consignee
CMX809E	0047E	M910026065	40' x 2	ESBCN	ESBCN	SGSIN	SGSIN	CARGO GULF (SINGAPORE) PTE LTD 10, HOE CHANG ROAD, #07-01/02, KEPPEL TOWERS SINGAPORE 089315

Refer above mention shipments have been requested to withdraw Telex release. Please hold cargoes at your end and kindly confirm said cargoes have been held at destination. Please be also aware the subject cargo could only be released by collecting at least one copy of duly endorsed original B/L at discharging port/destination agent or full set of duly endorsed original B/L by 3rd place agent if the cargo requested to release at any place other than destination.

Remark :

Kindly confirm said cargoes have been held at destination, please click here ("[Hold Confirm](#)")

If said cargoes could not be held at destination, please click here ("[Hold Reject](#)")

Confirm Cancel



APPROVED TO WITHDRAW TELEX RELEASE

To : emmachou@yml.com.tw
From : emmachou@yml.com.tw
DD : 2008/04/15 11:32:36 CST
Ref no. : KRSELO0004

Vessel/Voyage	Conn Voyage	B/L No.	Container Quantity	Place of Receipt	Port of Loading	Port of Discharging	Place of Delivery	Consignee
PSW814E	40E	W301046653	40' x 60	HKHKG	HKHKG	USLAX	USLAX	YANGMING (AMERICA) CORP 525 WASHINGTON BLVD 25TH FLOOR JERSEY CITY NJ 07310-1607 U.S.A. ATTN:MR.CHRISTIAN WANN ASSISTANT VICE PRESIDENT EQUIPMENT CONTROL

Confirm said shipments have been held already.

Reject Cancel



UNAPPROVED TO WITHDRAW TELEX RELEASE

To : emmachou@yml.com.tw
From : emmachou@yml.com.tw
DD : 2008/04/14 11:49:21 CST
Ref no. : KRSEL00003

Vessel/Voyage	Conn Voyage	B/L No.	Container Quantity	Place of Receipt	Port of Loading	Port of Discharging	Place of Delivery	Consignee	Reason
CMX809E	0047E	M910026065	40' x 2	ESBCN	ESBCN	SGSIN	SGSIN	CARGO GULF (SINGAPORE) PTE LTD 10, HOE CHANG ROAD, #07-01/02, KEPPEL TOWERS SINGAPORE 089315	...

The above-mention shipments/Delivery Order had been released to designated consignee, therefore said cargoes could not been held.

LOCK



LOCK TELEX RELEASE

To : emmachou@yml.com.tw
From : emmachou@yml.com.tw
DD : 2008/04/09 15:14:45 CST
Ref no. : THBKK00004

Vessel/Voyage	Conn Voyage	B/L No.	Container Quantity	Place of Receipt	Port of Loading	Port of Discharging	Place of Delivery	Consignee
AME809W	53W	M456001023	40' x 2	KHTXX	SGSIN	ITGOA	ITGOA	MATRAS S.R.L VIA DE MARINI 53 16149 GENOVA, ITALY TEL : +39 010 85999 50 FAX : +39 010 8682213

Please hold cargoes at your end until further notice.

UN-LOCK



UNLOCK TELEX RELEASE

To : IRENEKONG@YML.COM.TW
From : IRENEKONG@YML.COM.TW
DD : 2008/04/14 11:56:37 CST
Ref no. : KRSEL00004

Vessel/Voyage	Comn Voyage	B/L No.	Container Quantity	Place of Receipt	Port of Loading	Port of Discharging	Place of Delivery	Consignee
PSW814E	40E	W301046653	40' x 60	HKHKG	HKHKG	USLAX	USLAX	YANGMING (AMERICA) CORP 525 WASHINGTON BLVD 25TH FLOOR JERSEY CITY NJ 07310-1607 U.S.A. ATTN:MR. CHRISTIAN WANN ASSISTANT VICE PRESIDENT EQUIPMENT CONTROL

The full set of Original Bs/L has been surrendered to this office. Please release cargo to designated consignee without presentation of YM's Original Bs/L.

Remark :

The discharging port or destination agent may then release cargo to the verified consignee against following condition :

1. Collecting all charges from concerned parties.
2. Collecting signatory LOI from consignee.

*****CLARIFICATION*****
TELEX RELEASE REQUEST



TELEX RELEASE

To Import Agent,

We cannot issue TLX release for subject B/L no. since the container status has been reported as "FC" (Full to consignee).

Please check whether this shipment has been released or not and go to telex release system to update status via URL : https://as2.yangming.com/ilis/index_v2.htm (AS2->Telex Release->Workspace->Clarify Cargo Status)

Please do not reply your confirmation by this auto-email

*****SHIPMENT IS NOT RELEASED*****
TELEX RELEASE REQUEST



TELEX RELEASE

To Export and Import Agent,

Import agent confirmed this shipment has NOT been released.
Please issue this Telex release in Web Telex Release system.

*****SHIPMENT IS RELEASED*****
TELEX RELEASE REQUEST



TELEX RELEASE

To Export and Import Agent,

To Export Agent,

Import agent confirmed this shipment has been released.
Please issue this Telex release in Web TLX system in order to keep the "TT fee" record for further checking.

To Import Agent,






If the TLX record is created after cargo released (after FC), this TLX notice will Not be sent out and No need to do [Confirm Release].

Functions of Telex Release Fee



ICBS
2015/05

Index

	How to create Telex Release with TT fee?.....	P.89 - 90
	How to revise TT fee in column of “Tariff Rate”?	P.91- 88
	Waive	P.93-94
	Adjustment.....	P.95-98
	Others(Different Currency)	P.99-100
	How to revise TT fee if the TLX notice has NOT ent ?	P.101-103
	How to revise TT fee after sending the TLX notice?.....	P.104-105
	How to create the telex release record after “FC” ?.....	P.106-107



How to create Telex Release with TT fee ?

< Telex Release Menu □ [Workspace] □ [New Release] >

Create Telex Release with TT fee in “New Release” page

1. Input B/L number, and click [Query from CIS].
2. The CIS data and TT fee will be automatically brought into the related columns.
3. If the tariff rate is correct, please click [New Release No.] to create New Telex release number.

*If the Tariff Rate shows “0”, which means the TT charge of your office is not set in FRT system.

*If you have any doubt about the “Tariff Rate”, please clarify it with Business department (i.e. HQ-BTDP / BEDP / BADP).

September 2013
S M T W T F S
1 2 3 4 5 6 7
8 9 10 11 12 13 14
15 16 17 18 19 20 21
22 23 24 25 26 27 28
29 30 - - - - -

3:04:42 PM

TESSALEE
Office : CPO
Agent : TWYML
Division : ICBS

Telex Release Menu
Workspace
★ **New Release**
★ New Release(AFSYS)
★ Pending Release
★ Release Query
★ Global Query
★ Resend Email
★ Query/Revise TLX fee
Address Book
User Maintenance
ADM Maintenance
Agent Setting

Web Telex Release -- New

B/L No.	Voyage	Vessel Name	Common Voyage	Place of Receipt	Loading Port	Discharging Port	Place of Delivery
I309448558	PR5337N	KANWAY GLOBAL	1335N	CNYTN	HKHKG	TWKEL	TWKEL

Query from CIS

Consignee: TRANS VAN LINKS EXPRESS CORP. TEL:886-287127070 #2607 FAX:886-287706266 CTC:JUDY SHEN

Tariff Rate	Actual Collected
TWD 500	TWD 500 Edit Rate

check tariff rate

New Release No.

i The B/L has been automatically retrieved from CIS.
If you want to amend the rate, please click [Edit Rate].

How to revise TT fee in column of “Tariff Rate”?

< Telex Release Menu □ [Workspace] □ [New Release] >

[Edit Rate] in “New Release” page

1. Input B/L number, and click [Query from CIS].
2. The CIS data and TT fee will be automatically brought into related columns.

If the TT fee in column of “Tariff Rate” needs to be revised, please click [Edit Rate]

April 2015
S M T W T F S
- - - 1 2 3 4
5 6 7 8 9 10 11
12 13 14 15 16 17 18
19 20 21 22 23 24 25
26 27 28 29 30 - -

3:07:23 PM

TING.IT.HUANG
Office : CPO
Agent : TWYML
Division : ICBS

Telex Release Menu
Workspace
New Release
New Release(AFSYS)
Pending Release
Release Query
Global Query
Resend Email
Query/Revise TLX fee
Clarify Cargo Status
Address Book
User Maintenance
ADM Maintenance
Agent Setting

Web Telex Release -- New

B/L No.	Voyage	Vessel Name	Common Voyage	Place of Receipt	Loading Port	Discharging Port	Place of Delivery
I309489808	PR5517N	KANWAY GLOBAL	1516N	CNSHK	HKHKG	TWKEL	TWKEL

Query from CIS

Consignee		Remark
COMBINE INT'L (CIL/TPE) 2F,NO.19,SECTION 3,NANKING EAST ROAD,TAIPEI TAIWAN,R.O.C 25082747	LOGISTICS.CO.,LTD TEL:886-2- 25082748 FAX:886-2-25082748	

Tariff Rate	To be collected	
TWD 600	TWD 600	Edit Rate

New Release No. Same Release No.

i The B/L has been automatically retrieved from CIS.
If you want to amend the rate, please click [Edit Rate].

In “Edit Tariff Rate” page, there are three options to revise the TT fee : Waive/ Adjustment / Others(Currency)

◆Select [Waive]

To be collected TT fee will be waived to “0”.

Click [Save] and return to “New Release” page.

April 2015
S M T W T F S
- - 1 2 3 4
5 6 7 8 9 10 11
12 13 14 15 16 17 18
19 20 21 22 23 24 25
26 27 28 29 30 - -
5:35:15 PM

TING.IT.HUANG
Office : CPO
Agent : TWYML
Division : ICBS

Telex Release Menu
Workspace
New Release
New Release(AFSYS)
Pending Release
Release Query
Global Query
Resend Email
Query/Revise TLX fee
Clarify Cargo Status
Address Book
User Maintenance
ADM Maintenance
Agent Setting

Web Telex Release -- New

B/L No.	Voyage	Vessel Name	Common Voyage	Place of Receipt	Loading Port	Discharging Port	Place of Delivery
I309489808	PR5517N	KANWAY GLOBAL	1516N	CNSHK	HKHKG	TWKEL	TWKEL

Query from CIS

Consignee
COMBINE INT'L LOGISTICS.CO.,LTD
(CIL/TPE) 2F,NO.19,SECTION 3,NANKING EAST ROAD,TAIPEI TAIWAN,R.O.C TEL:886-2-25082747 FAX:886-2-25082748

Tariff Rate	To be collected
TWD 600	TWD 600

1. Edit Rate

i The B/L has been automatically retrieved from
If you want to amend the rate, please click [Edit Rate]

Edit Tariff Rate - Windows Internet Explor...

Edit Tariff Rate

B/L No.	Tariff Rate	Adjustment	To be collected
I309489808	TWD 600	TWD 0	TWD 600

2. Waive

Waive
 Adjustment : TWD
(For discount, please input a minus sign prior to the amount of money.
Conversely, please input positive amount of money.)
To be collected : TWD 0

3. Save

Others
If the currency or amount which you collected is different from the "Tariff Rate", please input the correct currency and amount manually in the data fields below.
To be collected: currency Save


信任的網站 | 受保護模式: 關閉 | 100%

After the tariff rate is waived, please click [New Release No.] to create New Telex release number.

April 2015
S M T W T F S

-	-	-	1	2	3	4
5	6	7	8	9	10	11
12	13	14	15	16	17	18
19	20	21	22	23	24	25
26	27	28	29	30	-	-

3:21:32 PM


Office : CPO
Agent : TWYML
Division : ICBS

- Telex Release Menu
- Workspace
- ★ New Release
- ★ New Release(AFSYS)
- ★ Pending Release
- ★ Release Query
- ★ Global Query
- ★ Resend Email
- ★ Query/Revise TLX fee
- ★ Clarify Cargo Status
- Address Book
- User Maintenance
- ADM Maintenance
- Agent Setting

[Web Telex Release -- New]

B/L No.	Voyage	Vessel Name	Common Voyage	Place of Receipt	Loading Port	Discharging Port	Place of Delivery
I309489808	PR5517N	KANWAY GLOBAL	1516N	CNSHK	HKHKG	TWKEL	TWKEL

Query from CIS

Consignee	Remark
COMBINE INT'L LOGISTICS.CO.,LTD (CIL/TPE) 2F,NO.19,SECTION 3.NANKING EAST ROAD,TAIPEI TAIWAN,R.O.C TEL:886-2-25082747 FAX:886-2-25082748	

Tariff Rate	To be collected
TWD 600	TWD 0 Edit Rate

4. New Release No. Same Release No.

i **The B/L has been automatically retrieved from CIS.**
If you want to amend the rate, please click [Edit Rate].

◆ Select [Adjustment]

Key in the discount amount with a minus sign, then click [Save] and return to “New Release” page.

Web Telex Release -- New

B/L No.	Voyage	Vessel Name	Common Voyage	Place of Receipt	Loading Port	Discharging Port	Place of Delivery
I309489808	PR5517N	KANWAY GLOBAL	1516N	CNSHK	HKHKG	TWKEL	TWKEL

Query from CIS

Consignee
COMBINE INT'L LOGISTICS.CO.,LTD
(CIL/TPE) 2F,NO.19,SECTION 3.NANKING EAST ROAD,TAIPEI TAIWAN,R.O.C TEL:886-2-25082747 FAX:886-2-25082748

Tariff Rate	To be collected	
TWD 600	TWD 600	1. Edit Rate

i The B/L has been automatically retrieved from the system.
If you want to amend the rate, please click [Edit Rate]

3. Key in discount amount

B/L No.	Tariff Rate	Adjustment	To be collected
I309489808	TWD 600	TWD 0	TWD 600

2. Adjustment : TWD

(For discount, please input a minus sign prior to the amount of money.
Conversely, please input positive amount of money.)

To be collected : TWD 400 4. **Save**

Others
If the currency or amount which you collected is different from the "Tariff Rate", please input the correct currency and amount manually in the data fields below.

To be collected: currency **Save**

✔ 信任的網站 | 受保護模式: 關閉 100%

After the tariff rate is discounted, please click [New Release No.] to create New Telex release number.

April 2015

S M T W T F S

- - - 1 2 3 4
5 6 7 8 9 10 11
12 13 14 15 16 17 18
19 20 21 22 23 24 25
26 27 28 29 30 - -

3:36:56 PM

TING.IT.HUANG
Office : CPO
Agent : TWYML
Division : ICBS

- Telex Release Menu
- Workspace
- New Release
- New Release(AFSYS)
- Pending Release
- Release Query
- Global Query
- Resend Email
- Query/Revise TLX fee
- Clarify Cargo Status

[Web Telex Release -- New]

B/L No.	Voyage	Vessel Name	Common Voyage	Place of Receipt	Loading Port	Discharging Port	Place of Delivery
I309489808	PR5517N	KANWAY GLOBAL	1516N	CNSHK	HKKHG	TWKEL	TWKEL
Query from CIS							
Consignee				Remark			
COMBINE INT'L LOGISTICS.CO.,LTD (CIL/TPE) 2F,NO.19,SECTION 3.NANKING EAST ROAD,TAIPEI TAIWAN,R.O.C TEL:886-2-25082747 FAX:886-2-25082748							
Tariff Rate		To be collected					
TWD 600		TWD 400		Edit Rate			

5. New Release No. Same Release No.

i The B/L has been automatically retrieved from CIS.
If you want to amend the rate, please click [Edit Rate].

◆ Select [Adjustment]

Key in the extra amount, then click [Save] and return to “New Release” page.

May 2015
S M T W T F S
- - - - - 1 2
3 4 5 6 7 8 9
10 11 12 13 14 15 16
17 18 19 20 21 22 23
24 25 26 27 28 29 30
31 - - - - -

2:56:10 PM

TING.IT.HUANG
Office : CPO
Agent : TWYML
Division : ICBS

- Telex Release Menu
- Workspace
 - New Release**
 - New Release(AFSYS)
 - Pending Release
 - Release Query
 - Global Query
 - Resend Email
 - Query/Revise TLX fee
 - Clarify Cargo Status
- Address Book
- User Maintenance
- ADM Maintenance
- Agent Setting

[Web Telex Release -- New]

B/L No.	Voyage	Vessel Name	Common Voyage	Place of Receipt	Loading Port	Discharging Port	Place of Delivery
I309489808	PR5517N	KANWAY GLOBAL	1516N	CNSHK	HKHKG	TWKEL	TWKEL

Query from CIS

Consignee
COMBINE INT'L LOGISTICS.CO.,LTD
(CIL/TPE) 2F,NO.19,SECTION 3.NANKING EAST ROAD,TAIPEI TAIWAN,R.O.C TEL:886-2-25082747 FAX:886-2-25082748

Tariff Rate	To be collected
TWD 600	TWD 600 1. Edit Rate

i The B/L has been automatically retrieved
If you want to amend the rate, please click [Edit Rate]

2. Adjustment : TWD

3. Key in extra amount


(For discount, please input a minus sign prior to the amount of money.
Conversely, please input positive amount of money.)

To be collected : TWD 800 **4.** **Save**

Others
If the currency or amount which you collected is different from the "Tariff Rate", please input the correct currency and amount manually in the data fields below.

To be collected: currency **Save**

After the tariff rate is adjusted, please click [New Release No.] to create New Telex release number.



3:34:10 PM

TING.IT.HUANG
Office : CPO
Agent : TWYML
Division : ICBS

- Telex Release Menu
- Workspace
- New Release**
- New Release(AFSYS)
- Pending Release
- Release Query
- Global Query
- Resend Email
- Query/Revise TLX fee
- Clarify Cargo Status
- Address Book
- User Maintenance
 - New User
 - User Editing
- ADM Maintenance
- Agent Setting

Web Telex Release -- New

B/L No.	Voyage	Vessel Name	Common Voyage	Place of Receipt	Loading Port	Discharging Port	Place of Delivery
I309489808	PR5517N	KANWAY GLOBAL	1516N	CNSHK	HKHKG	TWKEL	TWKEL

Query from CIS

Consignee	Remark
COMBINE INT'L LOGISTICS.CO.,LTD (CIL/TPE) 2F,NO.19,SECTION 3.NANKING EAST ROAD,TAIPEI TAIWAN,R.O.C TEL:886-2- 25082747 FAX:886-2-25082748	

Tariff Rate	To be collected
TWD 600	TWD 800 Edit Rate

5.

i The B/L has been automatically retrieved from CIS.
If you want to amend the rate, please click [Edit Rate].

◆Select [Others]- Different Currency

If the currency or amount which actually collected is different from the default currency of “Tariff Rate”, please select the currency in pop-up box and input the amount manually, then click [Save] and return to “New Release” page.

Web Telex Release -- New

B/L No.	Voyage	Vessel Name	Common Voyage	Place of Receipt	Loading Port	Discharging Port	Place of Delivery
I309489808	PR5517N	KANWAY GLOBAL	1516N	CNSHK	HKHKG	TWKEL	TWKEL

Query from CIS

Consignee
COMBINE INT'L LOGISTICS.CO.,LTD
(CIL/TPE) 2F,NO.19,SECTION 3,NANKING EAST
ROAD,TAIPEI TAIWAN,R.O.C TEL:886-2-
25082747 FAX:886-2-25082748

Tariff Rate	To be collected
TWD 600	TWD 600 1. Edit Rate

The B/L has been automatically retrieved from CIS
If you want to amend the rate, please click [Edit Rate].

Currency Service - Windows Internet Explo...

Currency Service
Search type : By Code By Name
Please type words : **Search**

Edit Tariff Rate - Windows Internet Explor...

B/L No.	Tariff Rate	Adjustment	To be collected
I309489808	TWD 600	TWD 0	TWD 600

Edit Tariff Rate

Waive
 Adjustment : TWD 0
(For discount, please input a minus sign prior to the amount of money. Conversely, please input positive amount of money.)
To be collected : **Save**

Others
If the currency or amount which you collected is different from the "Tariff Rate", please input the correct currency and amount manually in the data fields below. **3. input the amount**
To be collected: **2.** **3.** **4.** **Save**

3:43:03 PM
TING.IT.HUANG
Office : CPO
Agent : TWYML
Division : ICBS

Telex Release Menu
Workspace
New Release
New Release(AFSYS)
Pending R...
Release Q...
Global Qu...
Resend En...
Query/Rev...
Clarify Ca...
Address Bog...
User Mainte...
New User...
User Editin...
ADM Mainte...
Agent Sett...

After the currency or amount is corrected, please click [New Release No.] to create New Telex release number.

May 2015
S M T W T F S

-	-	-	-	-	1	2
3	4	5	6	7	8	9
10	11	12	13	14	15	16
17	18	19	20	21	22	23
24	25	26	27	28	29	30
31	-	-	-	-	-	-

3:52:25 PM

TING.IT.HUANG
Office : CPO
Agent : TWYML
Division : ICBS

- Telex Release Menu
- Workspace
- New Release**
- New Release(AFSYS)
- Pending Release
- Release Query
- Global Query
- Resend Email
- Query/Revise TLX fee
- Clarify Cargo Status
- Address Book
- User Maintenance
 - New User
 - User Editing
- ADM Maintenance
- Agent Setting

Web Telex Release -- New

B/L No.	Voyage	Vessel Name	Common Voyage	Place of Receipt	Loading Port	Discharging Port	Place of Delivery
I309489808	PR5517N	KANWAY GLOBAL	1516N	CNSHK	HKHKG	TWKEL	TWKEL
Query from CIS							
Consignee				Remark			
COMBINE INT'L LOGISTICS.CO.,LTD (CIL/TPE) 2F,NO.19,SECTION 3.NANKING EAST ROAD,TAIPEI TAIWAN,R.O.C TEL:886-2- 25082747 FAX:886-2-25082748							
Tariff Rate		To be collected					
TWD 600	USD 20	Edit Rate					

5. New Release No. Same Release No.

i The B/L has been automatically retrieved from CIS.
If you want to amend the rate, please click [Edit Rate].

How to revise TT fee if the TLX notice has NOT been sent ?

< Telex Release Menu □ [Workspace] □ [Pending Release] >

Revise TT fee in “Pending Release” page

If the telex release has not been sent, but New Release No. has already been generated. The TT fee can be revised in “Pending Release” page by create user.

1. Input B/L number, and click [Query] in “Pending Release” page.
2. Click the hyperlink of “B/L No.”, and click [Edit Rate] to revise the TT fee.

September 2013
S M T W T F S

1 2 3 4 5 6 7
8 9 10 11 12 13 14
15 16 17 18 19 20 21
22 23 24 25 26 27 28
29 30 - - - - -

3:40:58 PM

TESSALEE
Office : CPO
Agent : TWYML
Division : ICBS

Telex Release Menu
Workspace
New Release
New Release(AESYS)
1. Pending Release
Release Query
Global Query
Resend Email
Query/Revise TLX fee

[Web Telex Release - EDIT/SEND PENDING TELEX RELEASE]

2. B/L No. : I309448869

Release Seq No.: Voyage : Vessel Name: POR Country: POD Country: Consignee: [Query]

[Click B/L No. to edit detail information]

Release Seq No.	B/L No.	Voyage	Vessel Name	Place of Receipt	Loading Port	Discharge Port	Place of Delivery	Consignee	Remark	
3. TWCP000310	I309448869	PR5337N	KANWAY GLOBAL	CNYTN	HKHKG	TWKEL	TWKEL	TRANS VAN LINKS EXPRESS CORP. TEL:886-287127070 #2607 FAX:886-287706266 CTC:JUDY SHEN		Delete














September 2013

S M T W T F S

1 2 3 4 5 6 7
 8 9 10 11 12 13 14
 15 16 17 18 19 20 21
 22 23 24 25 26 27 28
 29 30 - - - - -

3:43:47 PM

 **TESSALEE**
 Office : CPO
 Agent : TWYML
 Division : ICBS

-  Telex Release Menu
-  Workspace
-  New Release
-  New Release(AFSYS)
-  **Pending Release**
-  Release Query
-  Global Query
-  Resend Email
-  Query/Revise TLX fee
-  Address Book
-  User Maintenance
-  ADM Maintenance
-  Agent Setting

Release Seq No.	B/L No.	Voyage	Vessel Name	Place of Receipt	Loading Port	Discharging Port	Place of Delivery	Consignee	Remark
 TWCP000310	<u>I309448869</u>	PR5337N	KANWAY GLOBAL	CNYTN	HKHKG	TWKEL	TWKEL	TRANS VAN LINKS EXPRESS CORP. TEL:886-287127070 #2607 FAX:886-287706266 CTC:JUDY SHEN	<input type="button" value="Delete"/>

B/L No. :I309448869

Place of Receipt	Loading Port	Discharging Port	Place of Delivery	Consignee	Remark
CNYTN	HKHKG	TWKEL	TWKEL	TRANS VAN LINKS EXPRESS CORP. TEL:886-287127070 #2607 FAX:886-287706266 CTC:JUDY SHEN	<input type="button" value="Save"/>
Tariff Rate	Actual Collected				
TWD 500	USD 15	4.	<input type="button" value="Edit Rate"/>		

How to revise TT fee after sending the TLX notice?

< Telex Release Menu □ [Workspace] □ [Query/Revise TLX fee] >

Revise TT fee in “Query/Revise TLX fee” page

If the telex release notice has been sent, the TT fee can be revised in [Query/Revise TLX fee] by users in TLX issued office.

1. Input B/L number, and click [Query] in function [Query/Revise TLX fee].
2. Click the hyperlink of “Edit Rate” to revise the TT fee.

September 2013
S M T W T F S
1 2 3 4 5 6 7
8 9 10 11 12 13 14
15 16 17 18 19 20 21
22 23 24 25 26 27 28
29 30 - - - - -
3:49:58 PM

TESSALEE
Office : CPO
Agent : TWYML
Division : ICBS

Telex Release Menu
Workspace
New Release
New Release(AFSYS)
Pending Release
Release Query
Global Query
Resend Email
1 Query/Revise TLX fee
Address Book
User Maintenance
ADM Maintenance
Agent Setting

Web Telex Release - EDIT TELEX RATE

Release Seq No.:		B/L No. :	I309448869	
Voyage :		Vessel Name:		
POR:		POD:		
From :(YYYYMMDD)		To :(YYYYMMDD)		

Query

Release Seq No.	B/L No.	Voyage	POR	POD	Tariff Rate	Actual Collected	
TWCPO00310	I309448869	PR5337N (KANWAY GLOBAL)	CNYTN	TWKEL	TWD 500	USD 15	2. Edit Rate Save

How to create the telex release record after “FC” ?

< Telex Release Menu □ [Workspace] □ [New Release] >

If the container movement “FC” has been filed correctly, in order to complete telex release procedure, and keep the TT fee record in system, the system is allowed to create the TLX record/fee.

1. Input B/L number and click [Query from CIS].
2. If the TT fee needs to be revised, please click [Edit Rate] to amend.
3. Please click [New Release No.] to create the telex release number.

Web Telex Release -- New

B/L No.	Voyage	Vessel Name	Common Voyage	Place of Receipt	Loading Port	Discharging Port	Place of Delivery
E490107720	AW4512A	YM MODERATION	008A	VNIHV	VNIHV	USNYC	USBOY

1. [E490107720] 2. [Query from CIS]


Consignee: ELEMENTS INTERNATIONAL GROUP, LLC. 2020 INDUSTRIAL BLVD., ROCKWALL, TX 75087. PHONE: (877) 575-3888 MAIL: CWEINER@ELEMENTSGRP.COM E-

Remark:


Tariff Rate	To be collected
VND 500000	VND 500000

3. [Edit Rate]

4. [New Release No.] [Same Release No.]

 The container movement is 'FC'.

網頁訊息

 The container movement activity is still displayed as 'FC' (Release Full to Consignee) in EQMS. Do you still want to continue?

5. [確定] [取消]

Thank You 

