

The Russian State Exam



Simulator

Автор: Симонова Елена Борисовна, г.Челябинск, МАОУ СОШ № 153

Под редакцией Тетиной Светланы Владимировны

ГБОУ ДПО ЧИППКРО

2015 год

Задание 2. В задании 2 устной части вам предлагается жизненная ситуация, в которой вы, заинтересовавшись рекламным объявлением, хотите получить дополнительную информацию. Ваша задача – задать пять ПРЯМЫХ вопросов на основе ключевых слов. Соблюдайте интонационный рисунок вопросов.



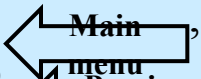

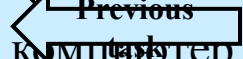
Подготовка: 1,5 минуты

Выполнение: 1,7 минуты

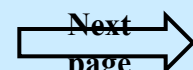
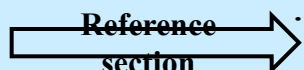
Количество баллов – 5

Правила пользования симулятором для подготовки к устной части по английскому языку ЕГЭ (задание 2)

Вы включаете запись на своем компьютере, выбираете любое задание из 20, кликаете по нужной кнопке и по гиперссылке переходите на слайд с выбранным заданием. Чтобы приступить к выполнению задания необходимо кликнуть на опции «**Task 2/... Click to start**». Раздастся звуковой сигнал, и с этого момента начнется отсчет времени, отведенного на подготовку. Время на подготовку – 1.5 минуты. В течение этих полутора минут Вам нужно внимательно прочесть задание. Во время подготовки Вы будете видеть на экране все пункты плана, по которым нужно получить информацию. Через полторы минуты снова прозвучит звуковой сигнал, и пункты плана будут появляться поочередно и Вам нужно будет задать по каждому из них прямой вопрос. Отвечать на вопросы НЕ НАДО! Время ответа – 20 секунд на каждый вопрос. По истечении отведенного на ответ времени текст задания исчезнет с экрана и появится окно «**Time is over**».

Для того чтобы вернуться на страницу с заданиями необходимо кликнуть по  **Main menu**, для перехода к следующему заданию по  **Next**, к предыдущему заданию – по  **Previous**. По окончании ответа не забудьте удостовериться, что ваш ответ записался на компьютер. Постарайтесь полностью выполнить поставленные задачи, говорите ясно и четко, не отходите от темы и следуйте предложенному плану ответа. Так вы сможете набрать наибольшее количество баллов.

Если вы испытали затруднения в постановке вопросов, вы можете найти некоторые из них в разделе «**Reference Section**» (слайд 126), но сделать это желательно после того, как Вы попробовали выполнить задание самостоятельно. После работы со справочником задайте вопросы еще раз. Для перехода в «**Reference Section**» нужно кликнуть по



Симулятор позволяет работать с каждым заданием любое количество раз. Главное – добиться безошибочного выполнения и уложиться в отведенное время.

Симулятором можно пользоваться как при самостоятельной подготовке к ЕГЭ, так и под руководством преподавателя.

Надеемся, что работа по нашему пособию будет полезна и интересна для вас.

Отзывы, замечания и предложения, касающиеся данного пособия, можно присылать по электронному адресу: sima1@is74.ru

***Желаем успеха в подготовке
к экзамену и его сдаче!***



Перейти к заданиям

Task 2/1

Task 2/2

Task 2/3

Task 2/4

Task 2/5

Task 2/6

Task 2/7

Task 2/8

Task 2/9

**Task
2/10**

**Task
2/11**

**Task
2/12**

**Task
2/13**

**Task
2/14**

**Task
2/15**

**Task
2/16**

**Task
2/17**

**Task
2/18**

**Task
2/19**

**Task
1/20**

Task 2/1. Click to start

Start speaking, please.
Ask five direct questions, please.

Question 2

2) number of bike docking stations across London



Answer

Question 3

3) cycle paths in London's parks



Answer

Question 4

4) if bikes are available to hire at the terminal with a bank card



Answer

Question 5

5) if bike hire price
includes p
and helme

Time is over



Answer

← Main menu

Reference section →

Next task →

Task 2/2. Click to start

Start speaking, please.
Ask five direct questions, please.

Question 2

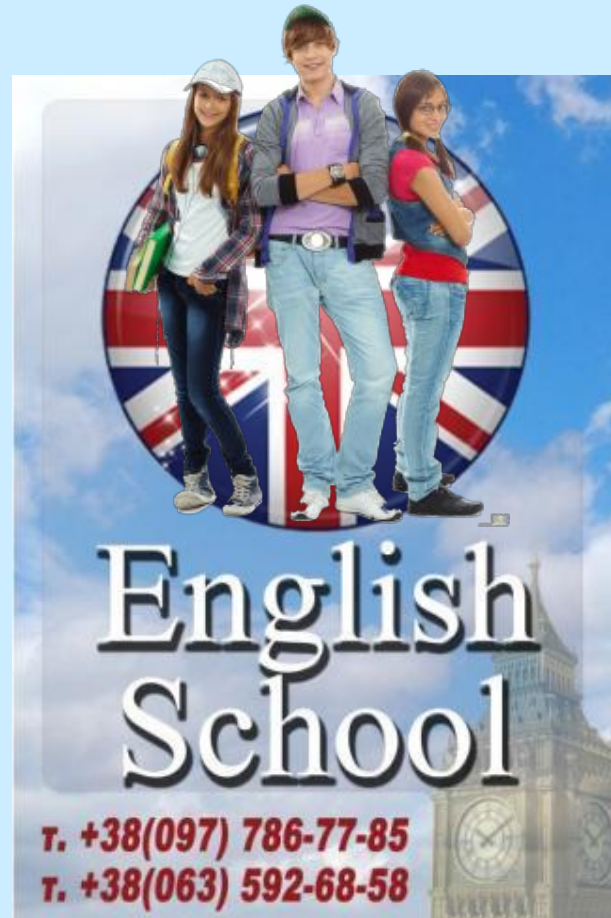
2) languages the school offers



Answer

Question 3

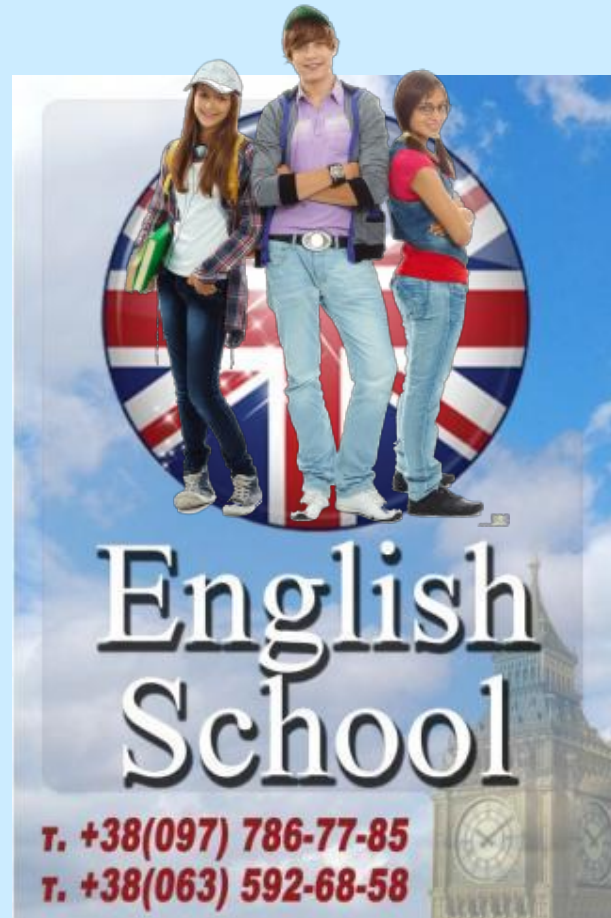
3) ways to establish pupils' level of English



Answer

Question 4

4) maximum number of students per class



Answer

Question 5

5) if flexible start and finish dates are

Time is over



Answer

Main menu

Reference section

Previous
task

Next task

Task 2/3. Click to start

Start speaking, please.
Ask five direct questions, please.

Question 2

2) length of training session



Answer

Question 3

3) if changing rooms and hot showers are among centre facilities



Answer

Question 4

4) centre equipment



Answer

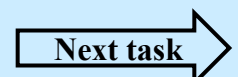
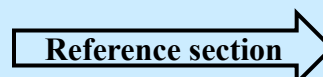
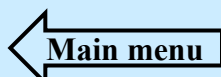
Question 5

5) car parking

Time is over



Answer



Task 2/4. Click to start

Start speaking, please.
Ask five direct questions, please.

Question 2

2) time of event



Answer

Question 3

3) the number of days
booking need to be made



Answer

Question 4

4) if photos can be taken



Answer

Question 5

5) autogra

Time is over



Answer

Main menu

Reference section

Previous
task

Next task

Task 2/5. Click to start

Start speaking, please.
Ask five direct questions, please.

Question 2

2) condition of car



Answer

Question 3

3) kilometres car has made



Answer

Question 4

4) accidents



Answer

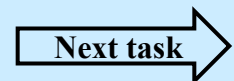
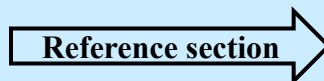
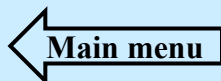
Question 5

5) price



Time is over

Answer

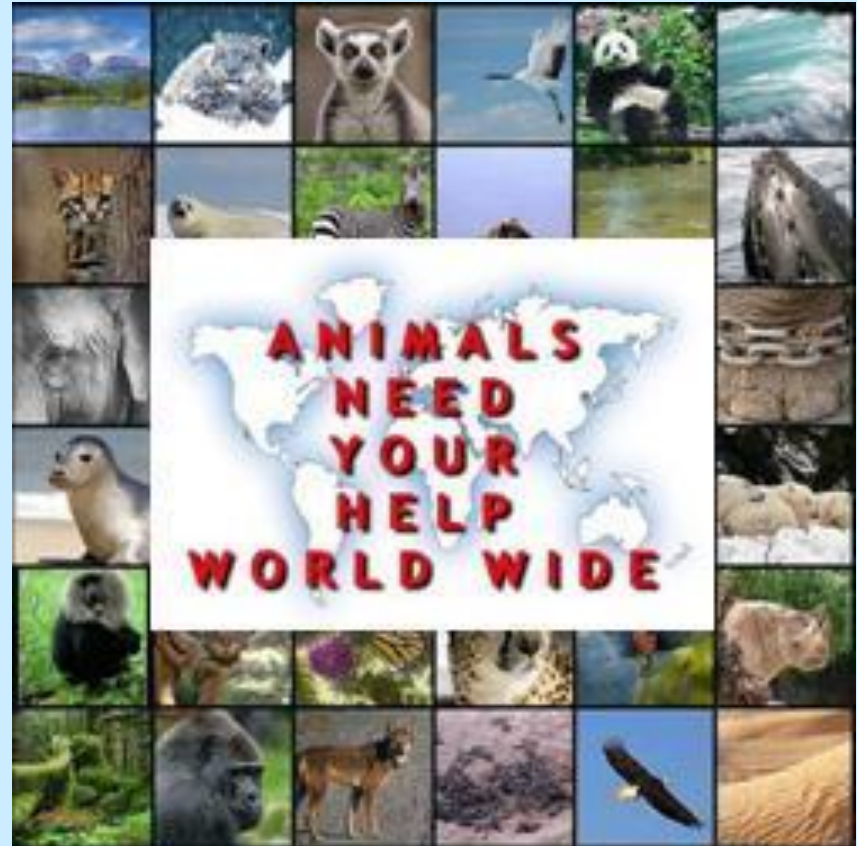


Task 2/6. Click to start

Start speaking, please.
Ask five direct questions, please.

Question 3

3) look after sick animals



Answer

Task 2/7. Click to start

Start speaking, please.
Ask five direct questions, please.

Question 2

2) location of flat



Answer

Question 3

3) what modern conveniences the flat has



Answer

Question 4

4) public transport connections



Answer

Question 5

5) availability of discounts
if paid 6 m

Time is over



Answer

← Main menu

Reference section →

← Previous
task

Next task →

Task 2/8. Click to start

Start speaking, please.
Ask five direct questions, please.

Question 2

2) if reservation is free



Answer

Question 3

3) what dishes, drinks and desserts are on the menu



Answer

Question 4

4) an average price of dinner



Answer

Question 5

5) entertaining programmes

Time is over



Answer

← Main menu

Reference section →

← Previous
task

Next task →

Task 2/9. Click to start

Start speaking, please.
Ask five direct questions, please.

Question 2

2) when it starts



Answer

Question 3

3) number of lessons
per week



Answer

Question 4

4) lesson duration



Answer

Question 5

5) availability of discounts
if paid ahead

Time is over



Answer

← Main menu

Reference section →

← Previous
task

Next task →

Task 2/10. Click to start

Start speaking, please.
Ask five direct questions, please.

Question 2

2) ticket cost



Answer

Question 3

3) advance reservation



Answer

Question 4

4) when the day off it is



Answer

Question 5

5) if you can take photos

Time is over

Royal Childhood Exhibition

Answer

Main menu

Reference section

Previous
task

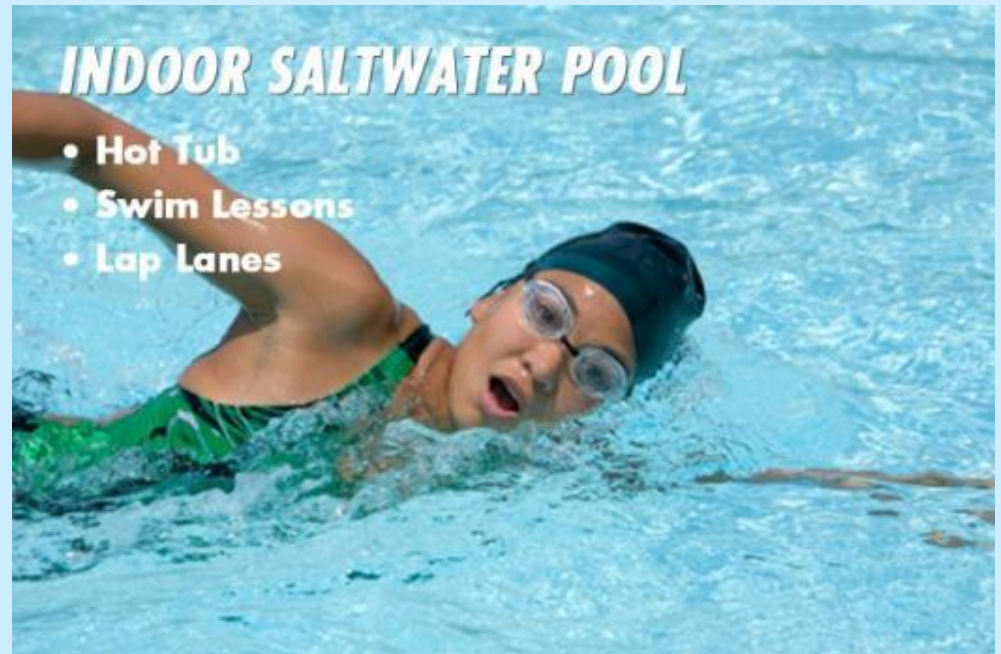
Next task

Task 2/11. Click to start

Start speaking, please.
Ask five direct questions, please.

Question 2

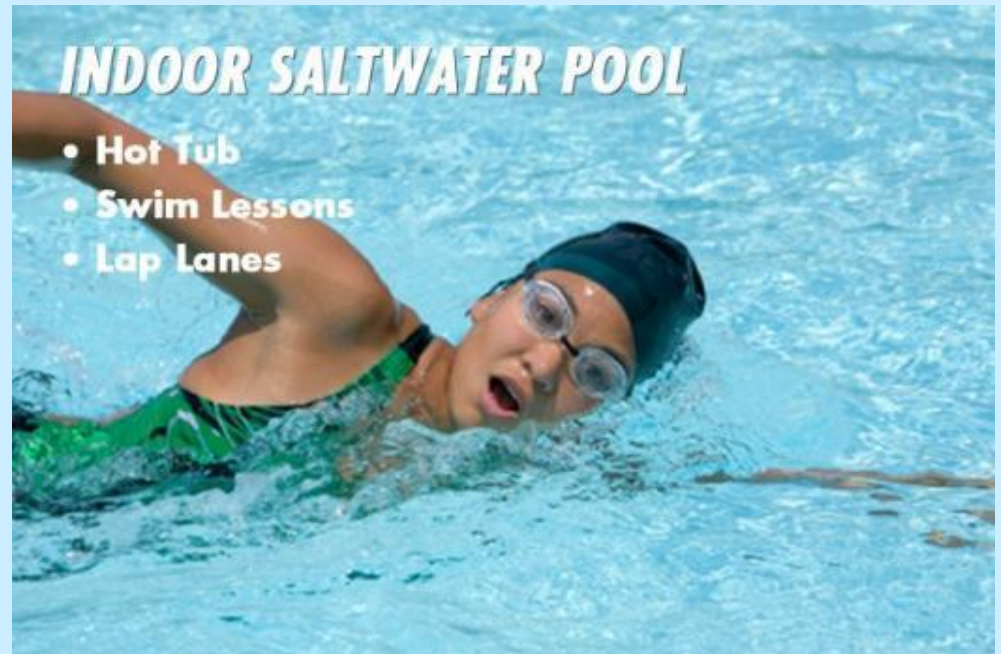
2) if they offer personal training programmes



Answer

Question 3

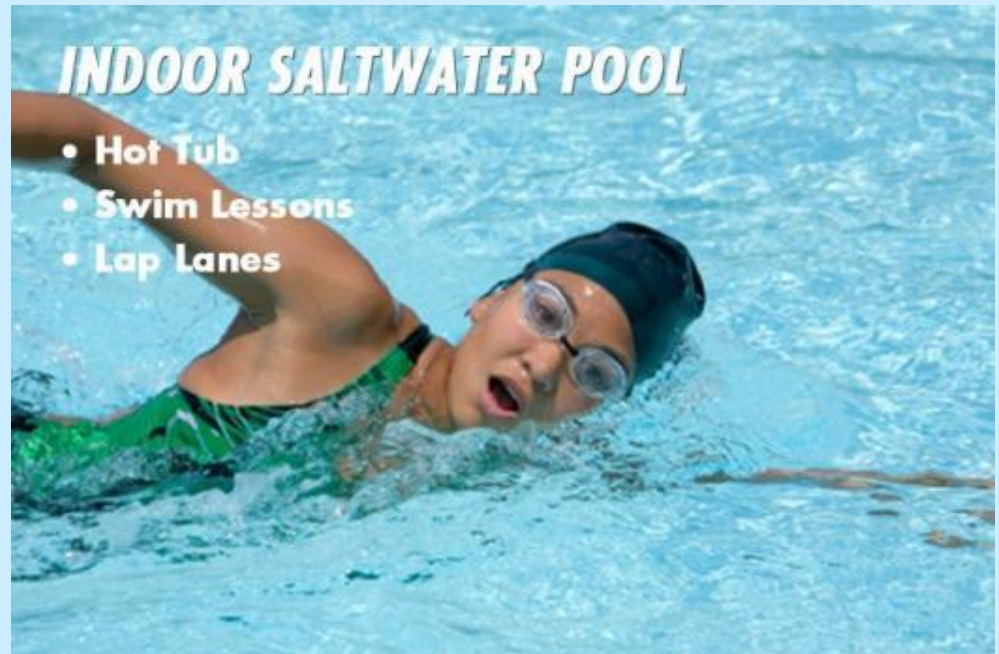
3) maximum number
of swimmers per group



Answer

Question 4

4) if one can take part in different competitions



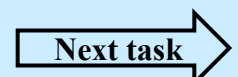
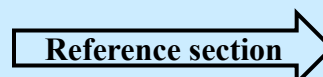
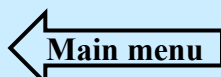
Answer

Question 5

5) price of the course



Answer



Task 2/12. Click to start

Start speaking, please.
Ask five direct questions, please.

Question 2

2) the age children can share the room with their parents free of charge



Answer

Question 3

3) check-in and check-out time



Answer

Question 4

4) if parking is complimentary for the guests



Answer

Question 5

5) available family oriented attractions

Time is over



Answer

Main menu

Reference section

Previous
task


Next task

Task 2/13. Click to start

**Start speaking, please.
Ask five direct questions, please.**

Question 2

2) if guided walks are available daily



New York
Discover the City

Regular bus tours

Regular walks

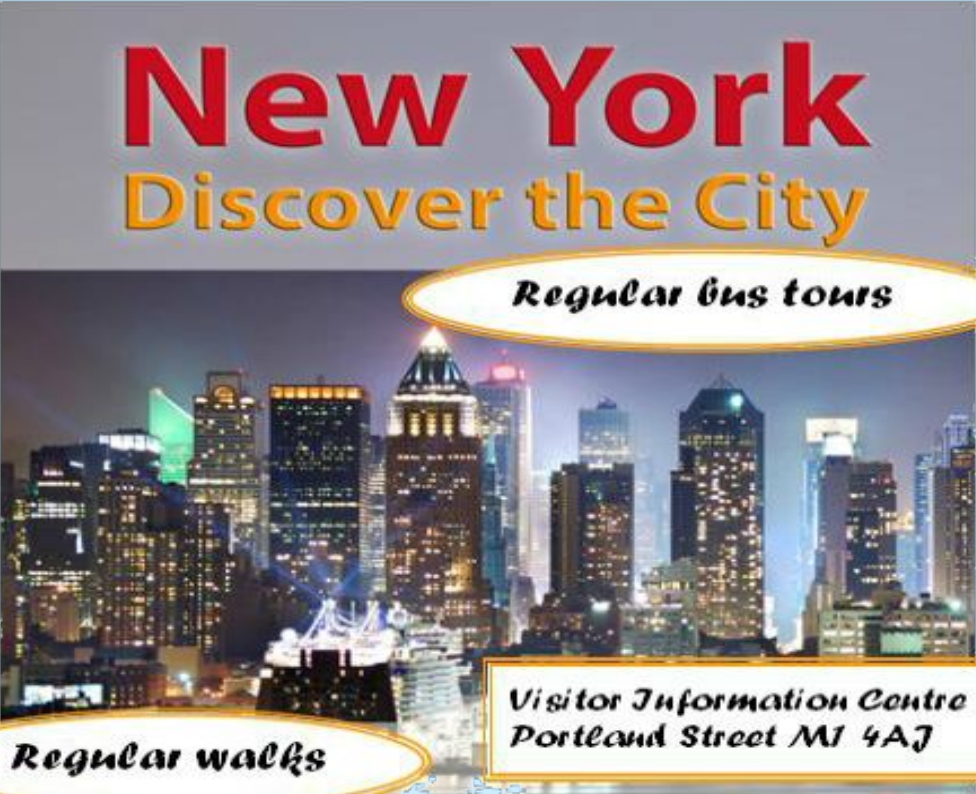
*Visitor Information Centre
Portland Street NJ 4AJ*

The advertisement features a night-time photograph of the New York City skyline with illuminated skyscrapers. The text is overlaid on the image in various colors and fonts. The title 'New York Discover the City' is at the top in red and yellow. Below it, 'Regular bus tours' is in a yellow oval, 'Regular walks' is in a white oval, and the visitor information is in a white box at the bottom right.

Answer

Question 3

3) Russian-speaking guides availability



New York
Discover the City

Regular bus tours

Regular walks

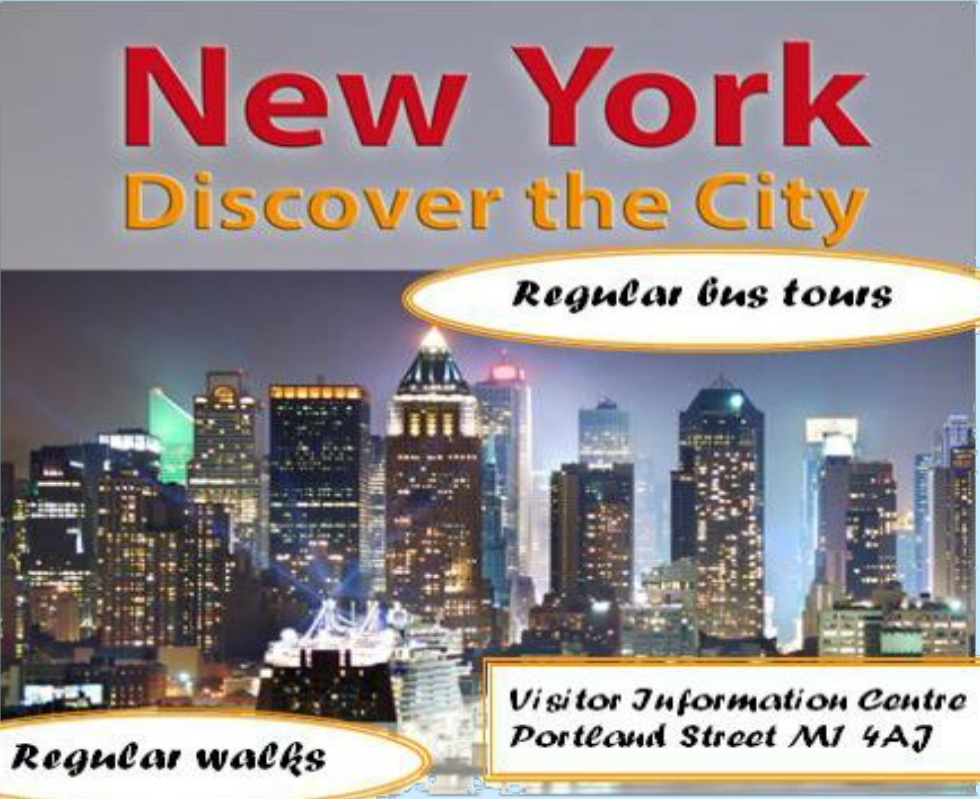
*Visitor Information Centre
Portland Street NJ 4AJ*

The advertisement features a night-time photograph of the New York City skyline with illuminated skyscrapers. The text is overlaid on the image in various colors and fonts. The title 'New York Discover the City' is at the top in red and orange. Below it, 'Regular bus tours' is in a yellow oval, 'Regular walks' is in a white oval, and 'Visitor Information Centre Portland Street NJ 4AJ' is in a white box.

Answer

Question 4

4) place of meeting



New York
Discover the City

Regular bus tours

Regular walks

*Visitor Information Centre
Portland Street NJ 4AJ*

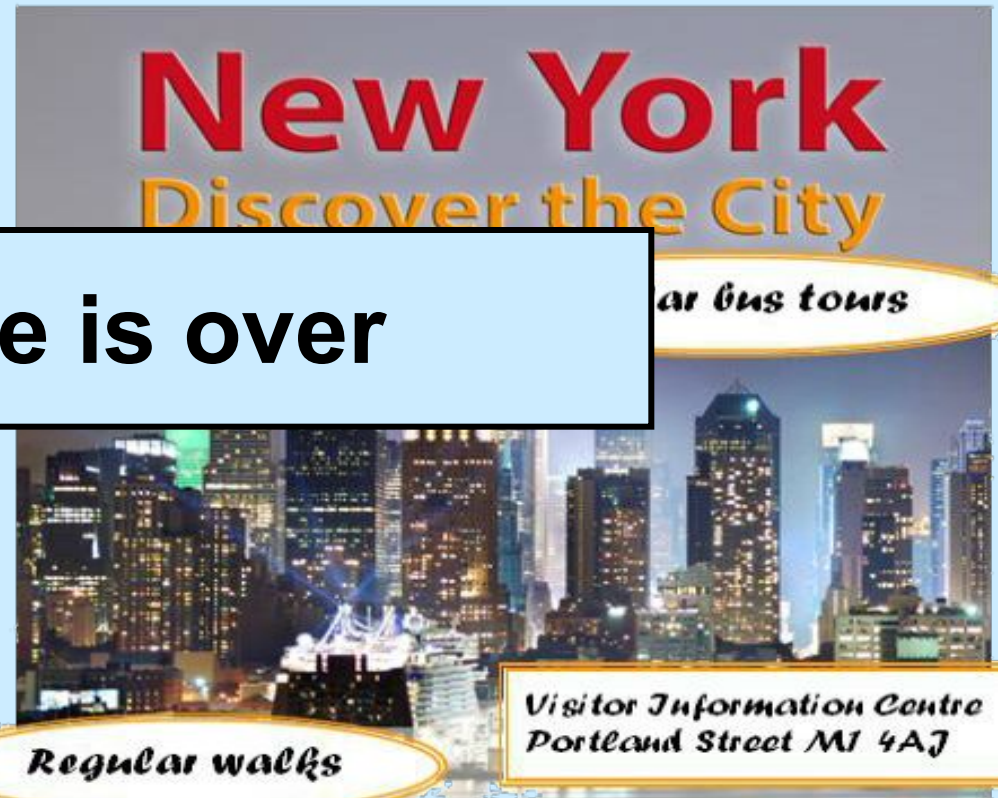
The image is a promotional graphic for New York City tours. It features a night-time photograph of the Manhattan skyline with various skyscrapers illuminated. The text is overlaid on the image. At the top, 'New York' is written in large red letters, and 'Discover the City' is in yellow. Below this, there are three callout boxes: an oval containing 'Regular bus tours', another oval containing 'Regular walks', and a rectangular box containing 'Visitor Information Centre Portland Street NJ 4AJ'.

Answer

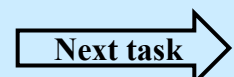
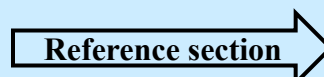
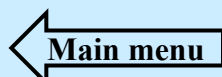
Question 5

5) ways of booking the
tour

Time is over



Answer



Task 2/14. Click to start

Start speaking, please.
Ask five direct questions, please.

Question 2

2) if the rooms are comfortable



Answer

Question 3

3) if the hotel disposes of wireless high-speed internet



Answer

Question 4

4) price for ten days



Answer

Question 5

5) discounts for
parents with children
under 6

Time is over



Answer

← Main menu

Reference section →

← Previous
task

Next task →

Task 2/15. Click to start

Start speaking, please.
Ask five direct questions, please.



Question 2

2) when the courses begin

Answer



Question 3

3) length of courses

Answer



Question 4

4) if pupils study English full-time during the day

Answer

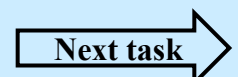
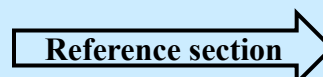
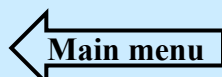


Question 5

5) ways of booking the

Time is over

Answer



Task 2/16. Click to start

**Start speaking, please.
Ask five direct questions, please.**

Question 2

2) if all the safety clothing and equipment will be provided



Answer

Question 3

3) session times



Answer

Question 4

4) availability of group
price reduction



Answer

Question 5

5) if outside food and
beverage

Time is over



Answer

← Main menu

Reference section →

← Previous
task

Next task →

Task 2/17. Click to start

Start speaking, please.
Ask five direct questions, please.

Question 2

2) if shoes for men and women are offered



Answer

Question 3

3) colours available



Answer

Question 4

4) sizes available



Answer

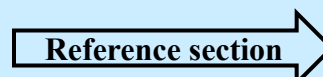
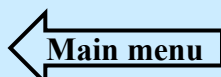
Question 5

5) if any sales or discounts

Time is over



Answer



Task 2/18. Click to start

Start speaking, please.
Ask five direct questions, please.

Question 2

2) number of bedrooms



Answer

Question 3

3) if there have been recent innovations



Answer

Question 4

4) distance to nearest public transport



Answer

Question 5

5) move-in date



Flats for rent

Time is over

Your search ends here

Answer

← Main menu

Reference section →

← Previous
task


Next task →

Task 2/19. Click to start

**Start speaking, please.
Ask five direct questions, please.**

Question 2


2) if there are films recommended for little children



Answer

Question 3


3) dress code



Answer

Question 4

4) access for people with disabilities




Answer

Question 5

5) availability of price
reduction for
reservation

Time is over



Answer

Main menu

Reference section

Previous
task

Next task

Task 2/20. Click to start

**Start speaking, please.
Ask five direct questions, please.**

Question 2

2) tips to guarantee fun and safety



Get Risky

United States Parachute Association
7 DAYSTIME
TRAINING CENTER

To make a booking or for more information please contact our Booking team on:
Tel: 0115 982 1212

www.7daystime.com

The advertisement features a person parachuting with a colorful canopy against a blue sky with white clouds. The text is arranged in a clear, bold layout, with the company logo prominently displayed in the upper right corner.

Answer

Question 3

3) if any certificate is awarded



Get Risky

United States Parachute Association
TPC
TRAINING CENTER

To make a booking or for more information please
contact our Booking team on:
Tel: 0115 982 1212

www.7daystime.com

The advertisement features a central image of a person skydiving with a large, multi-colored parachute (blue, red, green, and yellow) against a blue sky with white clouds. The text is arranged around the image, with 'Get Risky' in large black letters at the top left. The United States Parachute Association logo and the TPC Training Center logo are in the top right. Contact information is at the bottom.

Answer

Question 4

4) price per person

An advertisement for the Parachute Training Center. The background is a blue sky with white clouds. In the center, a person is skydiving with a large, colorful parachute (blue, red, and green). In the top right corner, there is a circular logo for the Parachute Training Center, featuring a stylized 'TC' and the text 'United States Parachute Association' and 'TRAINING CENTER'. The text 'Get Risky' is written in a large, bold, black font in the upper left. At the bottom, there is contact information for booking.

Get Risky

**To make a booking or for more information please
contact our Booking team on:
Tel: 0115 982 1212**

www.7daystime.com

Answer

Question 5

5) necessity to book
in advance

Time is over



Get Risky

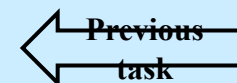

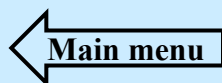
United States Parachute Association
TC
TRAINING CENTER

To make a booking or for more information please
contact our Booking team on:
Tel: 0115 982 1212

www.7daystime.com

The advertisement features a skydiver in the lower half and a large, colorful parachute in the upper half. The background is a clear blue sky with light clouds.

Answer



Reference Section

Location

Where is the ... ?

Where is the ... situated/located?

What's your address?

How can I get there?

Shower/sauna/swimming pool/... availability

Is there any sauna/shower/... in your ...?

Do you have hot and cold water there?

Ways of payment

How can I pay?

Can I pay in cash?

Do you take credit cards?

Opening hours

What are your opening hours?

When do you open?

Do you have any breaks?

How long do you work on week days/weekends?

Price

What's the price for a month?

How much must I pay for a month?

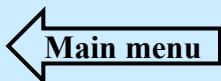
How much does a month cost?

Discounts

Do you have any discounts for students?

I'm a student. Can I have any discount here?

Do you give any discounts to students?



Список использованных источников

1. ЕГЭ. Английский язык. Лексика в тестах/ Л.И.Романова. –М.: Айрис-пресс, 2013
2. Эссе: темы и аргументы/ Е.Л.Занина. –М.: Айрис – пресс, 2012
3. Самое полное издание типовых вариантов заданий ЕГЭ:2014: Английский язык / авт.-сост. М.В. Вербицкая.- М.: АСТ: Астрель, 2014
4. Немыкина А.И., Почепаева А.В. ЕГЭ. Устная часть. Английский язык. Сборник тестов: учебное пособие по английскому языку с компьютерным диском. ООО «Лэнгвидж 360», 2014
5. Мария Вербицкая, Малколм Манн, Стив Тейлор-Ноулз Сборник тестов для подготовки к ЕГЭ по английскому языку. Книга для учащегося. Макмиллан, 2009
6. Малколм Манн, Стив Тейлор-Ноулз Учебное пособие для подготовки к ЕГЭ по английскому языку: Чтение. Письмо. – Макмиллан, 2010
7. Малколм Манн, Стив Тейлор-Ноулз Учебное пособие для подготовки к ЕГЭ по английскому языку: Говорение. Аудирование. – Макмиллан, 2010
8. Oxford Exam Excellence. Preparation for secondary school exams. – Oxford University press, 2014
9. ЕГЭ. Английский язык. Грамматика и лексика / Л.И.Романова. – 5-е изд. –М.:Айрис-пресс, 2014
10. ЕГЭ. Английский язык. Грамматика в тестах / Л.И.Романова. – М.: Айрис-пресс, 2013
11. Музланова Е.С. Английский язык: ЕГЭ-учебник. – М.:АСТ:Астрель:Полиграфиздат, 2011
12. Бодоньи М.А. Английский язык. Подготовка к ЕГЭ: устная часть. Задания по новой демоверсии на 2015 год: учебно-методическое пособие.- Ростов н/Д: Легион, 2015
13. Английский язык. 9 класс. Подготовка к государственной итоговой аттестации- 2014: учебно методическое пособие с аудиоприложением/ Под редакцией Е.А.Фоменко. – Ростов-на-Дону: Легион, 2013
14. Устная часть ЕГЭ. Английский язык. Методические рекомендации для учителей английского языка / авт. сост. Воложанина Н.В., Факторович Е.П. под ред.Тетиной С.В. –Челябинск, ЧИППКРО, 2014
15. Картинки и фотографии для заданий взяты на сайте yandex.ru
16. Сайт www.fipi.ru