



Cleaning technology of ferroconcrete silo

Without climbing down into the silo cell

Phone: +36-20/251-7919, +36-20/971-0423, E-mail: grainservice.office@gmail.com

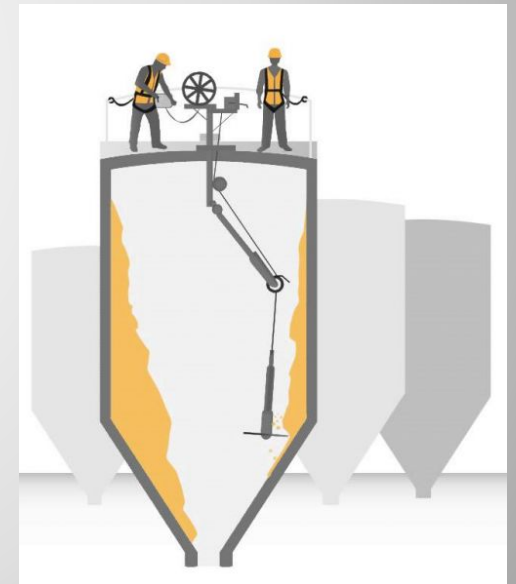
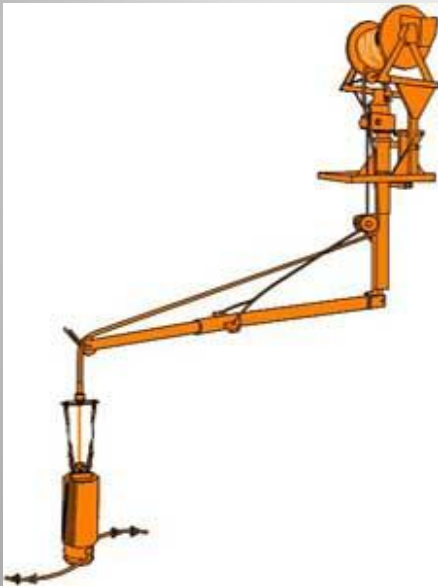
I. Phase of cleaning–Harsh mechanical 1.

For the cleaning of strongly stuck, harsh contamination more treatment may be needed depends on the infection



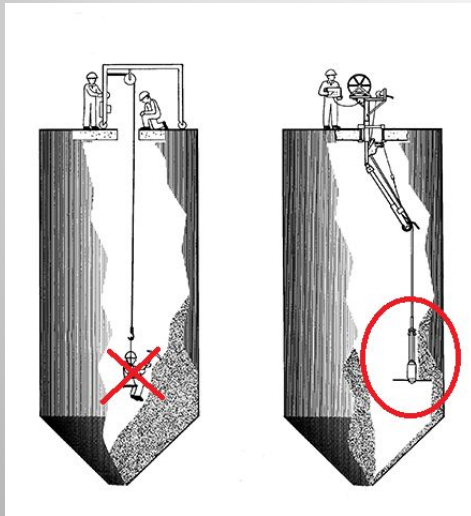
I. Phase of cleaning – Harsh mechanical 2.

With the vertical and horizontal movement of the rotating mechanics the harsh, stuck contamination can be removed safely.



I. Phase of cleaning–Harsh mechanical 3.

Because of the performance of the rotating head unit we do not need to climb down into the silo because the machine can replace people.



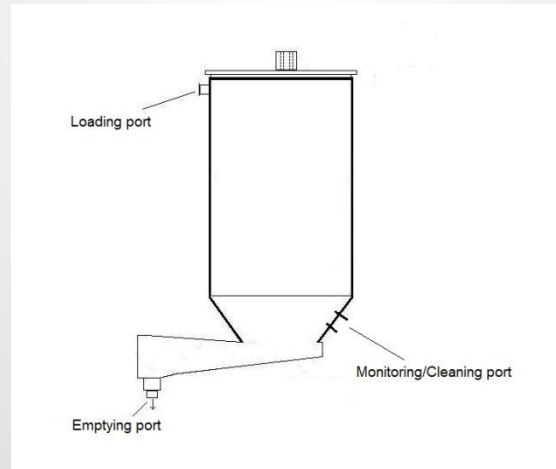
II. Phase of cleaning–Soft pneumatic

The removal of softer contamination and the post treatment of the surface. Subservience of precision cleaning of the stuck remnant with the use of high-pressure air.



III. Phase of cleaning – Emptying

Mechanical and manual removal and emptying of the contamination and cleaning byproduct that fell into the absorbing schuber.



Requiring conditions for work

- 220/380 V voltage
- Proper sized elevator for the transport of equipment
- Proper lashing points at the top entrance of the silo
- The top entrance of the silo can be opened (no welded bars if it is possible)
- The low loading system can be opened, if there is a block or stuck at the emptying
- Advantage but not condition: have a proper vent equipment during the cleaning

**Waiting for you questions!
Thank you for your attention!**

Zoltán Gavlicza
Technical Division Head



Phone: +36-20/251-7919, +36-20/971-0423, E-mail: grainservice.office@gmail.com