

The background features a repeating pattern of stylized books in various colors (pink, green, yellow, blue) and sizes, scattered across a light beige background with a fine diagonal line pattern. Interspersed among the books are small, colorful dots in shades of blue, green, yellow, and pink. The overall aesthetic is bright and educational.

ИТОГИ

1

ЧЕТВЕРТИ

The background is white with scattered colorful dots in shades of blue, green, yellow, and red. There are several stylized line-art icons of books and stacks of papers in various colors (red, blue, green, yellow) scattered around the text.

Дневник

Дети заполняют
самостоятельно!!!

Режим работы

1 Уроки с 8:30

Обед с 12:15-12:35

5 урок – 13:20

Что мы

узнали?

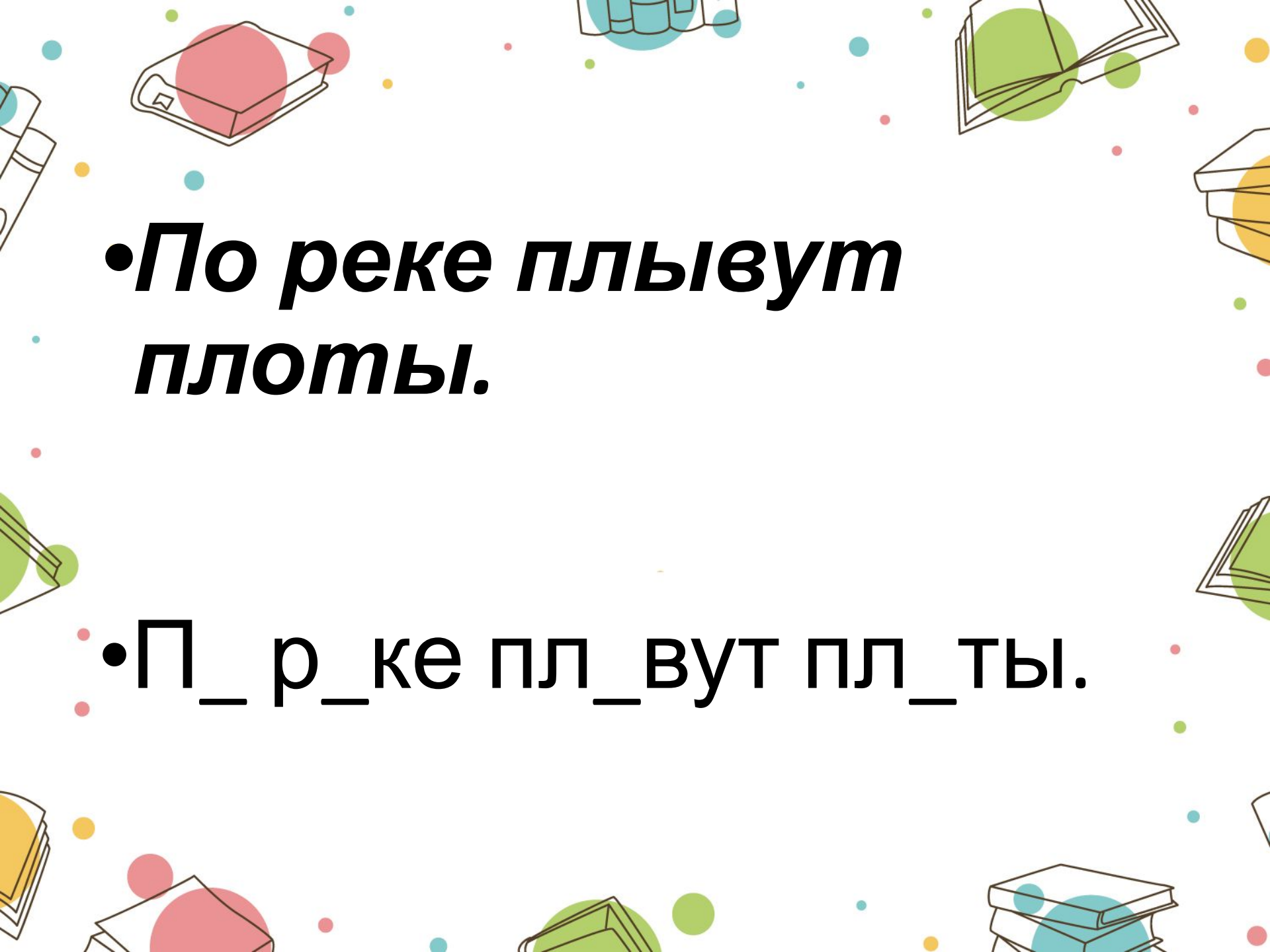
Гласные

Сильная позиция

- ударная

Слабая позиция -

безударная



• ***По реке плывут
плоты.***

• П_р_ке пл_вут пл_ты.



Согласные

Сильная позиция –

звонкая/глухая

согласная перед

гласной

Слабая позиция –

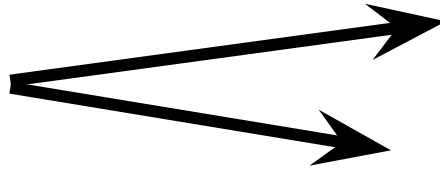
звонкая/глухая

согласная в конце

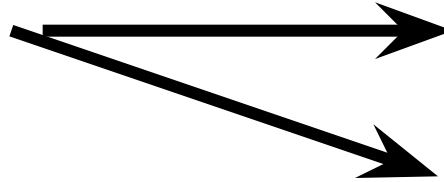
слова

СЛАБАЯ ПОЗИЦИЯ

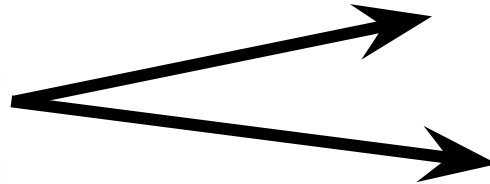
[а]



[ы]



[и]



[у]



БУКВЫ

а

о

е

ы

и

и

у

Математика

The background is white and decorated with various colorful elements. There are small dots in shades of blue, green, yellow, and red scattered throughout. Larger, semi-transparent circles in blue, green, and red are also present. Several stylized line-art icons of books are scattered around the page, some in different colors like red, green, and yellow. The overall aesthetic is clean, modern, and educational.

The background is white with scattered colorful dots in shades of blue, green, yellow, and red. There are several stylized line-art icons of books and stacks of papers in various colors (red, blue, green, yellow) scattered around the text.

Что такое величина?

Величина – это признак, по которому предмет может быть больше или меньше.

**МАССА, ПЛОЩАДЬ,
ДЛИНА, ОБЪЁМ**



**ВЕЛИЧИ
НА**

строим

измеряем

схема

мерка

формула

$$A = 5C$$

- Построить величину A , состоящую из 5 мерок C

Порядок построения
величины



1. Выбрать величину.
2. Выбрать мерку.
3. Отложить столько раз, сколько записано в формуле.
4. Обозначить величину буквой.



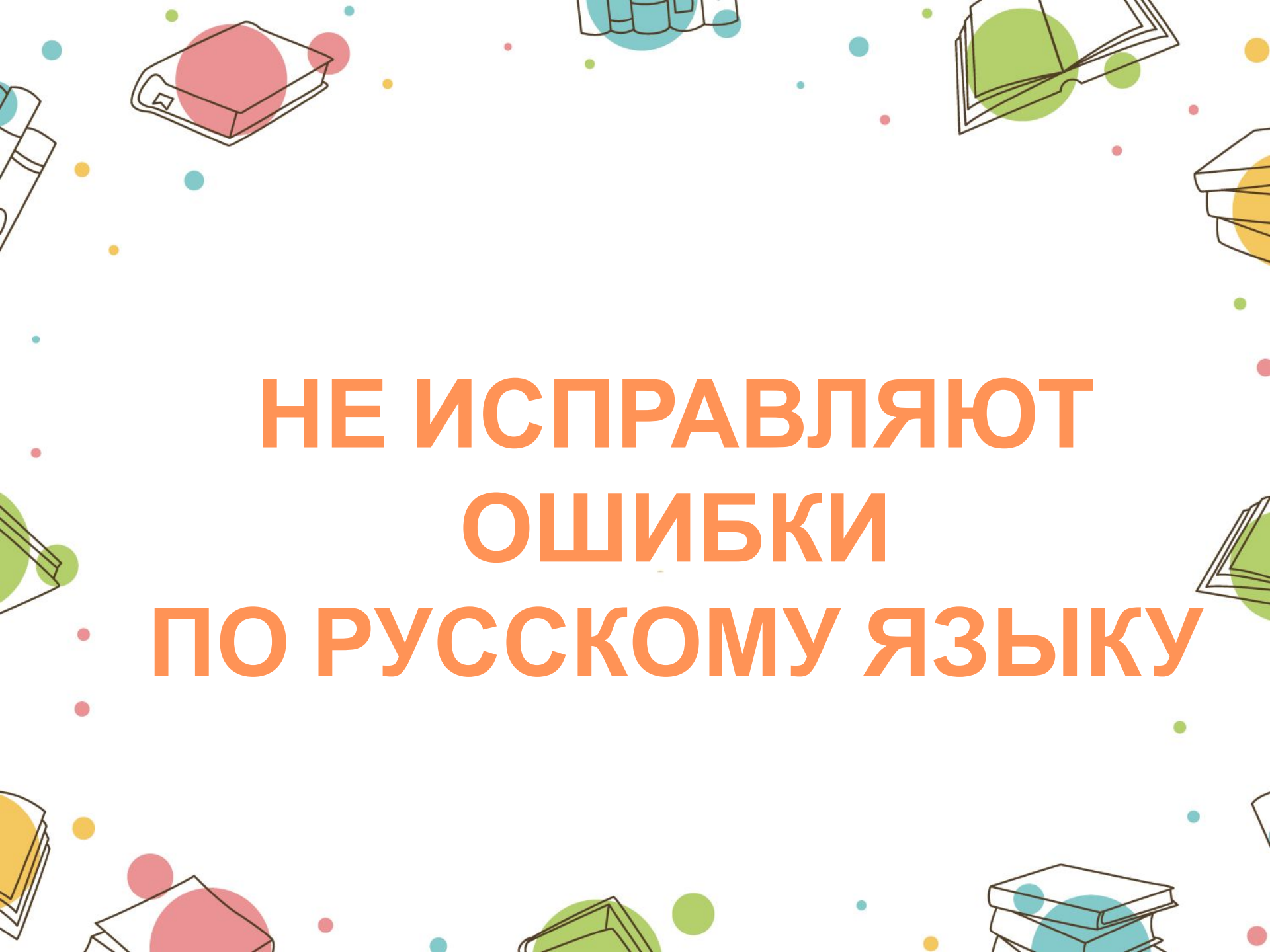
Числовая прямая – это прямая, на которой отмечены мерки-шаги.

- Какие условия надо соблюдать, чтобы построить числовую прямую?

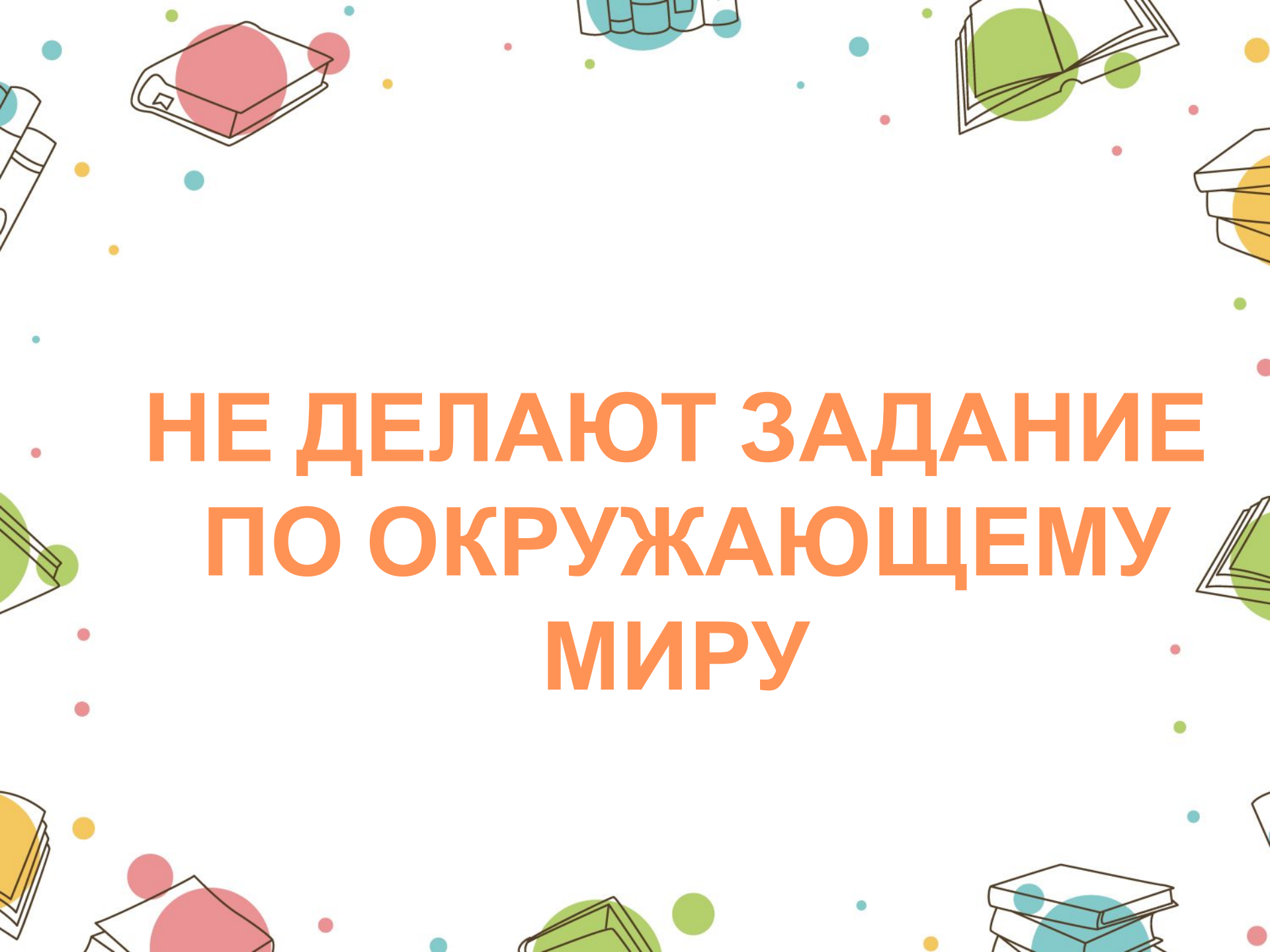
Начало, одинаковый шаг и направление.

Алгоритм построения числовой прямой

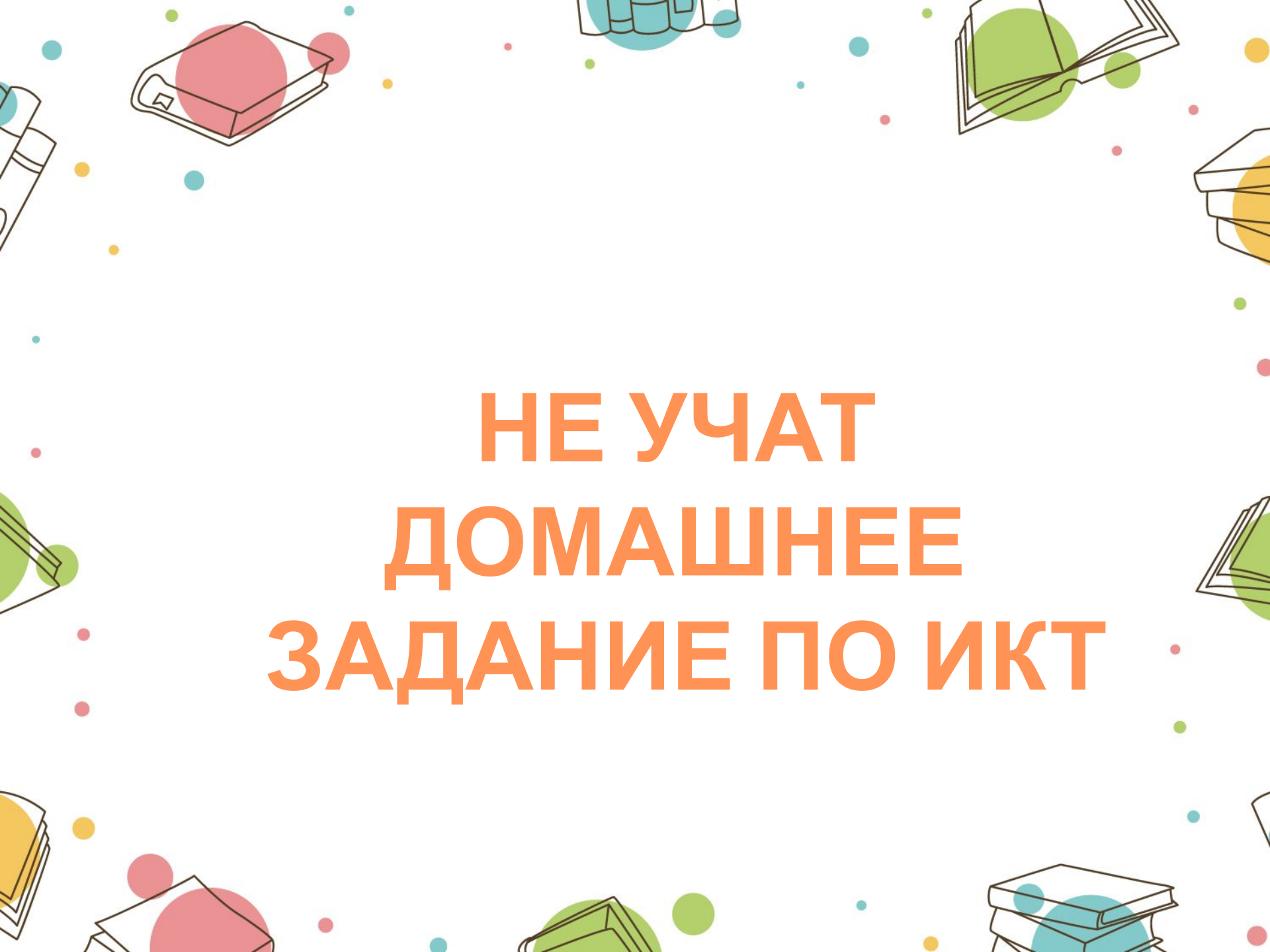
1. Построить прямую
2. Отметить начало отсчёта и направления
3. Выбрать шаг
4. Отложить нужное количество шагов

The background is white with scattered colorful dots in shades of blue, green, yellow, and pink. There are also several stylized line-art icons of books and stacks of papers in various colors (red, green, yellow, blue) scattered around the edges.

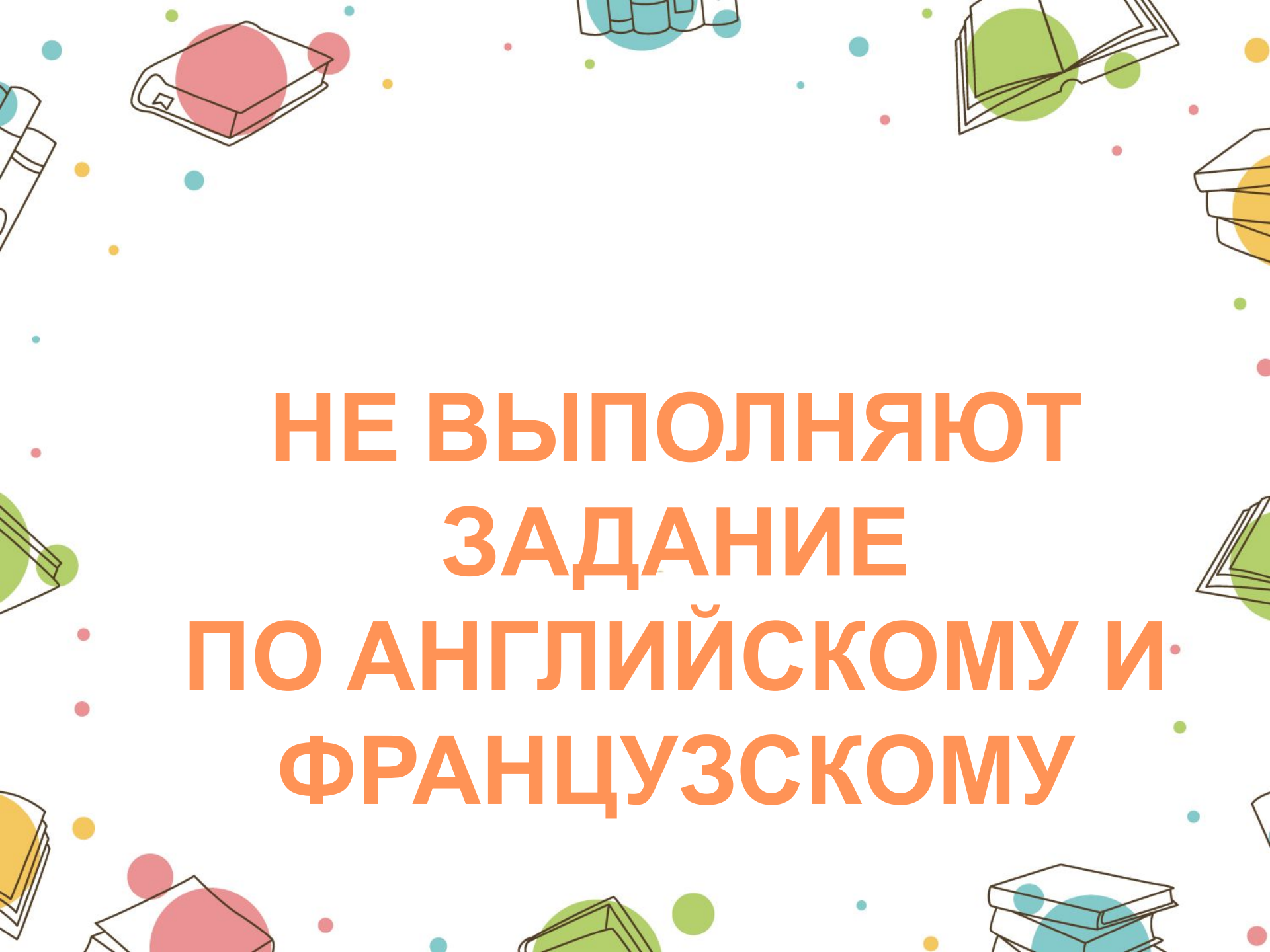
НЕ ИСПРАВЛЯЮТ ОШИБКИ ПО РУССКОМУ ЯЗЫКУ

The background is white with scattered colorful dots in shades of blue, green, yellow, and pink. There are several stylized line-art icons of books and stacks of papers in various colors (red, green, yellow, blue) scattered around the text.

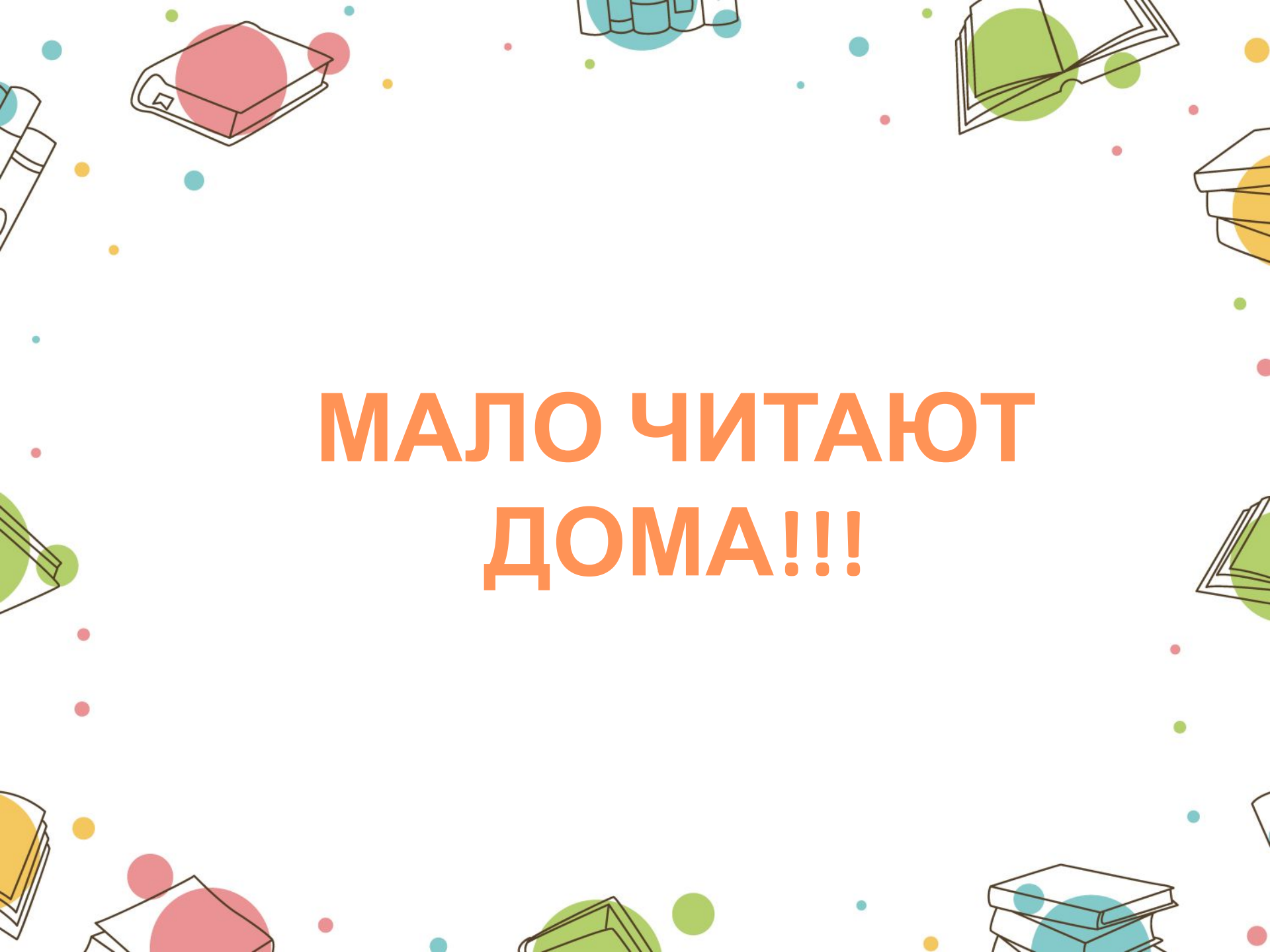
**НЕ ДЕЛАЮТ ЗАДАНИЕ
ПО ОКРУЖАЮЩЕМУ
МИРУ**

The background is white with scattered colorful dots in shades of blue, green, yellow, and pink. There are also several stylized line-art icons of books and stacks of papers in various colors (pink, blue, green, yellow) scattered around the edges.

НЕ УЧАТ ДОМАШНЕЕ ЗАДАНИЕ ПО ИКТ

The background is white with scattered colorful dots in shades of blue, green, yellow, and pink. There are several stylized line-art icons of books and stacks of papers in various colors (red, blue, green, yellow) scattered around the edges.

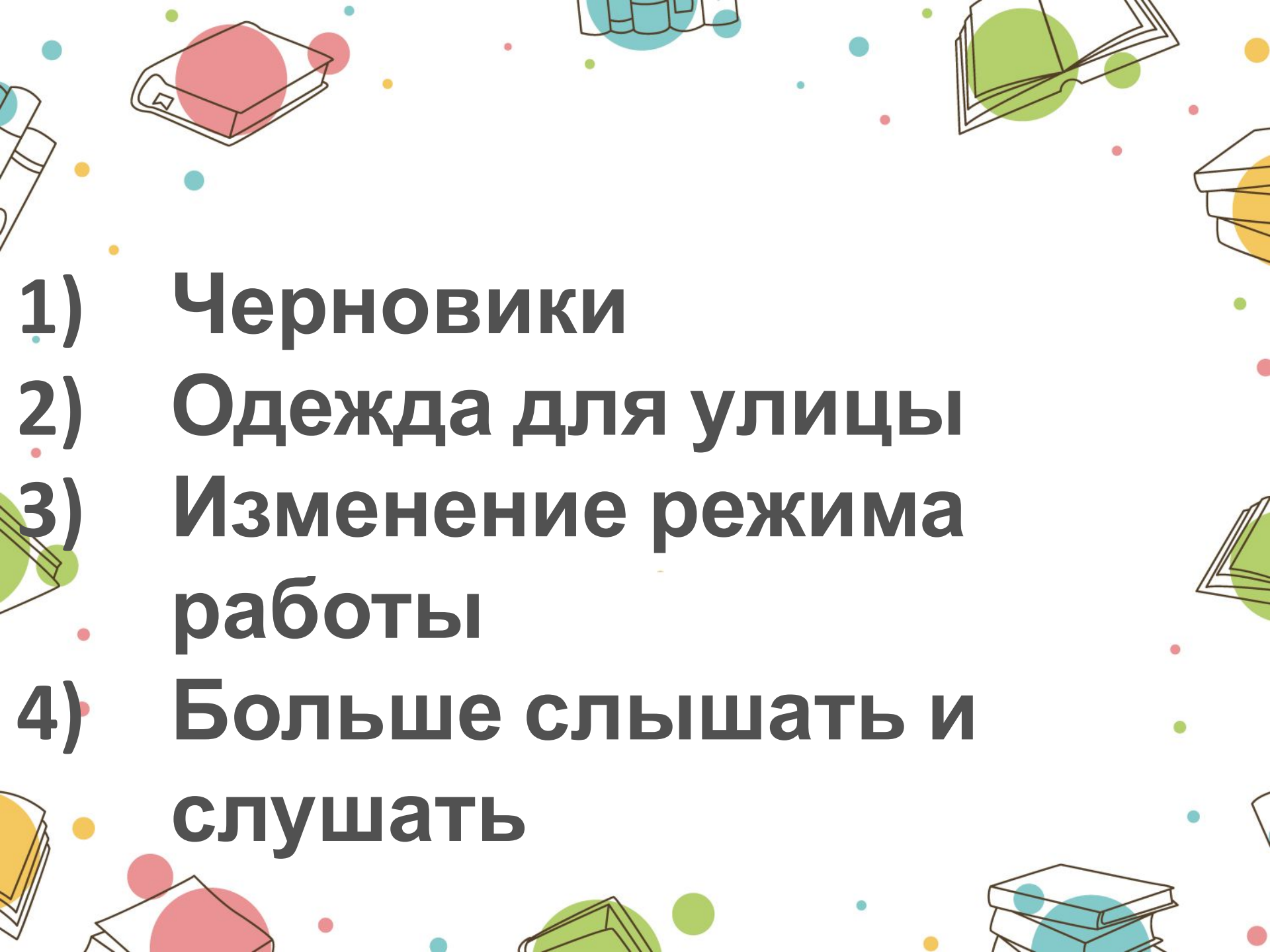
НЕ ВЫПОЛНЯЮТ ЗАДАНИЕ ПО АНГЛИЙСКОМУ И ФРАНЦУЗСКОМУ



**МАЛО ЧИТАЮТ
ДОМА!!!**

ГГ

Д

- 
- 1) Черновики
 - 2) Одежда для улицы
 - 3) Изменение режима работы
 - 4) Больше слышать и слушать



Каникул

30.10- 6.11

ы
2.11 В 11:00

«Здоровейка» в

большом зале



28.12- 10.01

ДШИ «Снежная

королева» - 120р

с ёлкой – 150р



16.11 В

Общешкольное

18:00

родительское

собрание

по вопросам

формирования

читательского навыка

ΠΤΟ



The background is white with scattered colorful dots in shades of blue, green, yellow, and pink. There are several stylized line-art icons of books and stacks of papers in various colors (red, blue, green, yellow) scattered around the text.

До 23.10

**Конкурс рисунков по
дорожной и
пожарной
безопасности**

The background is white with scattered colorful dots in shades of blue, green, yellow, and red. There are several stylized line-art icons of books and stacks of papers in various colors (blue, green, yellow, red) scattered around the text.

15.11

**Городской конкурс
«Чувство слова»**

**Олимпиада «Русский
медвежонок»**

The background is white with scattered colorful dots in shades of blue, green, yellow, and red. There are several stylized line-art icons of books and stacks of papers in various colors (red, green, blue, yellow) scattered around the text.

18.11

Этикет за столом

16.12

Хоровод мира

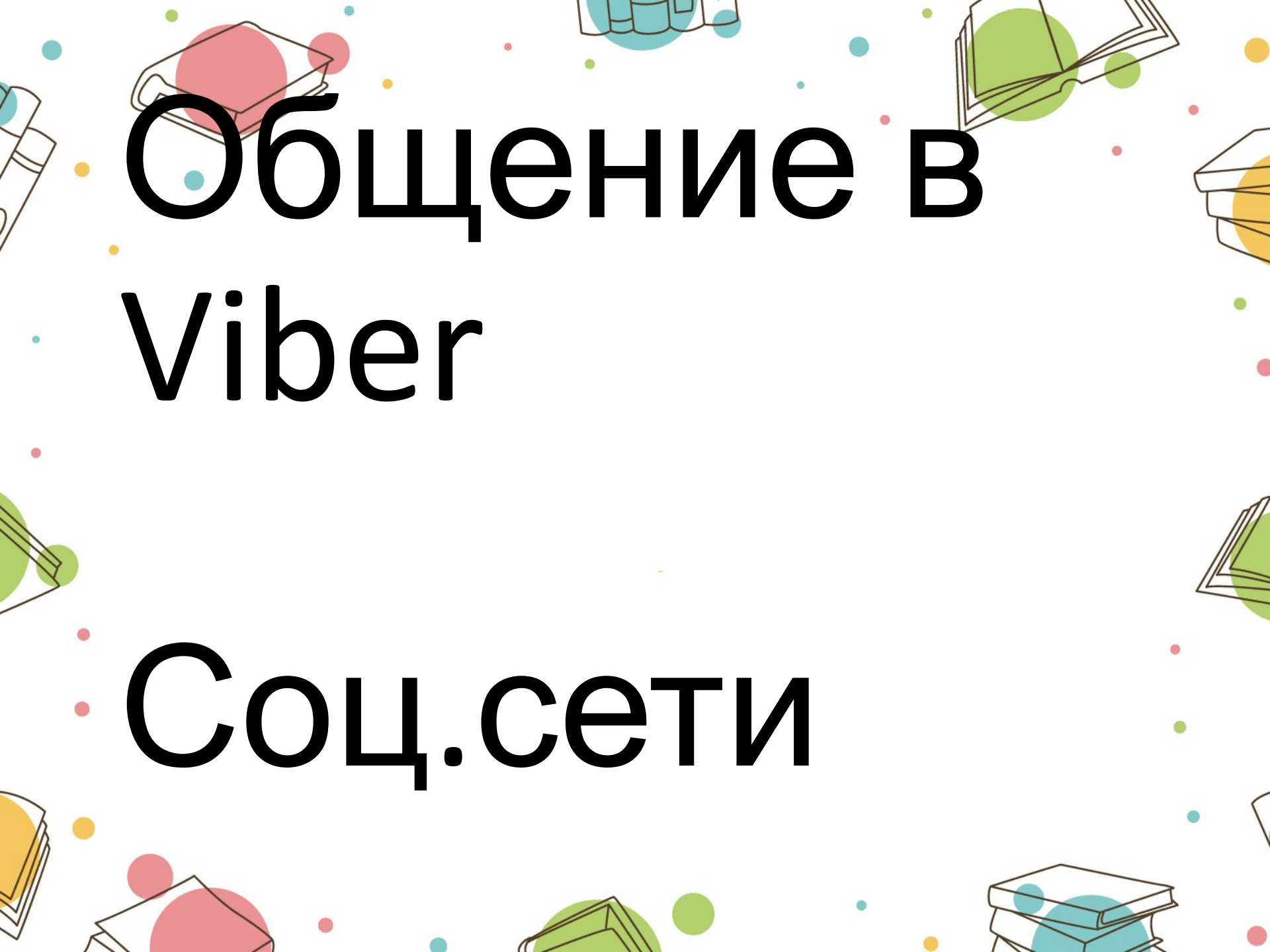
The background is white with scattered colorful dots in shades of blue, green, yellow, and red. There are also several stylized line-art icons of books and stacks of papers in various colors (red, blue, green, yellow) scattered around the text.

Питание

Звонить в пищевблок!!!

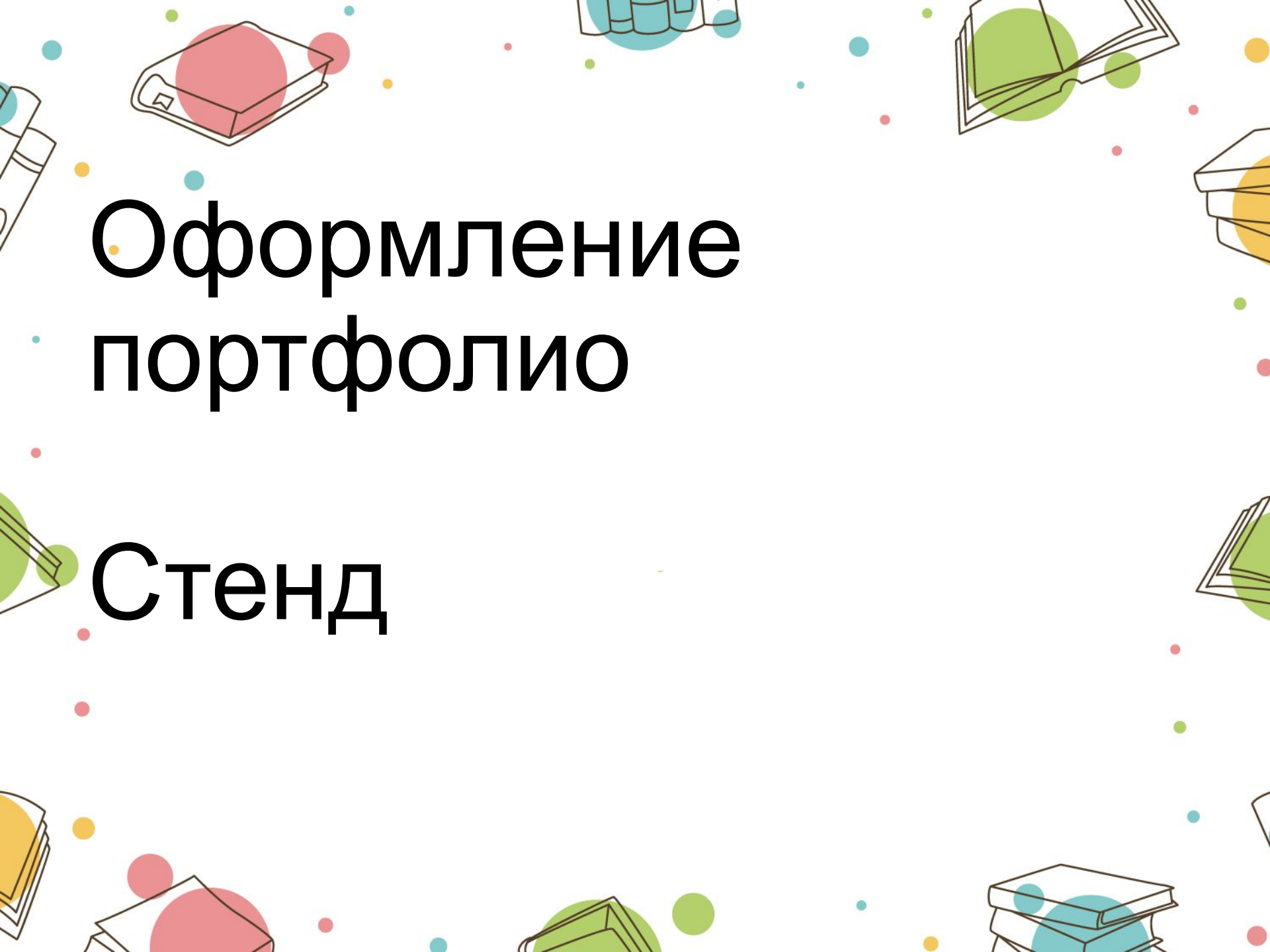
Театральная осень



The background is white with scattered colorful dots in shades of blue, green, yellow, and pink. There are several stylized line-art icons of books or stacks of papers in various colors (red, blue, green, yellow) scattered around the text.

Общение в Viber

Соц.сети



Оформление портфолио

Стенд



Инструктаж по ПДД и ТБ

Удовлетвореннос ть

The background is white with scattered colorful dots in shades of blue, green, yellow, and red. There are several stylized line-art icons of books and stacks of papers in various colors (red, blue, green, yellow) scattered around the edges.

**Спасибо за
внимание!**