




Elementary Class



Here is where your presentation begins



Contents of this template


Here's what you'll find in this **Slidesgo** template:

1. A slide structure based on a multi-purpose presentation for education, which you can easily adapt to your needs. For more info on how to edit the template, please visit **Slidesgo School** or read our **FAQs**.
2. An assortment of illustrations that are suitable for use in the presentation can be found in the **alternative resources** slide.
3. A **thanks** slide, which you must keep so that proper credits for our design are given.
4. A **resources** slide, where you'll find links to all the elements used in the template.
5. **Instructions for use**.
6. Final slides with:
 - The **fonts and colors** used in the template.
 - A selection of **illustrations**. You can also customize and animate them as you wish with the online editor. Visit **Storyset by Freepik** to find more.
 - More **infographic resources**, whose size and color can be edited.
 - Sets of **customizable icons** of the following themes: general, business, avatar, creative process, education, help & support, medical, nature, performing arts, SEO & marketing, and teamwork.

You can delete this slide when you're done editing the presentation.



Table of contents



01 Saturn

Here you could describe the topic of the section

02 Jupiter

Here you could describe the topic of the section

03 Mars

Here you could describe the topic of the section






04 Neptune

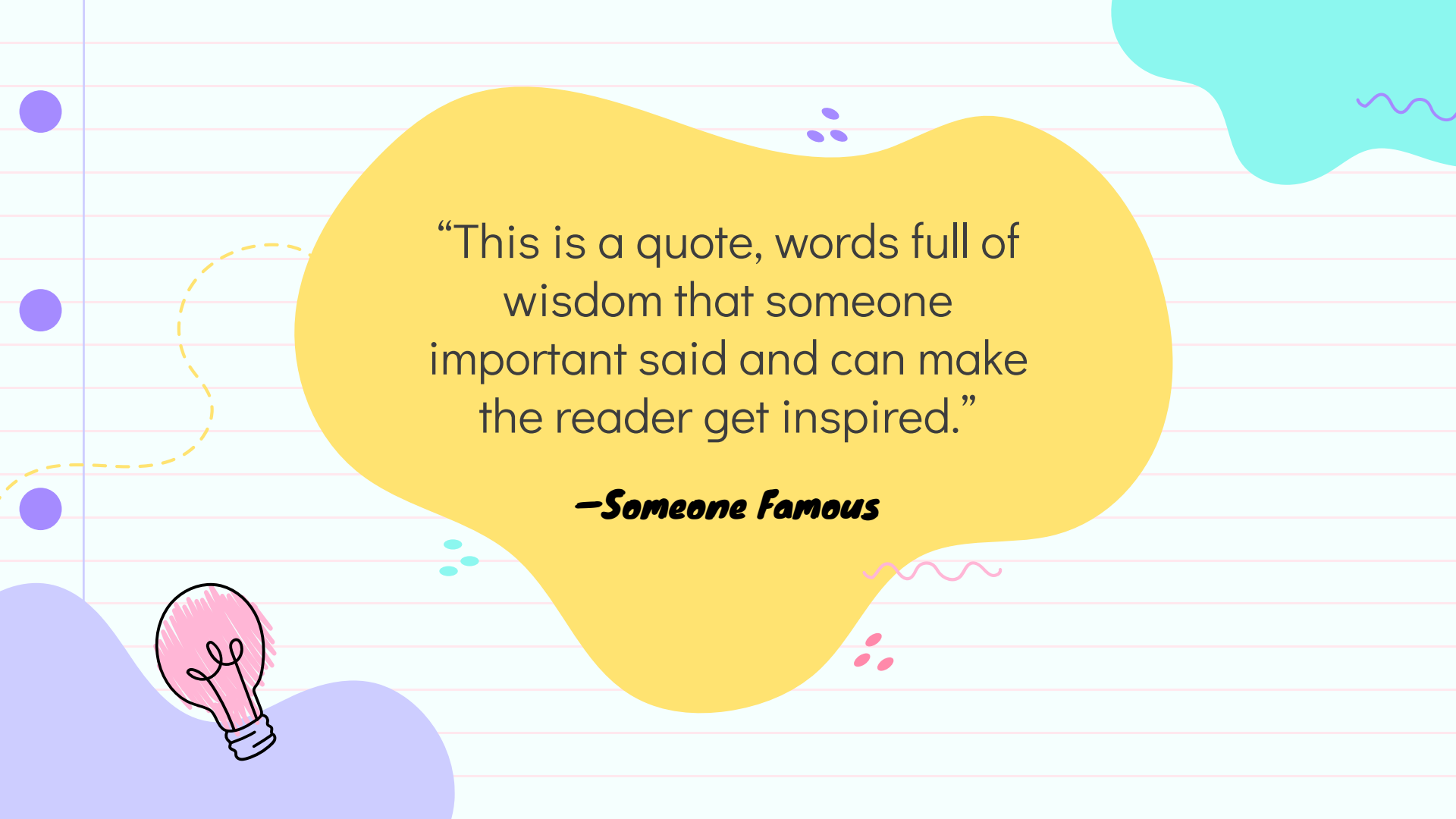
Here you could describe the topic of the section



Whoa!

This could be the part of the presentation where you can introduce yourself, write your email...





“This is a quote, words full of wisdom that someone important said and can make the reader get inspired.”

–Someone Famous





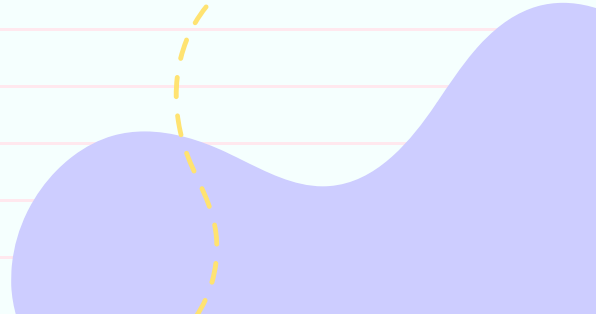
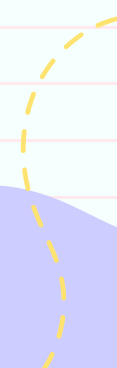
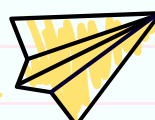





01

Saturn

You can enter a subtitle
here if you need it

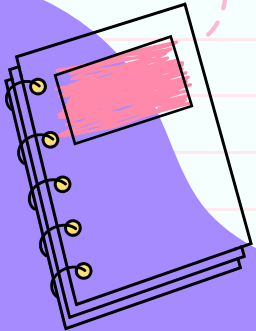


The slide title goes right here!

Do you know what helps you make your point clear?
Lists like this one:

- They're simple
- You can organize your ideas clearly
- You'll never forget to buy milk!

And the most important thing: the audience won't miss the point of your presentation




Maybe you need to divide the content



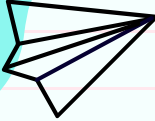
Mercury

Mercury is the closest planet to the Sun and the smallest one



Venus

Venus has a beautiful name and is the second planet from the Sun



You could use three columns, why not?



Mars

Despite being red, Mars is a very cold place. It's full of iron oxide dust



Jupiter

It's a gas giant and the biggest planet in the Solar System



Saturn

It's a gas giant, composed mostly of hydrogen and helium

A picture always reinforces the concept

Images reveal large amounts of data, so remember: use an image instead of a long text






02

Jupiter

You can enter a subtitle
here if you need it




You could use four columns



Mercury

It's the smallest planet in the Solar System



Venus

Venus has a beautiful name, but it's very hot



Mars

Despite being red, Mars is actually a cold place



Jupiter


It's the biggest planet in the Solar System

***A picture is worth
a thousand words***

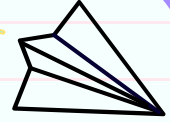




Awesome words



This is a graph



24%

Saturn

Saturn is a gas giant and has several rings

36%

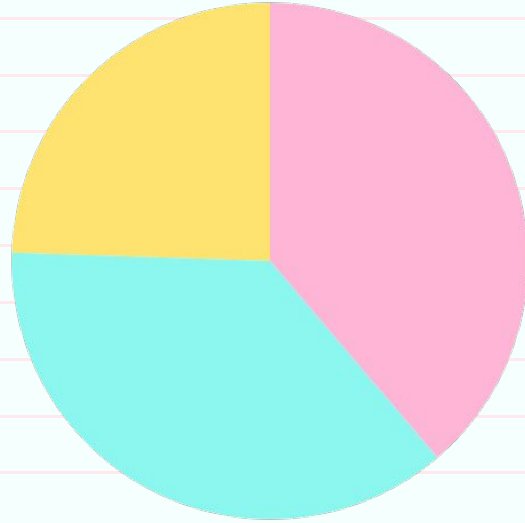
Venus

Venus has a beautiful name, but it's very hot

38%

Mercury

Mercury is the closest planet to the Sun



To modify this graph, click on it, follow the link, change the data and paste the resulting graph here, replacing this one

Sometimes, reviewing concepts is a good idea



Mercury

It's the closest planet to the Sun



Venus

Venus has a beautiful name



Mars

Mars is a very cold place



Jupiter

It's a gas giant and the biggest



Saturn

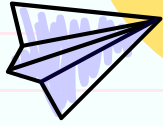
Yes, Saturn is the ringed one



Neptune

Neptune is the farthest planet

This is a table



	<i>Mass (Earth)</i>	<i>Diameter (Earth)</i>	<i>Surface Gravity (Earth)</i>
<i>Mercury</i>	0.06	0.38	0.38
<i>Mars</i>	0.11	0.53	0.38
<i>Saturn</i>	95.2	9.4	1.16

This is an infographic

01

Mercury


Mercury is the smallest planet



02

Mars

Mars is actually a cold place




03

Neptune

Neptune is the farthest planet

These are percentages



50%

Saturn

Yes, this is the ringed one. It's a gas giant

80%

Mars

Despite being red, Mars is a cold place

60%

Jupiter

It's the fourth-brightest object in the sky

This is a map

24%

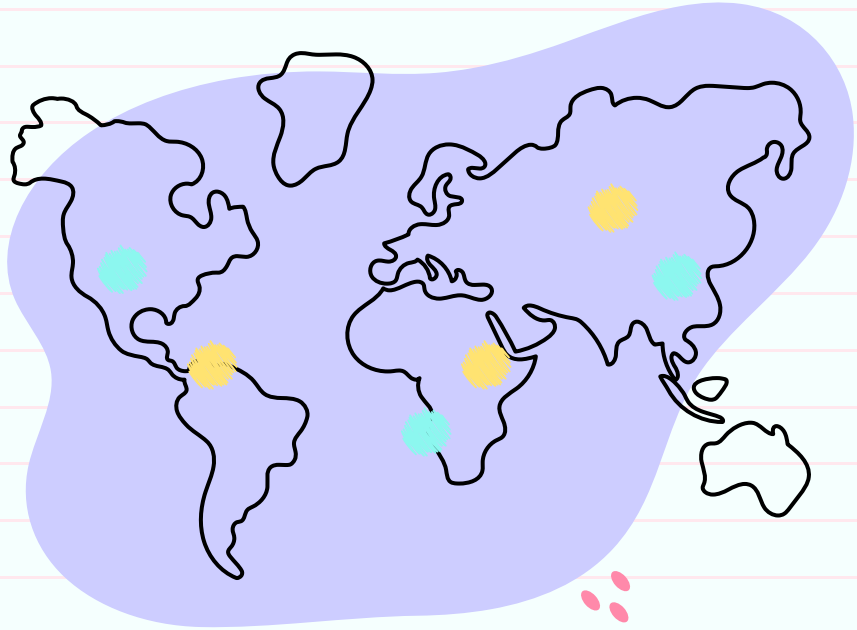
Saturn

Saturn is a gas giant and has several rings

36%

Venus

Venus has a beautiful name, but it's very hot





14,008,004

Big numbers catch your audience's attention



333,000.00


earths is the Sun's mass

24h 37m 23s

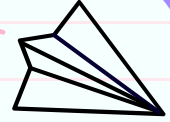
is Jupiter's rotation period

386,000 km

is the distance between Earth and the Moon



This is a timeline



Day 1

Mercury is the smallest planet of them all




Day 2

Venus is terribly hot and has high temperatures



Day 3

Saturn is a gas giant and has several rings



Day 4

Jupiter is the biggest planet of them all

Remember for the next class



Important

You can write
here your
important notes



To Do

You can write
here your
important notes



Remember

You can write
here your
important notes



Keywords

You can write
here your
important notes



Test

Mark the correct answers with a circle

Jupiter?

- A. Nearby
- B. Big
- C. Water

Mars?

- A. Red
- B. Big
- C. Nearby

Saturn?

- A. Red
- B. Big
- C. Ringed

Mercury?

- A. Far away
- B. Small
- C. Water

Venus?




- A. Blue
- B. Small
- C. Hot

Earth?




- A. Blue
- B. Small
- C. Nearby

Homework

To Do!

-  Here you can write a pending task
-  Here you can write a pending task
-  Here you can write a pending task

To Review

-  Here you can write a pending task
-  Here you can write a pending task
-  Here you can write a pending task

Our team



Helena Doe

You can replace the
image on the screen
with your own



John White

You can replace the
image on the screen
with your own

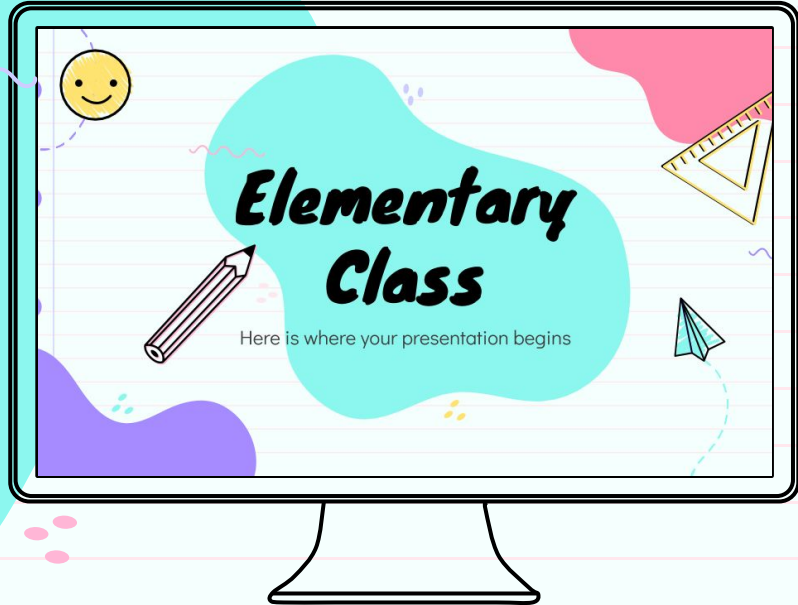


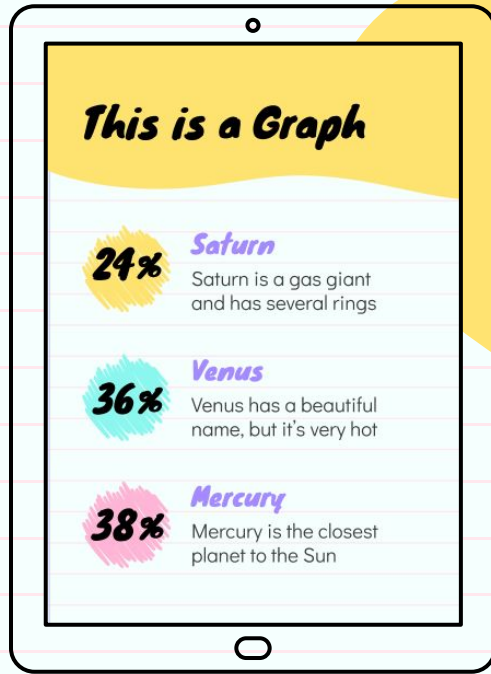
Jenna Patterson

You can replace the
image on the screen
with your own

Desktop software

You can replace the image on the screen with your own work. Just delete this one, add yours and center it properly



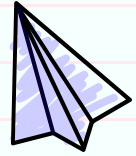


Tablet app

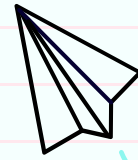
You can replace the image on the screen with your own work. Just delete this one, add yours and center it properly

Mobile web

You can replace the image on the screen with your own work. Just delete this one, add yours and center it properly



Organize your week




	<i>Mon</i>	<i>Tue</i>	<i>Wed</i>	<i>Thu</i>	<i>Fri</i>
<i>8:00 / 9:00</i>	Lesson 1		Lesson 3		Lesson 5
<i>9:00 / 10:00</i>	Lesson 1	Lesson 2	Lesson 3		Lesson 5
<i>10:00 / 11:00</i>		Activity 2	Activity 3	Lesson 4	Review
<i>11:00 / 12:00</i>	Activity 1	Activity 2		Activity 4	
<i>12:00 / 13:00</i>		Activity 2			Exam

Monthly calendar

Mon	Tue	Wed	Thu	Fri	Sat	Sun
28	29	30	31	01	02	03
04	05	06	07	08	09	10
11	12	13	14	15	16	17
18	19	20	21	22	23	24
25	26	27	28	29	30	31
01	02	03	04	05	06	07

January / 2021

 Exam / Test

 Project day

Monthly reminders

January

Mercury is the smallest planet in the Solar System

February

Venus has a beautiful name, but it's very hot

March

Despite being red, Mars is actually a cold place

April

Jupiter is the biggest planet in the Solar System

May

Saturn is a gas giant and has several rings

June

Neptune is the farthest planet from the Sun

Monthly reminders

July

Mercury is the smallest planet in the Solar System

August

Venus has a beautiful name, but it's very hot

September

Despite being red, Mars is actually a cold place

October

Jupiter is the biggest planet in the Solar System

November

Saturn is a gas giant and has several rings

December

Neptune is the farthest planet from the Sun

Thanks!

Do you have any questions?

youremail@freepik.com


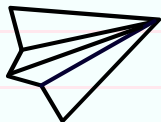

+91 620 421 838

yourcompany.com



CREDITS: This presentation template was created by **Slidesgo**, including icons by **Flaticon**, infographics & images by **Freepik**

Please keep this slide for attribution



Alternative resources



Resources

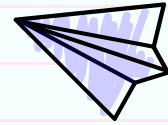
Did you like the resources on this template? Get them for free at our other websites.

Vectors:

- Back to school instagram stories

Photos:

- Front view girl being silly in the library
- Kids reading from a book with copy space
 - Smiling young woman with notepad
- Young black man with basketball looking at camera
 - Aged smiling woman in rose blouse



Instructions for use

In order to use this template, you must credit [Slidesgo](#) by keeping the **Thanks** slide.

You are allowed to:

- Modify this template.
- Use it for both personal and commercial projects.

You are not allowed to:

- Sublicense, sell or rent any of Slidesgo Content (or a modified version of Slidesgo Content).
- Distribute Slidesgo Content unless it has been expressly authorized by Slidesgo.
- Include Slidesgo Content in an online or offline database or file.
- Offer Slidesgo templates (or modified versions of Slidesgo templates) for download.
- Acquire the copyright of Slidesgo Content.

For more information about editing slides, please read our FAQs or visit Slidesgo School:

<https://slidesgo.com/faqs> and <https://slidesgo.com/slidesgo-school>

Fonts & colors used

This presentation has been made using the following fonts:

Knewave

(<https://fonts.google.com/specimen/Knewave>)

Didact Gothic

(<https://fonts.google.com/specimen/Didact+Gothic>)

#8cf7ef

#ffe371

#a58bff

#ff89aa

#f5ffe

#ffe8ee

#cdcdf

#ffb6d6

Storyset

Create your Story with our illustrated concepts. Choose the style you like the most, edit its colors, pick the background and layers you want to show and bring them to life with the animator panel! It will boost your presentation. Check out [How it Works](#).



Pana



Amico



Bro



Rafiki



Cuate

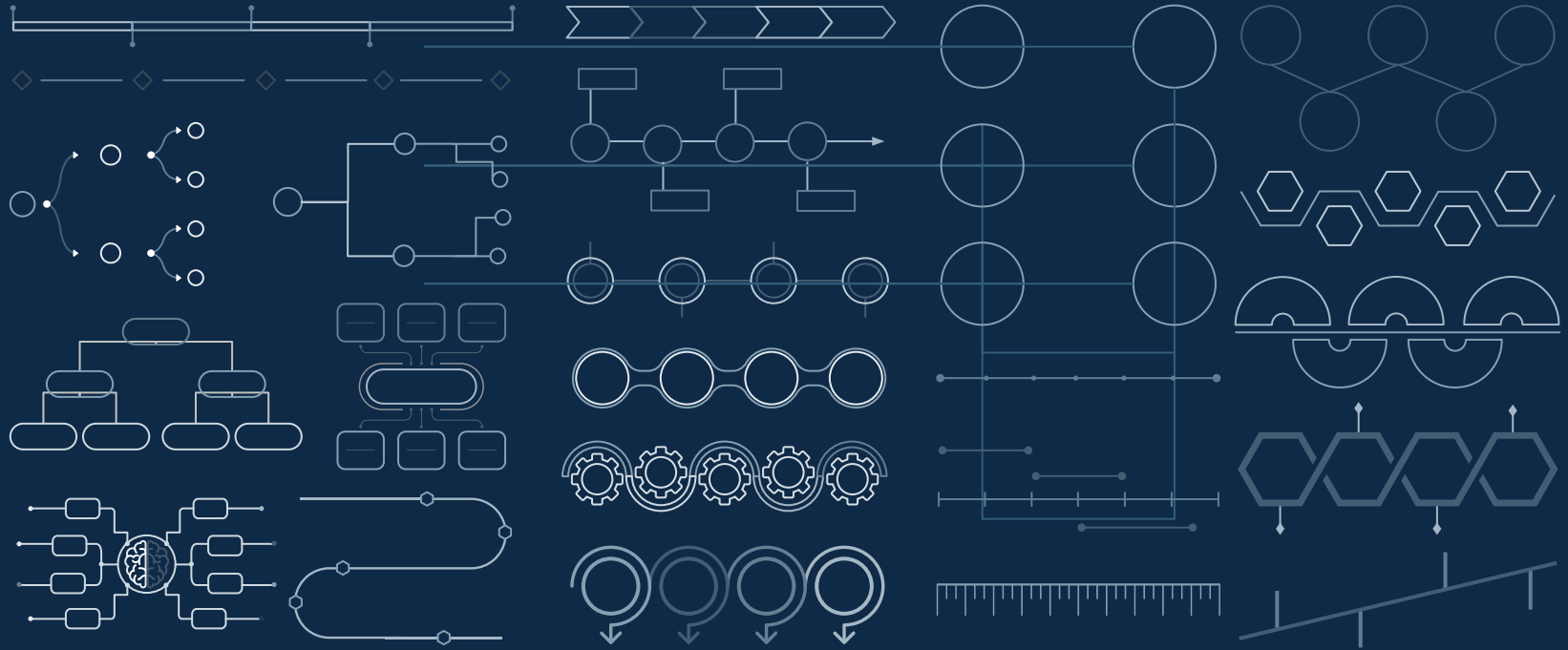
Use our editable graphic resources...

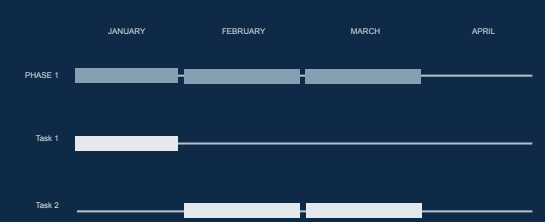
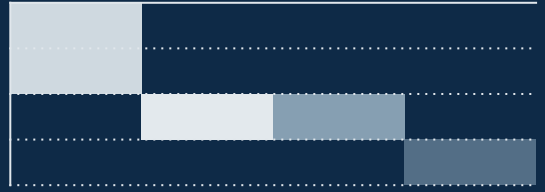


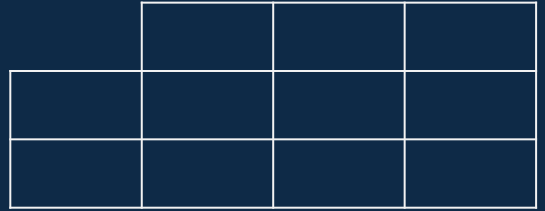
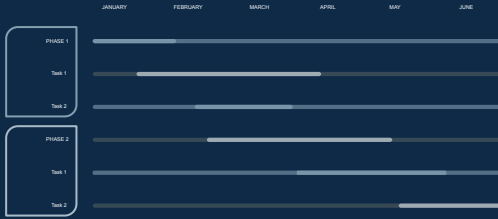
You can easily **resize** these resources without losing quality. To **change the color**, just ungroup the resource and click on the object you want to change. Then, click on the paint bucket and select the color you want.

Group the resource again when you're done. You can also look for more **infographics** on [Slidesgo](#).

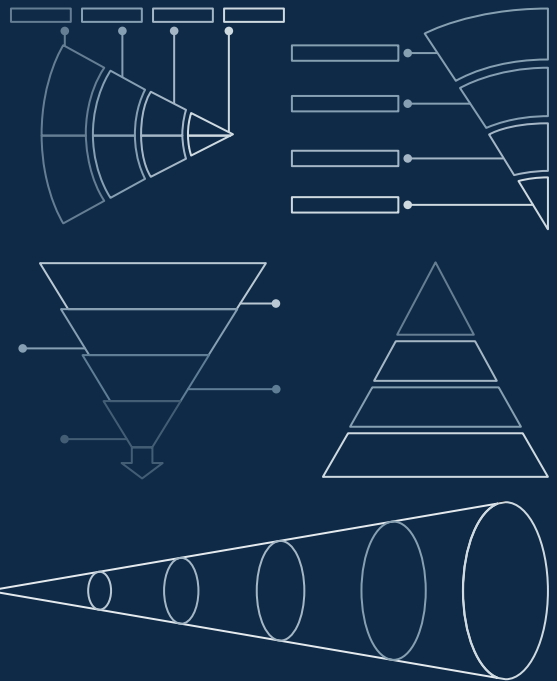
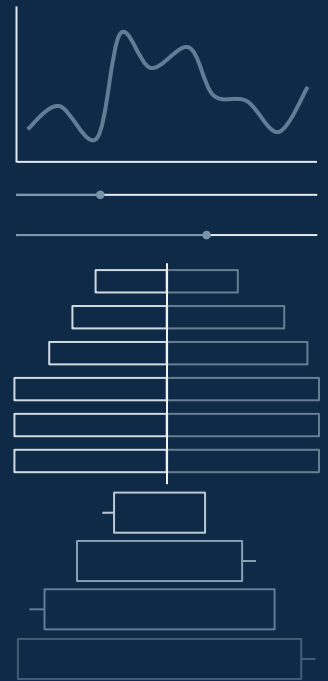
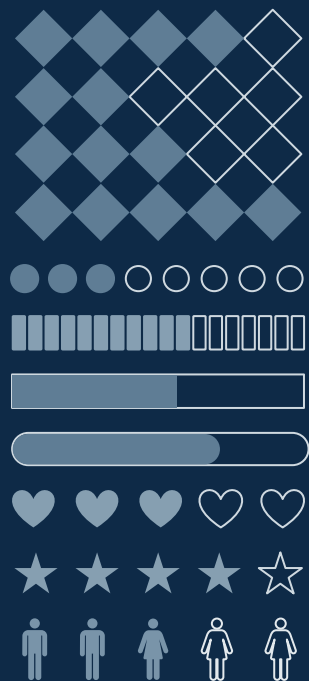













...and our sets of editable icons

You can resize these icons without losing quality.

You can change the stroke and fill color; just select the icon and click on the paint bucket/pen.

In Google Slides, you can also use [Flaticon's extension](#), allowing you to customize and add even more icons.



Educational Icons




Medical Icons



Business Icons



Teamwork Icons



Help & Support Icons



Avatar Icons



Creative Process Icons



Performing Arts Icons



Nature Icons



SEO & Marketing Icons



