

# THE ABC PARTY

Праздник алфавита

2 класс

Цель: формирование  
интереса к изучению  
английского языка, развитию  
положительной мотивации,  
систематизация и обобщение  
имеющихся у учащихся  
знаний.

# Задачи урока:

## Учебные:

- формирование навыков выразительного чтения;
- развитие монологической речи, диалогического общения, умение переводить с русского языка на английский;
- совершенствование навыков пения;
- развитие грамматических навыков.

## Развивающие:

- развитие познавательных процессов, памяти, воображения;
- развитие мыслительных навыков: обобщение, систематизация, логическое и образное мышление;
- развитие творческих способностей учащихся.

## Воспитательные:

- создание благоприятного психологического климата, способствующего формированию личности учащихся;
- воспитание желания общаться на английском языке и получать при этом удовольствие и радость


# 1. Организационный момент.

Учитель: Good morning, dear children! Good morning, dear guests! Today we have an unusual lesson. Ребята, к нам на урок пришли английские буквы. Как вы думаете чему будет посвящен сегодняшний праздник? Правильно, английскому алфавиту.




## 2. Фонетическая разминка.

Aa



Apples here, apples  
there  
Apples, apples  
everywhere

Bb



Bounce! Bounce! It is my  
ball!  
It doesn't want to stop at all.

Cc



I am the cat.  
My name is Hat.  
I am not fat.  
I like to chat!

Dd



I am the dog,  
My name is Jack.  
My coat is white.  
My nose is black.

# Ee



Little yellow bee, bee, bee!  
How many flowers can you  
see?

# Ff



One, two, three and four,  
and five!  
I have got a fish alive!

# Gg



I am a girl.  
I have got a doll.  
Her name is May!  
We like to play.

# Hh



Little mouse, little mouse!  
Where is your house?  
I am a poor mouse,  
I have no house.



# Ii



Spring is coming! Warm and nice!  
Ice is melting! Poor ice!

# Jj



Merry Jimmy Jinn is jumping in his jeans.

Kk



The King is strong.  
The King is brave.  
What is his name?  
He is Nick Grey.

Ll



Who lives in Africa?  
He, she or me?  
One lion, two lions, three...

# Mm



Little mice, little mice!  
Would you like a piece of ice?  
We would like a piece of cheese.  
Yes, please!

# Nn



How much is one plus one?  
Two big nuts for little son.

# Oo



“Tick-Tock! Tick-Tock!  
Play and walk,” says the  
clock.

# Pp



I’ve got a pet.  
My pet is a pig.  
His name is Pick.  
He is not big.

# Qq



Merry the Queen can dance and  
sing.

# Rr



One, two, three! One,  
two, three!  
Nice red roses you can  
see!

# Ss



Oh, Mary! Come and see!  
A big snake is in the tree.

# Tt



Where is Tricky?  
Where is he?  
He is under the table.  
Oh, I see.

# Uu



I've got a flower above my  
head.  
Blue and yellow, green and  
red.

# Vv



Can you dance?  
Can you sing?  
I can play the violin.

# Ww

# Xx



Tim is slim. Tim is tall.  
He can sit on the wall.



I see two funny foxes  
With two small boxes.



# Yy



Fly! Fly! In the sky!  
My nice and funny kite!

# Zz



We go, we go, we go to the  
zoo!  
We can see a tiger and a  
zebra, too.

# THE ABC-SONG

A B C D E F G

H I J K L M N O P

Q R S T U V W

Q R S T U V W

X Y Z

Oh, well, you see,  
Now I know the ABC!

АНГЛИЙСКИЙ ALPHABET АЛФАВИТ			
<b>Aa</b> [ei] apple ['æpl] - яблоко	<b>Bb</b> [bi:] bee [bi:] - пчела	<b>Cc</b> [si:] clock ['klok] - часы	<b>Dd</b> [di:] dog [dɒg] - собака
<b>Ee</b> [i:] elephant ['elɪfənt] - слон	<b>Ff</b> [ef] fish [fɪʃ] - рыба	<b>Gg</b> [dʒi:] giraffe [dʒɪ'raʊz] - жираф	<b>Hh</b> [eɪf] hare [heə] - заяц
<b>Ii</b> [aɪ] ice-cream ['aɪs'kri:m] - мороженое	<b>Jj</b> [dʒeɪ] jug [dʒʌg] - кувшин	<b>Kk</b> [keɪ] key [ki:] - ключ	<b>Ll</b> [el] lion ['laɪən] - лев
<b>Mm</b> [em] mouse [maʊs] - мышь	<b>Nn</b> [en] nestling ['nes(t)lɪŋ] - птенец	<b>Oo</b> [ou] octopus ['ɒktəpəs] - осьминог	<b>Pp</b> [pi:] pig [pɪg] - свинья
<b>Qq</b> [kju:] queen [kwi:n] - королева	<b>Rr</b> [ɑ:] raccoon [rə'kuzn] - енот	<b>Ss</b> [es] squirrel ['skwɪrəl] - белка	<b>Tt</b> [ti:] train [treɪn] - поезд
<b>Uu</b> [ju:] umbrella [ʌm'brelə] - зонтик	<b>Vv</b> [vi:] violin [vaɪəlɪn] - виолончель	<b>Ww</b> ['dʌblju:] wolf [wʊlf] - волк	<b>Xx</b> [eks] xylophone ['zaɪləfoʊn] - ксилофон
	<b>Yy</b> [waɪ] yolk [jɔ:k] - желток	<b>Zz</b> [zed] zebra ['zebrə] - зебра	

## 2. Основной этап урока

### 1 задание(работа с алфавитом):

Найти и показать названную букву.(например: F, C, A, H, I, U, G, X, Y...).

### 2 задание:

Угадать на слух букву:

- 1)He, she, chess, hockey, hen
- 2)Ball, lion, pencil, pupil, table
- 3)We, sweet, what, wall, white
- 4)Farm, mouse, monkey, number, my
- 5)Ski, six, yes, sky, music
- 6)Red, sad, friend, dog, dad
- 7)Bag, black, bee, table, rabbit

### 3 задание:

Какая буква пропущена в слове:

b...g, ...ee, c...t, ze...ra, f...x, d...g, swi...

### 4 задание:

Расположи имена в алфавитном порядке:

Jess, Bob, Kate, Nick, Ann, Martin, Tom

### 5 задание:

Собери разбежавшиеся буквы

L	O
N	I

A	F
E	C

G	F
R	O

# Зарядка

Teddy bear, teddy bear,  
Look around, look around.

Teddy bear, teddy bear,  
Touch the ground, touch the ground.

Teddy bear, teddy bear,  
Switch off light, switch off light.

Teddy bear, teddy bear,  
Say “Good night,” say “Good night”



## **6 задание:**

Переведи и составь слово из букв:

Собака, кошка, большой, плавать, скакать, тигр.

## **7 задание:**

Соотнеси лица и глагол to be:

- I, you, he, she, it, we, they.
- Are, is, am.

# counting numbers 1-10

1

2

3

4

5

6

7

8

9

10

1



One





2


Two



3 Three




**4 Four**





5

Five



# 6 Six










7

Seven












8

Eight



9

Nine





10

Ten



## **8 задание:**

**Повторить счет до 10 и решить примеры:**

$2+4=$

$1+6=$

$4+3=$

$3+3=$

$5+2=$



+



= 2



= ?



+



= 5




= ?



+



= 10





= ?



# Colours






red






blue





yellow








green









pink







orange







brown





grey






black




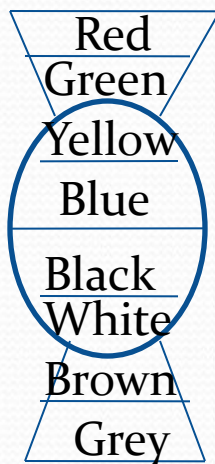


white



## 9 задание:

Повторить цвета и раскрасить конфету:



# 10. Инсценирование сказки «Теремок»





# 11. Подведение итогов урока. Рефлексия.

I am happy



I am sad



# 12. Домашнее задание.

- Описать любое животное из инсценированной сказки (5-6 предложений)

Good bye!!!

