


# РАБОТА НАД МЕТРОРИТМОМ В МЛАДШИХ КЛАССАХ ДМШ



Понятие длительностей нот и пауз, ритмослогов,  
карточки для работы с ритмом в классе,  
ритмические партитуры

*В помощь преподавателю  
для разнообразия форм работы  
над метроритмом*

Составитель – Мамушкина Ольга Ивановна,  
преподаватель теоретических дисциплин  
ДМШ№1 Г.о.Подольск

# ДЛИТЕЛЬНОСТИ НОТ




ЦЕЛАЯ




1 и 2 и 3 и 4 и



ПОЛОВИНН  
АЯ




1 и 2 и



ЧЕТВЕРТНА  
Я



1 и



ВОСЬМАЯ



1



Если нота белая, это нота **целая**.



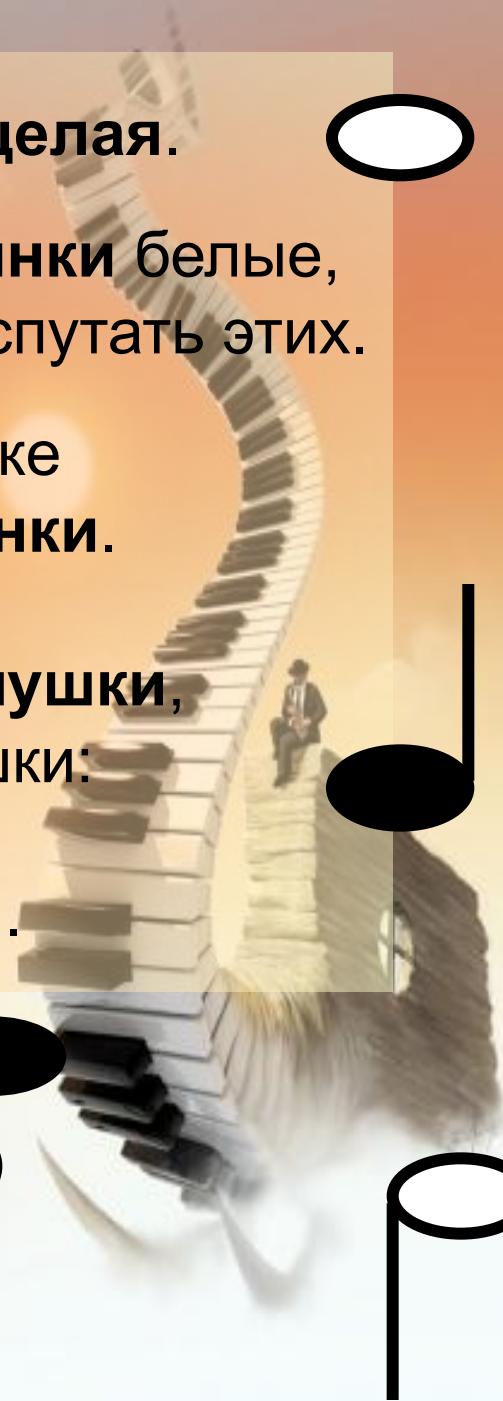

Разделим ноту целую на **половинки** белые,  
Палочкой отметив, чтоб с той не спутать этих.



В каждой ноте-половинке  
По две чёрных **четвертинки**.

В четвертушке – две **восьмушки**,  
Две весёленьких чернушки:

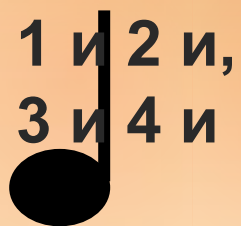
Палочки и точки,  
На палочках крючочки.



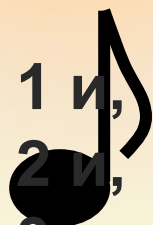
# ДЛИТЕЛЬНОСТИ НОТ на 4 счёта




1 и 2 и 3  
и 4 и



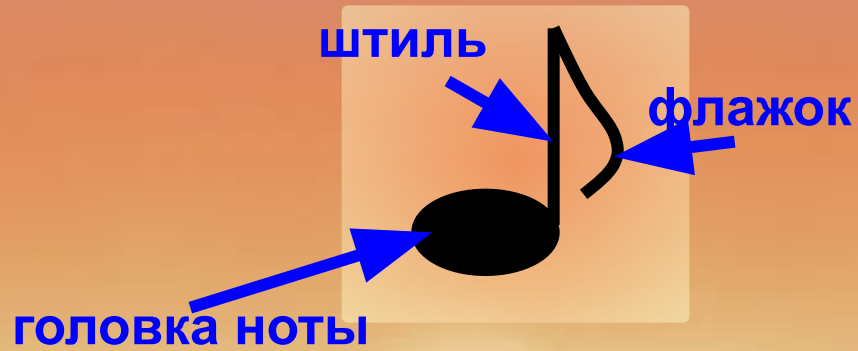
1 и 2 и,  
3 и 4 и



1 и,  
2 и,  
3 и,  
4 и



# ЗАПИСЬ ДЛИТЕЛЬНОСТЕЙ



**Правило записи штилей:**  
*Штили пишутся вверх справа от ноты.  
Начиная с третьей линейки нотного стана  
штили пишутся вниз с другой стороны.*

1 u 2 u 1 u 1 1 1 u 1



u

A musical staff with a treble clef is shown. It contains six measures of music. The notes and stems are: Measure 1: quarter note on G4; Measure 2: quarter note on F4; Measure 3: eighth note on E4 beamed with a quarter note on D4; Measure 4: quarter note on C4; Measure 5: quarter note on B3 beamed with a quarter note on A3; Measure 6: quarter note on G3 beamed with a quarter note on F3. Below the staff, there are rhythmic markings: '1 u 2 u' under the first two measures, '1 u' under the third, '1' under the fourth, '1' under the fifth, '1 u' under the sixth, and '1' under the seventh measure. At the bottom left, there is a small 'u'.

# ПАУЗЫ

ПАУЗА - ЭТО знак молчания.

*Длительности пауз - такие же, как и длительности нот.*



ЦЕЛАЯ

ПОЛОВИН  
НАЯ

ЧЕТВЕРТ  
НАЯ

ВОСЬМАЯ



1 и 2 и 3 и

4 и

1 и 2 и

1 и

1



у - у - у - у -  
1 и 2 и 3 и 4 и

*Топаем ногой*

ту - у -  
1 и 2 и

*Стучим кулаком по столу*

та -  
1 и

*Стучим ладонями по столу*

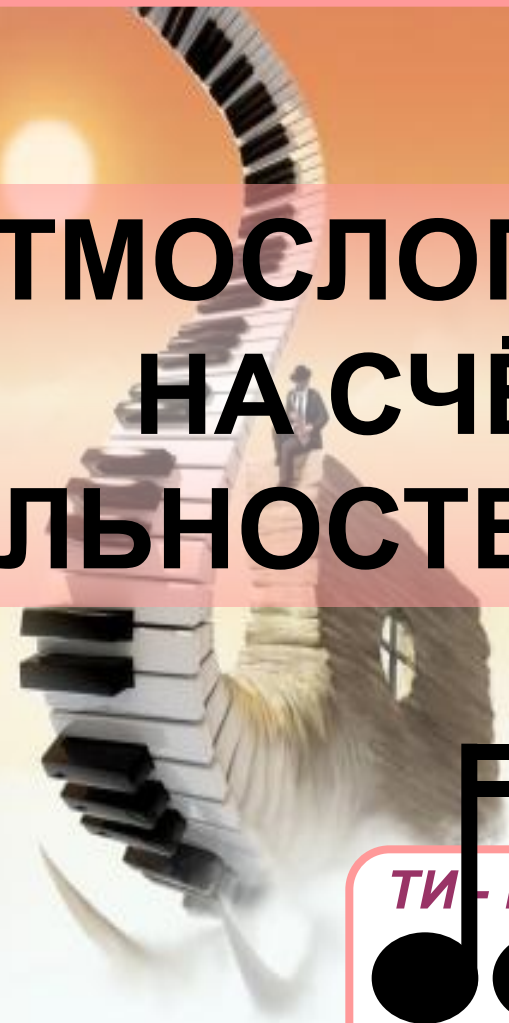
ти  
1

*Хлопаем в ладоши*

ти-ри  
1 -


*Хлопаем по руке*

# РИТМОСЛОГИ НА СЧЁТ ДЛИТЕЛЬНОСТЕЙ




Размер  $\frac{2}{4}$

①




1 u 2 u

②



1 u 2 u

③




1 u 2 u

④

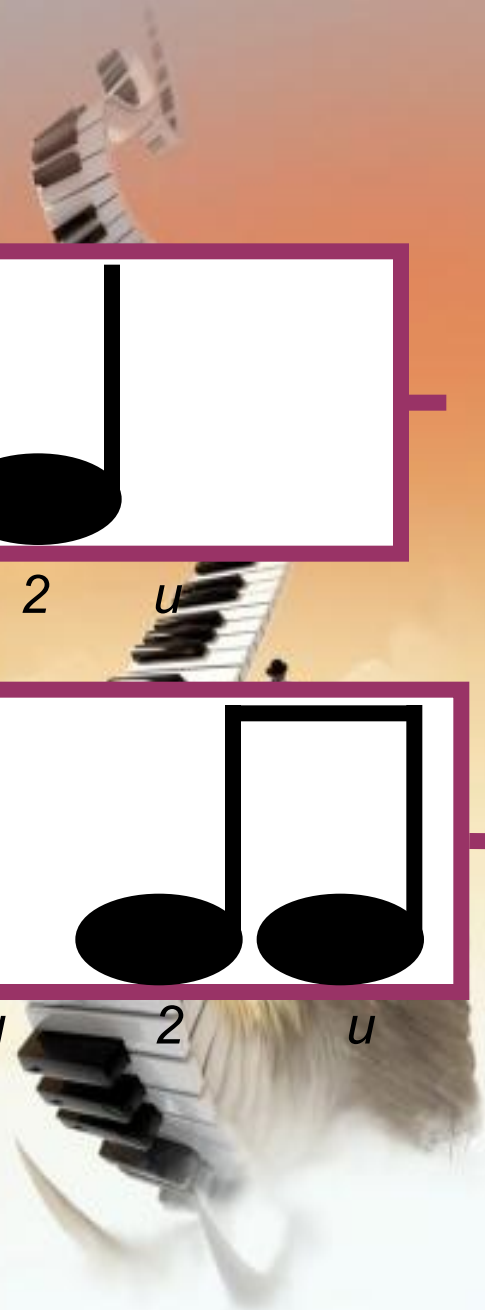


1 u 2 u

⑤




1 u 2 u






# Размер $\frac{2}{4}$

1




1 u 2 u

2




1 u 2 u

3




1 u 2 u

4



1 u 2 u

5



1 u 2 u


6



1 u 2 u

# Размер $\frac{2}{4}$

1




1 u 2 u -

2



1 u u

3




1 u 2 u -

4




1 u 2 - u

5



1 u 2 - u -


6



1 - u - 2 - u -

# Размер $\frac{3}{4}$

1




1 u 2 u 3 u

2



1 u 2 u 3 u

3




1 u 2 u 3 u

4



1 u 2 u 3 u

5



1 u 2 u 3 u

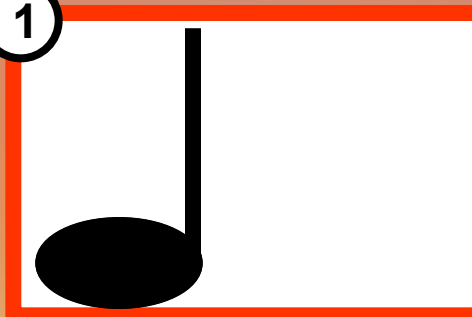
6



1 u 2 u 3 u


# ГРУППИРОВКА ДЛИТЕЛЬНОСТЕЙ НА ОДНУ ДОЛЮ

1




1 u

2




1 u

3




1 u -

4



1 u

5




1 u -

6




1 u

7



1 u

8



1 - u

9

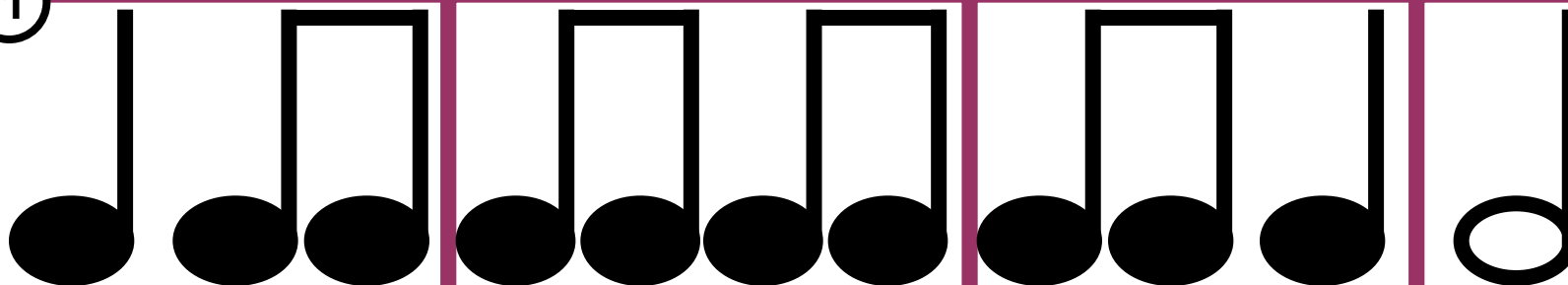


1 - u -


# ПРИМЕРЫ

1. Узнать один из трёх ритмов, сыгранных преподавателем.
2. Запомнить его и проговорить ритмослогами по памяти.
3. Записать ритм по памяти.
4. Сочинить мелодию на данный ритм.
5. Досочинить мелодию до 8 тактов, используя подобный ритм.

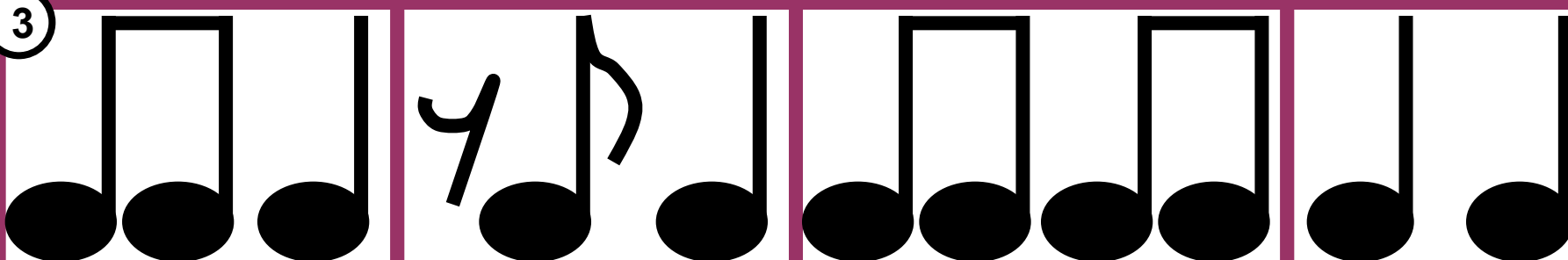
1



2

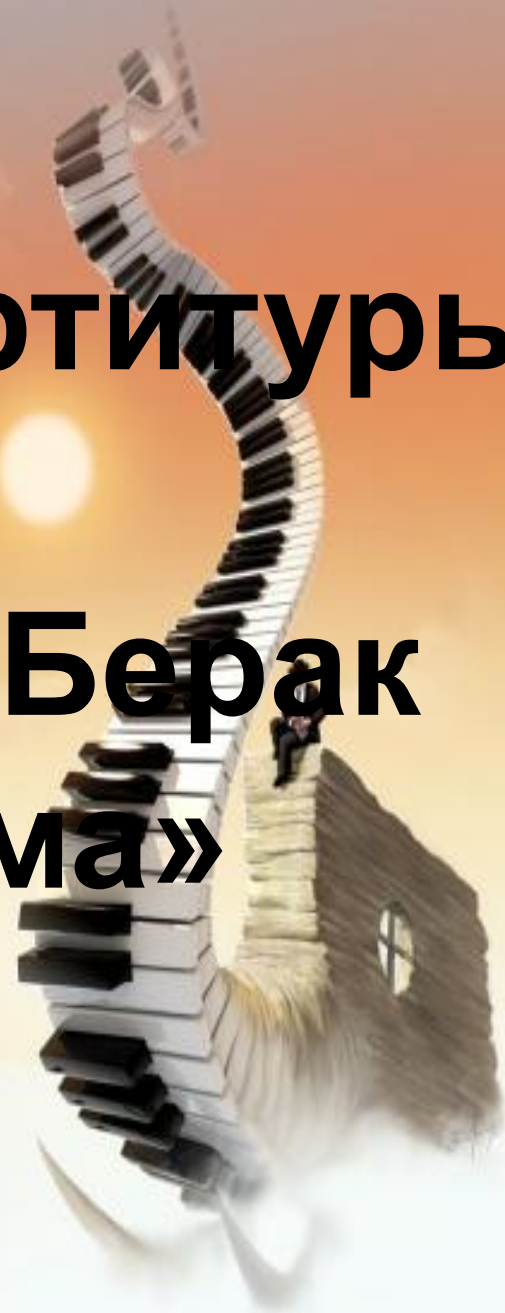


3



# **Ритмические партитуры**

**из сборника О.Берак  
«Школа ритма»**



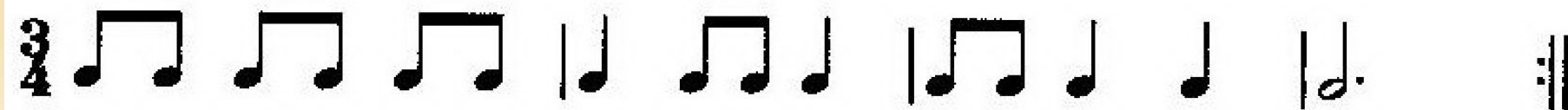


1-2 классы

Three staves of musical notation in 2/4 time. The first staff contains four measures: a quarter note, a pair of eighth notes, a quarter rest, a quarter note, a pair of eighth notes, a quarter note, a quarter rest, and a quarter note. The second staff contains four measures: a quarter note with a stem, a quarter note with a stem, a quarter rest, a quarter note with a stem, a pair of eighth notes with stems, a quarter note with a stem, a quarter rest, and a quarter note. The third staff contains four measures: a quarter note, a pair of eighth notes, a pair of eighth notes with a stem, a quarter note with a stem, a pair of eighth notes with stems, a quarter note with a stem, a quarter rest, and a quarter note.

Three staves of musical notation in 2/4 time. The first staff contains four measures: a quarter note, a quarter note, a pair of eighth notes, a quarter note, a quarter note, a pair of eighth notes, a quarter note, and a double bar line with repeat dots. The second staff contains four measures: a quarter note, a quarter note, a quarter note, a quarter note with a stem, a pair of eighth notes with stems, a quarter note, a quarter note, and a double bar line with repeat dots. The third staff contains four measures: a quarter note, a pair of eighth notes, a pair of eighth notes, a pair of eighth notes with a stem, a quarter note with a stem, a pair of eighth notes with stems, a quarter note with a stem, a pair of eighth notes with stems, and a double bar line with repeat dots.

# 1-2 классы



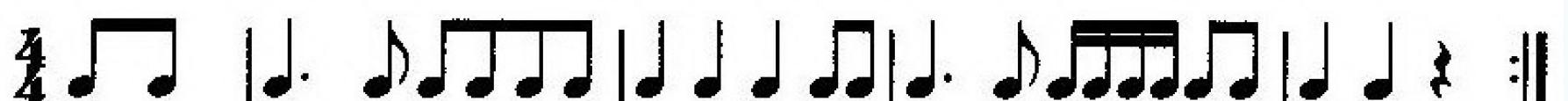
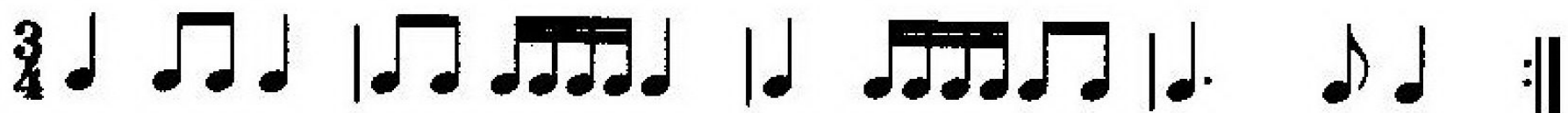



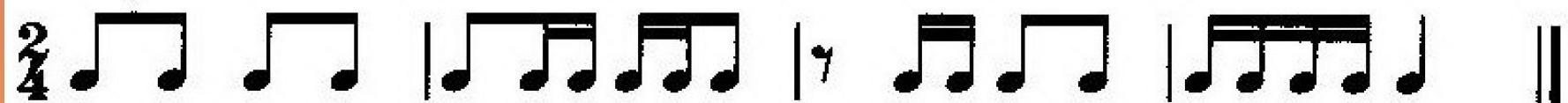
1-2 классы

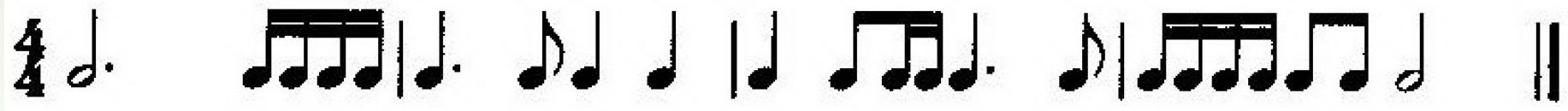
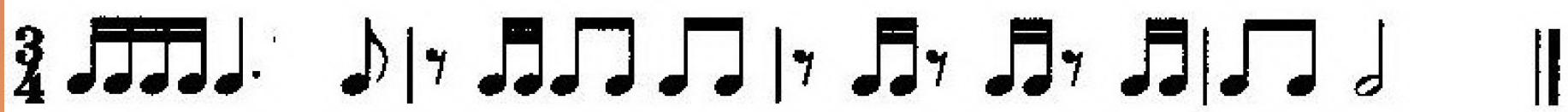

Three rows of musical notation in 2/4 time. Each row consists of four measures and ends with a repeat sign. The first row contains quarter notes, eighth notes, and rests. The second row contains quarter notes and eighth notes. The third row contains quarter notes, eighth notes, and rests.

Three rows of musical notation in 2/4 time. Each row consists of four measures and ends with a repeat sign. The first row contains eighth notes and sixteenth notes. The second row contains eighth notes, sixteenth notes, and rests. The third row contains eighth notes, sixteenth notes, and rests.

1-2 классы







The image displays a musical score for three staves, each beginning with a treble clef and a key signature of one flat (B-flat). The score is organized into two systems of three staves each. The first system contains the first three staves, and the second system contains the next three staves. Each staff concludes with a double bar line. The notation includes quarter notes, eighth notes, and sixteenth notes, with some notes beamed together. Fingering numbers (1-4) are indicated below certain notes. The music is written in a rhythmic pattern that suggests a simple melody or exercise.

3 класс

2/4

Musical notation for 2/4 time signature, consisting of four staves. Each staff begins with a treble clef and a 2/4 time signature. The notation includes quarter notes, eighth notes, and sixteenth notes, with repeat signs at the end of each line.

3/4

Musical notation for 3/4 time signature, consisting of four staves. Each staff begins with a treble clef and a 3/4 time signature. The notation includes quarter notes, eighth notes, and sixteenth notes, with repeat signs at the end of each line.



Three staves of musical notation in 4/4 time. The first staff contains four measures: a quarter note, a quarter rest, a quarter rest, a quarter note; a quarter note, a quarter note, a quarter rest, a quarter note; a quarter note, a quarter rest, a quarter note, a quarter rest; a quarter note, a quarter note. The second staff contains four measures: a quarter note, a quarter note, a quarter note, a quarter note; a quarter note, a quarter note, a quarter note, a quarter note; a quarter note, a quarter note, a quarter note, a quarter note; a quarter note, a quarter note. The third staff contains four measures: a quarter note, a quarter note, a quarter note, a quarter note; a quarter note, a quarter note, a quarter note, a quarter note; a quarter note, a quarter note, a quarter note, a quarter note; a quarter note, a quarter note, a quarter note, a quarter note.



Four staves of musical notation in 3/4 time. The first staff contains four measures: a quarter note, a quarter note, a quarter note; a quarter note, a quarter note, a quarter note; a quarter note, a quarter note, a quarter note; a quarter note, a quarter note, a quarter note. The second staff contains four measures: a quarter note, a quarter note, a quarter note; a quarter note, a quarter note, a quarter note; a quarter note, a quarter note, a quarter note; a quarter note, a quarter note, a quarter note. The third staff contains four measures: a quarter note, a quarter note, a quarter note; a quarter note, a quarter note, a quarter note; a quarter note, a quarter note, a quarter note; a quarter note, a quarter note, a quarter note. The fourth staff contains four measures: a quarter note, a quarter note, a quarter note; a quarter note, a quarter note, a quarter note; a quarter note, a quarter note, a quarter note; a quarter note, a quarter note, a quarter note.