


**Task 4. Study the two photographs. In 1.5 minutes be ready to compare and contrast the photographs:**


- give a brief description of the photos (action, location)
- say what the pictures have in common
- say in what way the pictures are different
- say which of the sports presented in the pictures you'd prefer
- explain why

**You will speak for not more than 2 minutes (12–15 sentences). You have to talk continuously.**



- give a brief description of the photos (action, location)
- say what the pictures have in common
- say in what way the pictures are different
- say which of the sports presented in the pictures you'd prefer
- explain why

**You will speak for not more than 2 minutes (12–15 sentences). You have to talk continuously.**



**Task 4. Study the two photographs. In 1.5 minutes be ready to compare and contrast the photographs:**

- give a brief description of the photos (action, location)
- say what the pictures have in common
- say in what way the pictures are different
- say which of family leisure activities presented in the pictures you'd prefer
- explain why

**You will speak for not more than 2 minutes (12–15 sentences). You have to talk continuously.**



- give a brief description of the photos (action, location)
- say what the pictures have in common
- say in what way the pictures are different
- say which of family leisure activities presented in the pictures you'd prefer
- explain why

**You will speak for not more than 2 minutes (12–15 sentences). You have to talk continuously.**





**Task 4. Study the two photographs. In 1.5 minutes be ready to compare and contrast the photographs:**

- give a brief description of the photos (action, location)
- say what the pictures have in common
- say in what way the pictures are different
- say which of the activities presented in the pictures you'd prefer
- explain why

**You will speak for not more than 2 minutes (12–15 sentences). You have to talk continuously.**



- give a brief description of the photos (action, location)
- say what the pictures have in common
- say in what way the pictures are different
- say which of the activities presented in the pictures you'd prefer
- explain why

**You will speak for not more than 2 minutes (12–15 sentences). You have to talk continuously.**



**Task 4. Study the two photographs. In 1.5 minutes be ready to compare and contrast the photographs:**

- give a brief description of the photos (action, location)
- say what the pictures have in common
- say in what way the pictures are different
- say which of the ways to spend free time presented in the pictures you'd prefer
- explain why

**You will speak for not more than 2 minutes (12–15 sentences). You have to talk continuously.**





- give a brief description of the photos (action, location)
- say what the pictures have in common
- say in what way the pictures are different
- say which of the ways to spend free time presented in the pictures you'd prefer
- explain why

**You will speak for not more than 2 minutes (12–15 sentences). You have to talk continuously.**





**Task 4. Study the two photographs. In 1.5 minutes be ready to compare and contrast the photographs:**

- give a brief description of the photos (action, location)
- say what the pictures have in common
- say in what way the pictures are different
- say which of the hobbies presented in the pictures you'd prefer
- explain why

**You will speak for not more than 2 minutes (12–15 sentences). You have to talk continuously.**



- give a brief description of the photos (action, location)
- say what the pictures have in common
- say in what way the pictures are different
- say which of the hobbies presented in the pictures you'd prefer
- explain why

**You will speak for not more than 2 minutes (12–15 sentences). You have to talk continuously.**



**Task 4. Study the two photographs. In 1.5 minutes be ready to compare and contrast the photographs:**

- give a brief description of the photos (action, location)
- say what the pictures have in common
- say in what way the pictures are different
- say which of the ways to travel presented in the pictures you'd prefer
- explain why

**You will speak for not more than 2 minutes (12–15 sentences). You have to talk continuously.**





- give a brief description of the photos (action, location)
- say what the pictures have in common
- say in what way the pictures are different
- say which of the ways to travel presented in the pictures you'd prefer
- explain why

**You will speak for not more than 2 minutes (12–15 sentences). You have to talk continuously.**



**Task 4. Study the two photographs. In 1.5 minutes be ready to compare and contrast the photographs:**

- give a brief description of the photos (action, location)
- say what the pictures have in common
- say in what way the pictures are different
- say which of the ways to help the planet presented in the pictures you'd prefer
- explain why

**You will speak for not more than 2 minutes (12–15 sentences). You have to talk continuously.**





- give a brief description of the photos (action, location)
- say what the pictures have in common
- say in what way the pictures are different
- say which of the ways to help the planet presented in the pictures you'd prefer
- explain why

**You will speak for not more than 2 minutes (12–15 sentences). You have to talk continuously.**





**Task 4. Study the two photographs. In 1.5 minutes be ready to compare and contrast the photographs:**

- give a brief description of the photos (action, location)
- say what the pictures have in common
- say in what way the pictures are different
- say which of the festivals presented in the pictures you'd prefer to take part in
- explain why

**You will speak for not more than 2 minutes (12–15 sentences). You have to talk continuously.**



- give a brief description of the photos (action, location)
- say what the pictures have in common
- say in what way the pictures are different
- say which of the festivals presented in the pictures you'd prefer to take part in
- explain why

**You will speak for not more than 2 minutes (12–15 sentences). You have to talk continuously.**



**Task 4. Study the two photographs. In 1.5 minutes be ready to compare and contrast the photographs:**

- give a brief description of the photos (action, location)
- say what the pictures have in common
- say in what way the pictures are different
- say which of the ways to study presented in the pictures you'd prefer
- explain why

**You will speak for not more than 2 minutes (12–15 sentences). You have to talk continuously.**





- give a brief description of the photos (action, location)
- say what the pictures have in common
- say in what way the pictures are different
- say which of the ways to study presented in the pictures you'd prefer
- explain why


**You will speak for not more than 2 minutes (12–15 sentences). You have to talk continuously.**



**Task 4. Study the two photographs. In 1.5 minutes be ready to compare and contrast the photographs:**

- give a brief description of the photos (action, location)
- say what the pictures have in common
- say in what way the pictures are different
- say which of the ways of shopping presented in the pictures you'd prefer
- explain why

**You will speak for not more than 2 minutes (12–15 sentences). You have to talk continuously.**





- give a brief description of the photos (action, location)
- say what the pictures have in common
- say in what way the pictures are different
- say which of the ways of shopping presented in the pictures you'd prefer
- explain why

**You will speak for not more than 2 minutes (12–15 sentences). You have to talk continuously.**





**Task 4. Study the two photographs. In 1.5 minutes be ready to compare and contrast the photographs:**

- give a brief description of the photos (action, location)
- say what the pictures have in common
- say in what way the pictures are different
- say which of the ways to spend free time presented in the pictures you'd prefer
- explain why

**You will speak for not more than 2 minutes (12–15 sentences). You have to talk continuously.**



- give a brief description of the photos (action, location)
- say what the pictures have in common
- say in what way the pictures are different
- say which of the ways to spend free time presented in the pictures you'd prefer
- explain why

**You will speak for not more than 2 minutes (12–15 sentences). You have to talk continuously.**



**Task 4. Study the two photographs. In 1.5 minutes be ready to compare and contrast the photographs:**

- give a brief description of the photos (action, location)
- say what the pictures have in common
- say in what way the pictures are different
- say which of the locations presented in the pictures you'd prefer to spend your holidays
- explain why

**You will speak for not more than 2 minutes (12–15 sentences). You have to talk continuously.**





- give a brief description of the photos (action, location)
- say what the pictures have in common
- say in what way the pictures are different
- say which of the locations presented in the pictures you'd prefer to spend your holidays
- explain why

**You will speak for not more than 2 minutes (12–15 sentences). You have to talk continuously.**



**Task 4. Study the two photographs. In 1.5 minutes be ready to compare and contrast the photographs:**

- give a brief description of the photos (action, location)
- say what the pictures have in common
- say in what way the pictures are different
- say which of the ways to spend free time presented in the pictures you'd prefer
- explain why

**You will speak for not more than 2 minutes (12–15 sentences). You have to talk continuously.**



- give a brief description of the photos (action, location)
- say what the pictures have in common
- say in what way the pictures are different
- say which of the ways to spend free time presented in the pictures you'd prefer
- explain why

**You will speak for not more than 2 minutes (12–15 sentences). You have to talk continuously.**





**Task 4. Study the two photographs. In 1.5 minutes be ready to compare and contrast the photographs:**

- give a brief description of the photos (action, location)
- say what the pictures have in common
- say in what way the pictures are different
- say which of the celebrations presented in the pictures you like more
- explain why

**You will speak for not more than 2 minutes (12–15 sentences). You have to talk continuously.**



- give a brief description of the photos (action, location)
- say what the pictures have in common
- say in what way the pictures are different
- say which of the celebrations presented in the pictures you like more
- explain why

**You will speak for not more than 2 minutes (12–15 sentences). You have to talk continuously.**



**Task 4. Study the two photographs. In 1.5 minutes be ready to compare and contrast the photographs:**

- give a brief description of the photos (action, location)
- say what the pictures have in common
- say in what way the pictures are different
- say which of the leisure activities presented in the pictures you'd prefer
- explain why

**You will speak for not more than 2 minutes (12–15 sentences). You have to talk continuously.**





- give a brief description of the photos (action, location)
- say what the pictures have in common
- say in what way the pictures are different
- say which of the leisure activities presented in the pictures you'd prefer
- explain why

**You will speak for not more than 2 minutes (12–15 sentences). You have to talk continuously.**



**Task 4. Study the two photographs. In 1.5 minutes be ready to compare and contrast the photographs:**

- give a brief description of the photos (action, location)
- say what the pictures have in common
- say in what way the pictures are different
- say which of the leisure activities presented in the pictures you'd prefer
- explain why

**You will speak for not more than 2 minutes (12–15 sentences). You have to talk continuously.**



- give a brief description of the photos (action, location)
- say what the pictures have in common
- say in what way the pictures are different
- say which of the leisure activities presented in the pictures you'd prefer
- explain why

**You will speak for not more than 2 minutes (12–15 sentences). You have to talk continuously.**





**Task 4. Study the two photographs. In 1.5 minutes be ready to compare and contrast the photographs:**

- give a brief description of the photos (action, location)
- say what the pictures have in common
- say in what way the pictures are different
- say which of the festivals presented in the pictures you'd prefer to visit
- explain why

**You will speak for not more than 2 minutes (12–15 sentences). You have to talk continuously.**



- give a brief description of the photos (action, location)
- say what the pictures have in common
- say in what way the pictures are different
- say which of the festivals presented in the pictures you'd prefer to visit
- explain why

**You will speak for not more than 2 minutes (12–15 sentences). You have to talk continuously.**



**Task 4. Study the two photographs. In 1.5 minutes be ready to compare and contrast the photographs:**

- give a brief description of the photos (action, location)
- say what the pictures have in common
- say in what way the pictures are different
- say which of the family holidays presented in the pictures you'd prefer
- explain why

**You will speak for not more than 2 minutes (12–15 sentences). You have to talk continuously.**





- give a brief description of the photos (action, location)
- say what the pictures have in common
- say in what way the pictures are different
- say which of the family holidays presented in the pictures you'd prefer
- explain why

**You will speak for not more than 2 minutes (12–15 sentences). You have to talk continuously.**



**Task 4. Study the two photographs. In 1.5 minutes be ready to compare and contrast the photographs:**

- give a brief description of the photos (action, location)
- say what the pictures have in common
- say in what way the pictures are different
- say which of the ways to keep fit presented in the pictures you'd prefer
- explain why

**You will speak for not more than 2 minutes (12–15 sentences). You have to talk continuously.**



- give a brief description of the photos (action, location)
- say what the pictures have in common
- say in what way the pictures are different
- say which of the ways to keep fit presented in the pictures you'd prefer
- explain why

**You will speak for not more than 2 minutes (12–15 sentences). You have to talk continuously.**





**Task 4. Study the two photographs. In 1.5 minutes be ready to compare and contrast the photographs:**

- give a brief description of the photos (action, location)
- say what the pictures have in common
- say in what way the pictures are different
- say which of the activities presented in the pictures you'd prefer
- explain why

**You will speak for not more than 2 minutes (12–15 sentences). You have to talk continuously.**



- give a brief description of the photos (action, location)
- say what the pictures have in common
- say in what way the pictures are different
- say which of the activities presented in the pictures you'd prefer
- explain why

**You will speak for not more than 2 minutes (12–15 sentences). You have to talk continuously.**

