

SPOTLIGHT 3

Модуль 1 School Days!

Урок 2a School subjects



4 Read and write. Then match.

1 fourteen

18

13

6 t _ i _ teen

2 ei _ _ teen

15

20

19

7 _ ev _ nteen

3 t _ _ nt _

14

11

16

8 s _ _ teen

4 f _ f _ een

5 tw _ l _ _


12

17

10 e _ ev _ n

5 Read and write.

- John • Pat • ruler • frog • boy • Tom • book
- Sally • duck • David • girl • Jenny



4 Read and write. Then match.

1 fourteen 18 13 6 thirteen

2 eighteen 15 20 7 seventeen




3 twenty 14 11 19 8 sixteen

4 fifteen 12 17 16 9 nineteen

5 twelve 17 10 eleven

5 Read and write.

- John • Pat • ruler • frog • boy • Tom • book
- Sally • duck • David • girl • Jenny





Apple



Bird



Carrot

English



Mathematics



Computer
Science



Biology



Geography



Chemistry



Music



Sport



Art

Модуль 1
School Days!

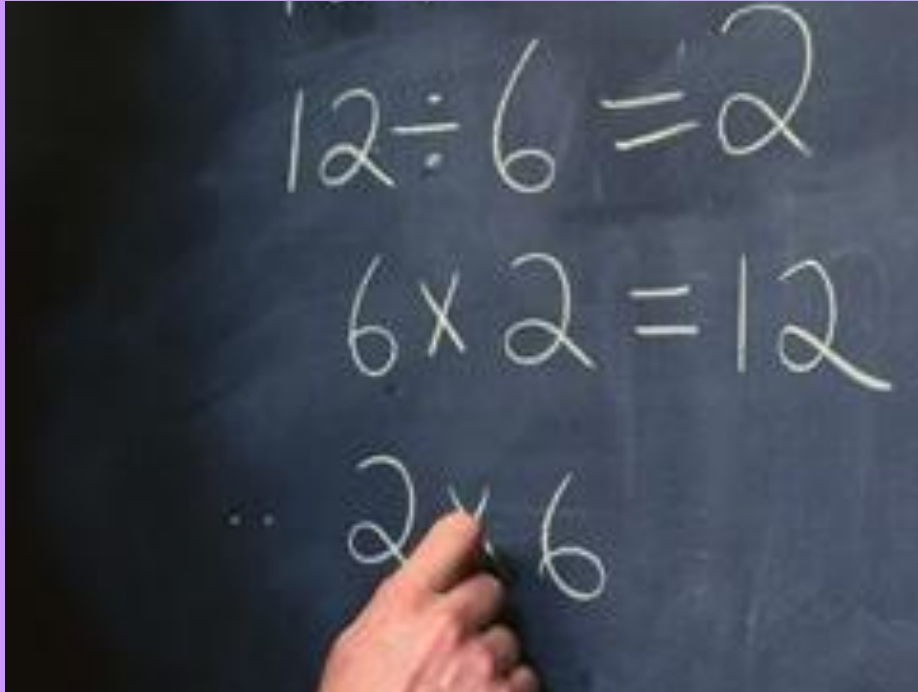
Урок 2а
School subjects



History



Science



Maths



Geography

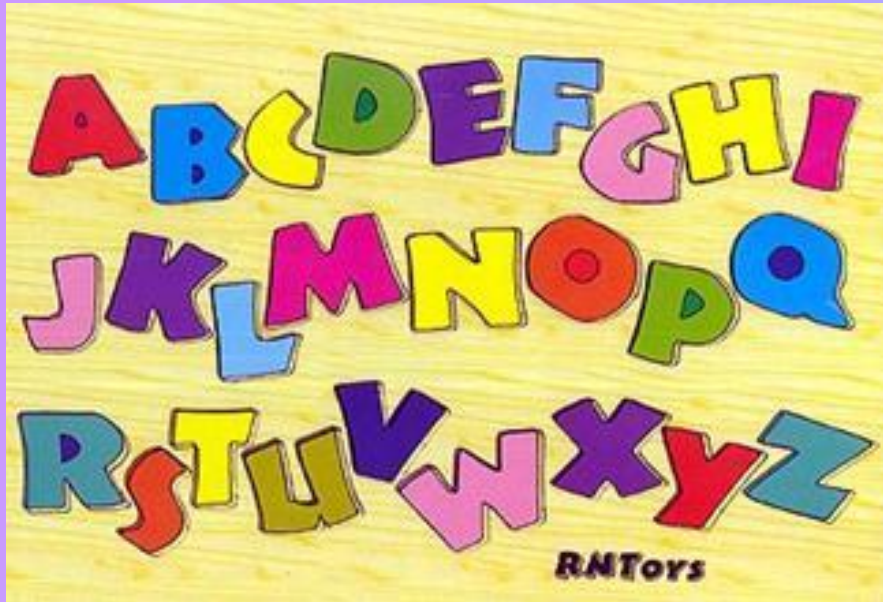
PE



Art



English



Music

Chit-Chat

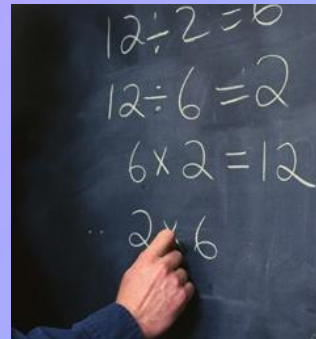
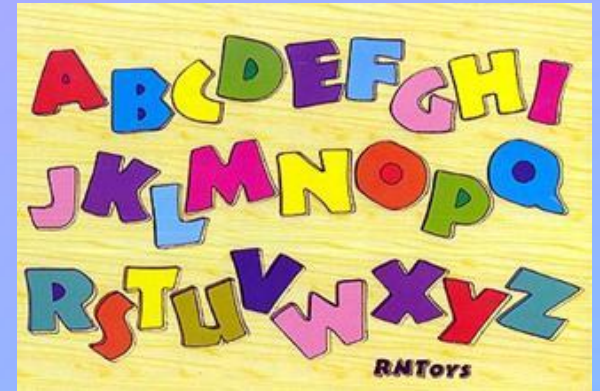
Which subjects do you have at school?

We have....

We don't have....

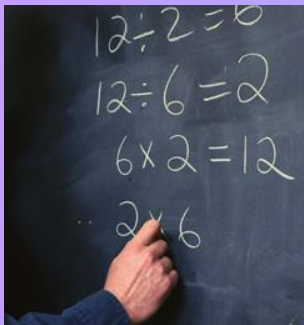
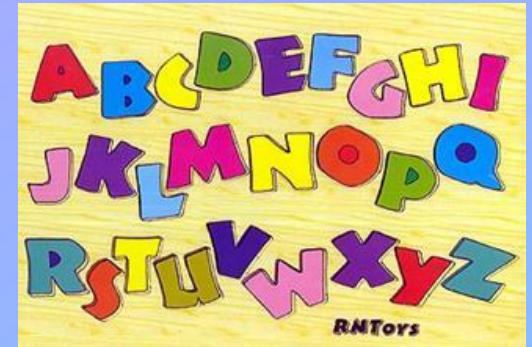


What is your favourite subject?





I like...



to be

I am = I'm

You are = You're

He is = He's

She is = She's

It is = it's

We are = We're

You are = You're

They are = They're

Повтори!!!

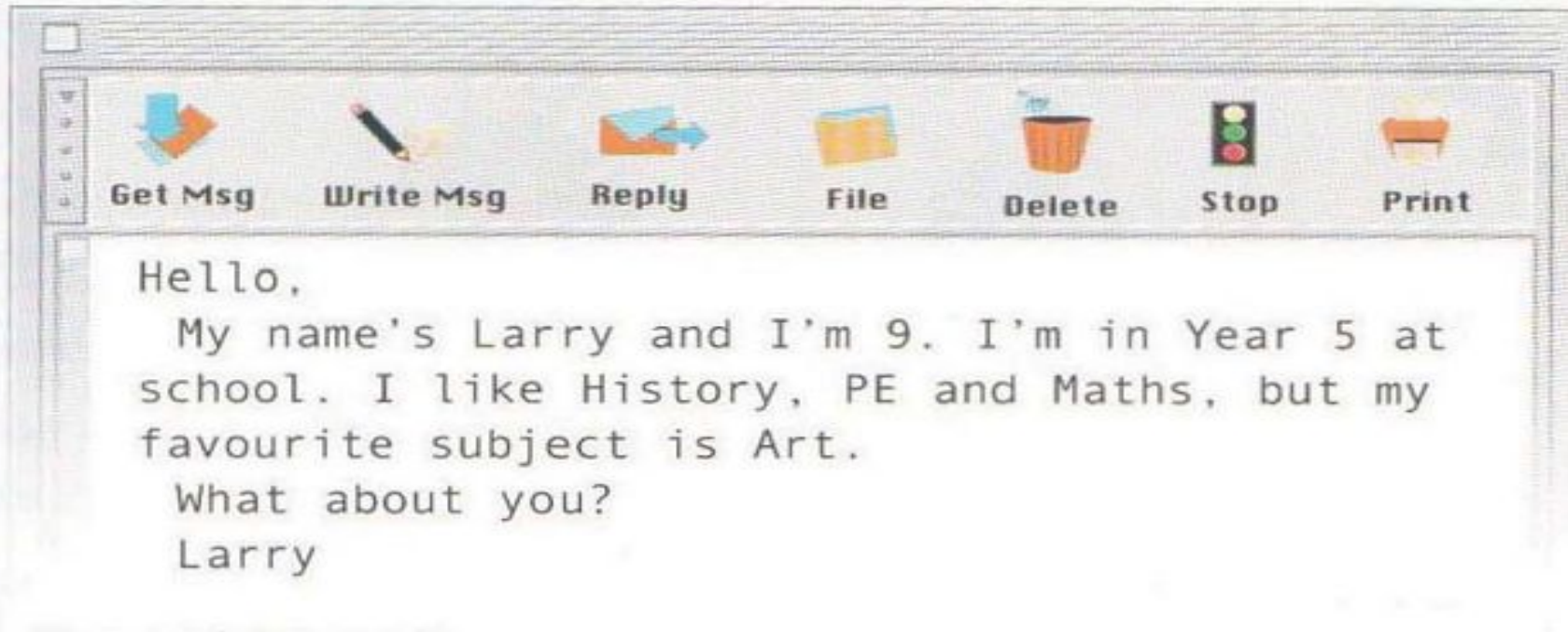
Грамматический

справочник

стр.166.Модуль 1.

Упр.4 стр.15

5 Read and answer the questions.



- 1 How old is Larry?
- 2 What year is he in at school?
- 3 What's Larry's favourite subject?

Portfolio

School subjects!



A screenshot of a web browser window. The address bar at the top contains the text "Address" and a small icon. On the right side of the address bar, there is a "Links" button. The main content area of the browser is white and contains the text "Hello," followed by "My" and a dotted line. Below this, there are ten more horizontal dotted lines, providing a template for writing school subjects. The browser's status bar at the bottom shows several tabs, with the first one labeled "Internet view".

BYE



Использованные ресурсы:

Учебник, рабочая тетрадь «Английский в фокусе» 3класс Ю.Е.Ваулина, Д.Дули и др.

Картинки:

<http://www.google.ru/imglanding>