

Формы глагола

“To Be”

в настоящем времени



Подготовила: М. Ю. Козюк

Toys

It is a fox.

It is a box.

It is a mouse.

It is a house.

It is a ball.

It is a doll.

It is a bear.

It is a chair.

Where is my doll?


Near the ball.

Where is my bear?

It is on the chair.




Mrs Grammar



Mrs Grammar



Mrs Grammar



he

she




it





we

you

they







be

he

she

it



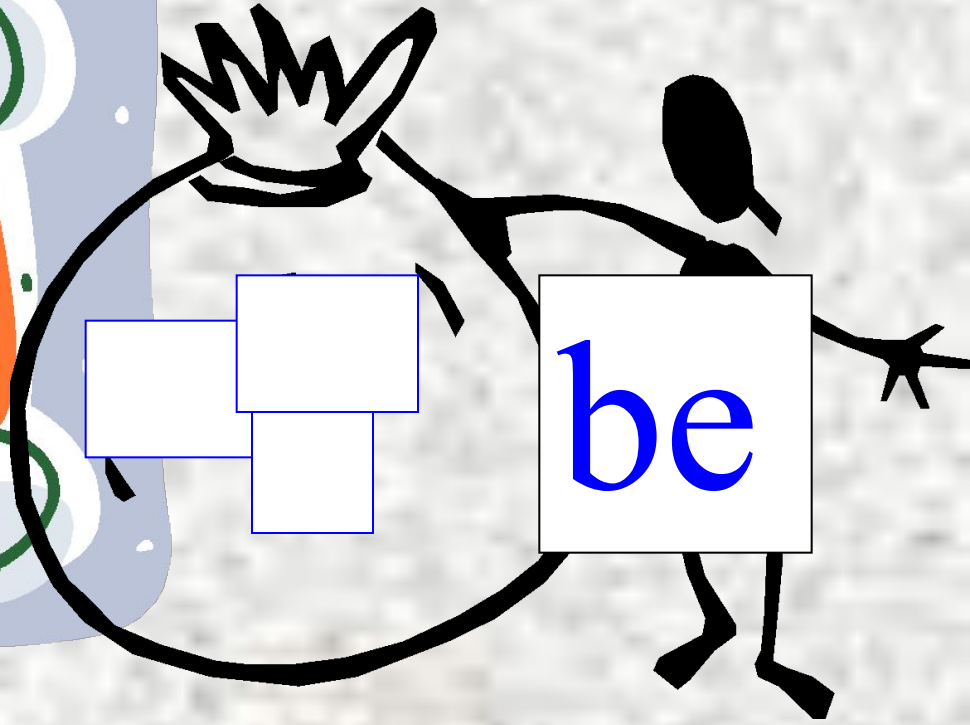
we


they

you

be









[Blank sign]

he

she

it



you

we

they

Be

Present Simple (настоящее простое время)
быть, находиться, являться

Единственное число

I **am** (**I'm**) American. – Я – американец.

He **is** (**He's**) Russian. – Он русский.

She **is** (**She's**) English. – Она англичанка.

It **is** (**It's**) Scottish. – Оно (это) – шотландское.
(из Шотландии)



Множественное число

We **are** (**We're**) Americans . – Мы – американцы.

You **are** (**You're**) Russian. – Ты (Вы) – русский(-ие).

They **are** (**They're**) English. – Они англичане.

Fill in the blanks. Заполните пропуски.

- 1) He ... a student.
- 2) She ... a student.
- 3) I ... a student.
- 4) We ... students.
- 5) Mike and John ... students.
- 6) Ann ... a student.
- 7) They ... students.
- 8) Tony and Alison ... students.
- 9) You (one person) ... student.
- 10) You (two people) ... students.

am

is

are



I **am** from Scotland.

Я из Шотландии



I **am** from Scotland.

Am I from Scotland?




It **is** from England.

Is it from England?



They **are** from England too.

Are they from England too?



Поставьте предложения в вопросительную форму.

- 1) He **is** a student.
- 2) She **is** from America.
- 3) I **am** English.
- 4) He **is** brave.
- 5) They **are** popular.
- 6) You **are** beautiful.
- 7) Linda **is** clever.
- 8) It **is** great.
- 9) They **are** from England.
- 10) I **am** a poet.
- 11) He **is** Sam.
- 12) They **are** famous.



Домашнее задание:

Учебник: упр. 1, стр. 26
прочитать, перевести

Рабочая тетрадь: упр. 1, 2, 3,
стр. 16 – 18.

