

Print from the folder.

Unit 9 (Painting a Picture) (Скажи, соедини половинки) Homework 9B

Draw the... (Нарисуй...)
Colour the... (Раскрась...)
It's beautiful. (Это красиво.)
Well done! (Молодец!)


-Look at the crayon. (Посмотри на мелок.)
-It's red. (Он красный.)

marker brush paint ink crayon

marker brush paint ink crayon



Checking
home work.



Good morning!
Good afternoon!
Good evening!

How are you?

I am ...

happy good
not good
sad





Spring is
green.

Summer is
bright,

Autumn is
yellow,

Winter is
white.

Do you like winter?
Вы любите зиму?



Yes, I do.
No, I don't.



Winter months

- December
- January
- February

What's the season ?

Winter



Spring



Summer



Autumn

Let's Read











Roll It & Read It!

Short Vowel Words



	dug	sock	slid	men	dab
	run	cod	hid	bed	rad
	brush	mom	din	vet	man
	such	cob	bib	red	cat
	cuff	dog	rig	Ted	tab
	truck	top	lip	met	rag

Pat and the Animals

Story by Andrew Frinkle

Pat saw a black bat.

It was flying fast.

Pat saw a fat rat.

It was running past.



Pat saw a tabby cat.

It was under his hat.

Pat saw a rabbit.

It was eating grass.



Pat saw a lot of animals!



Revision: "Save the star"
 (Повтор: "Спасите звезду")
 (25-29)

hymn

lynx

gyp

myth

system

hymn

lynx

gyp

myth

system

hymn

The hidden photo of the star

First read the words,
 Then play on the floor (catch the spy).

Catch the spy(25-29)
 (Играй шпиона)

hymn		lynx		system
	system		myth	
gyp		hymn		hymn
	myth		lynx	
		lynx		
hymn			myth	
	gyp			system
myth		system		

A

B

hymn		lynx		system
	system		myth	
gyp		hymn		hymn
	myth		lynx	
		lynx		
hymn			myth	
	gyp			system
myth		system		

U.9 -Painting a picture-Young Picture Dictionary (cards)



marker



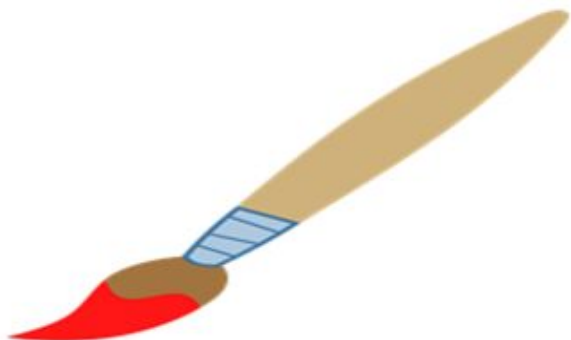
ink



crayon



paint




brush




red



yellow



blue



white



black











(Unit 9)
(Young Picture Dict.)

Painting a Picture






 at the  ¹. It's   } x2






 at my  ². It's 





 at my 




 at the  ¹. It's 



 at my 




 at my 



Unit 9



Акэ-акэ-акэ! Цветной фломастер **marker!**

Инк-инк-инк! Макай перо в чернила **ink!**

Ён-ён-ён! Цветной мелок **crayon!**

Эйнт-эйнт-эйнт!

Забор мы краской красим **paint!**

Аш-аш-аш! Красками рисует **brush!**

Эд-эд-эд! Помидорка цвета **red!**

Элоу-элоу-элоу! Солнышко на небе **yellow!**


Лу-лу-лу! Раскрасим небо цветом **blue!**

Айт-айт-айт! Облачко летает **white!**

Лэк-лэк-лэк! Ночью небо цвета **black!**

Используя выражение Give me ...+ crayon, paint, marker ,дети рисуют изученные геометрические фигуры.

It's beautiful!
Well done!



Физминутка

Head and shoulders,

Knees and toes,

Knees and toes,

Knees and toes,

Head and shoulders,

Knees and toes,

Eyes, ears, mouth and nose.







1. What is it? It's ...

2. What animals can you see? I can see...

3. What is the colour? It's ...





What's the weather like today?



+ Natural grammar .





Άόάα - Πέ,ò - Νάδδγ 54 - Ιόεüòòέέüü äëý ääòάέ (1).mp4





**Home task : Выдается на уроке в четверг
09.12.2021**


Сделать на вторник 14.12.2021

- 1. Сору (раскрасить, назвать изученные предметы и цвета).**
- 2. Прописать арбузики (слова в тетради нутн, гур, лунх).**

Unit 9 (Painting a Picture) (Скажи, соедини половинки) Homework 9B

Draw the... (Нарисуй...)
 Colour the... (Раскрась...)
 It's beautiful. (Это красиво.)
 Well done! (Молодец!)

-Look at the crayon. (Посмотри на мелок.)
 -It's red. (Он красный.)



Unit 9 (Painting a Picture) (Скажи, соедини половинки) Homework 9B

Draw the... (Нарисуй...)
 Colour the... (Раскрась...)
 It's beautiful. (Это красиво.)
 Well done! (Молодец!)

-Look at the crayon. (Посмотри на мелок.)
 -It's red. (Он красный.)

