

Деление на 3

Урок № 130



Школа России
Математика 2 класс





$$12 : 3$$

$$27 : 3$$

$$13 : 4$$

$$21 : 7$$

$$15 : 5$$

$$24 : 8$$

$$30 : 3$$

$$27 : 9$$

$$9 : 3$$

Прочитай примеры. Назови ответы.

Вырази в новых единицах.



$$2 \text{ м} = \underline{\quad} \text{ дм}$$

$$3 \text{ дм} = \underline{\quad} \text{ см}$$

$$3 \text{ дм } 4 \text{ см} = \underline{\quad} \text{ см}$$

$$6 \text{ м } 7 \text{ дм} = \underline{\quad} \text{ дм}$$

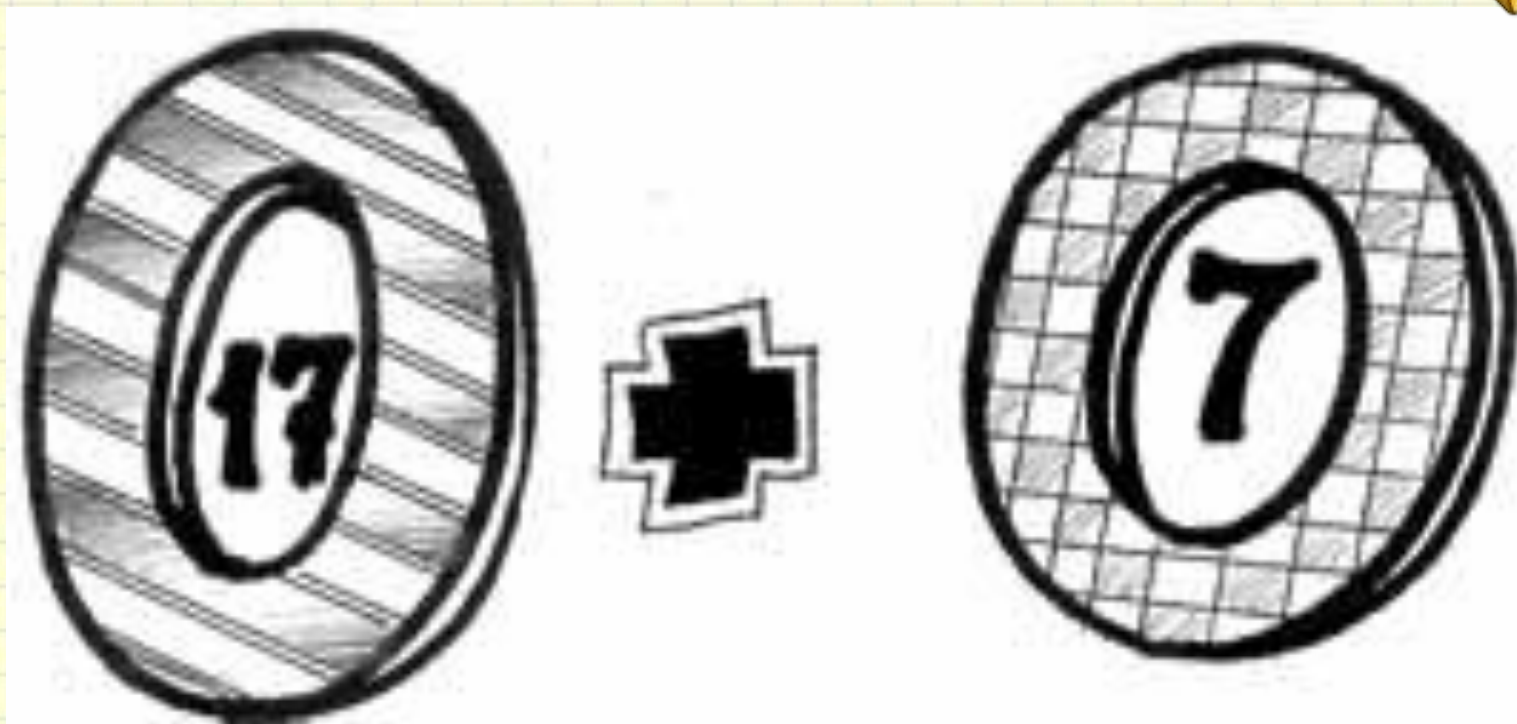
$$8 \text{ см } 6 \text{ мм} = \underline{\quad} \text{ мм}$$

$$47 \text{ см} = \underline{\quad} \text{ дм } \underline{\quad} \text{ см}$$

Задания на смекалку



Разгадайте ребус и выполните указанное действие.



В о семнадцать + в о семь = 18 + 8 =

26.

Длина бревна **5 м**. В одну минуту от него отпиливают по одному метру. За сколько минут будет распилено всё бревно?



за 4 минуты

Тренажёр Деление на

3

**Выбери
еду
для
зайчишки.**





$$25 + 12:3$$



$$78 - 18:3$$

A realistic illustration of a green cabbage with detailed leaf textures.

72


A realistic illustration of a single yellow potato with a green stem.

73

A cartoon-style illustration of a large orange carrot with green leafy tops.


68








$$40 + 15 : 3$$







$$90 - 9:3$$





$$43 - 15:3$$






$$19 + 6:3$$







$$50 - 12:3$$





$$80 - 18:3$$






$$11 + 30:3$$



$$78 - 18:3$$



69


A vibrant green cabbage with a white square box in the center containing the number 69 in red.

73

A single brown potato with a green stem, with a white square box in the center containing the number 73 in red.

72

A bright orange carrot with green leaves, with a white square box in the center containing the number 72 in red.



$$62 + 12:3$$

