

Автор презентации:

Юлия Ефимовна Апт,

учитель английского языка гимназии №74,

г. Санкт-Петербург

The presentation is made
by teacher **Julia Apt**,
gymnasium 74, St. Petersburg, Russia
<http://JuliaApt.blogspot.ru>

2009-2011

План урока.

- Организационный момент. Приветствие.
- Краткая информация о Рождестве в англоязычных странах.
- Песня “We Wish You a Merry Christmas”.
- Введение лексики «Символы Рождества».
- Закрепление лексики: «Какие символы вы помните?».
- Подвижная игра «Покажи символ и попроси друзей отгадать его».
- Физкультминутка. Песня “Teddy Bear”.
- Говорение по модели: поздоровайтесь с Санта Клаусом.
- «Покажите Санта Клаусу, чему вы научились»: песня об алфавите.
- Интерактивная игра «Найди загаданное слово на картинке».
- Говорение: «Сколько предметов на картинке».
- Песня “Jingle Bells”.
- Поздравление с Рождеством.

Пояснения по выполнению заданий даны в заметках к слайдам.

Файлы песен можно скачать по адресам:

“We wish you a Merry Christmas” –

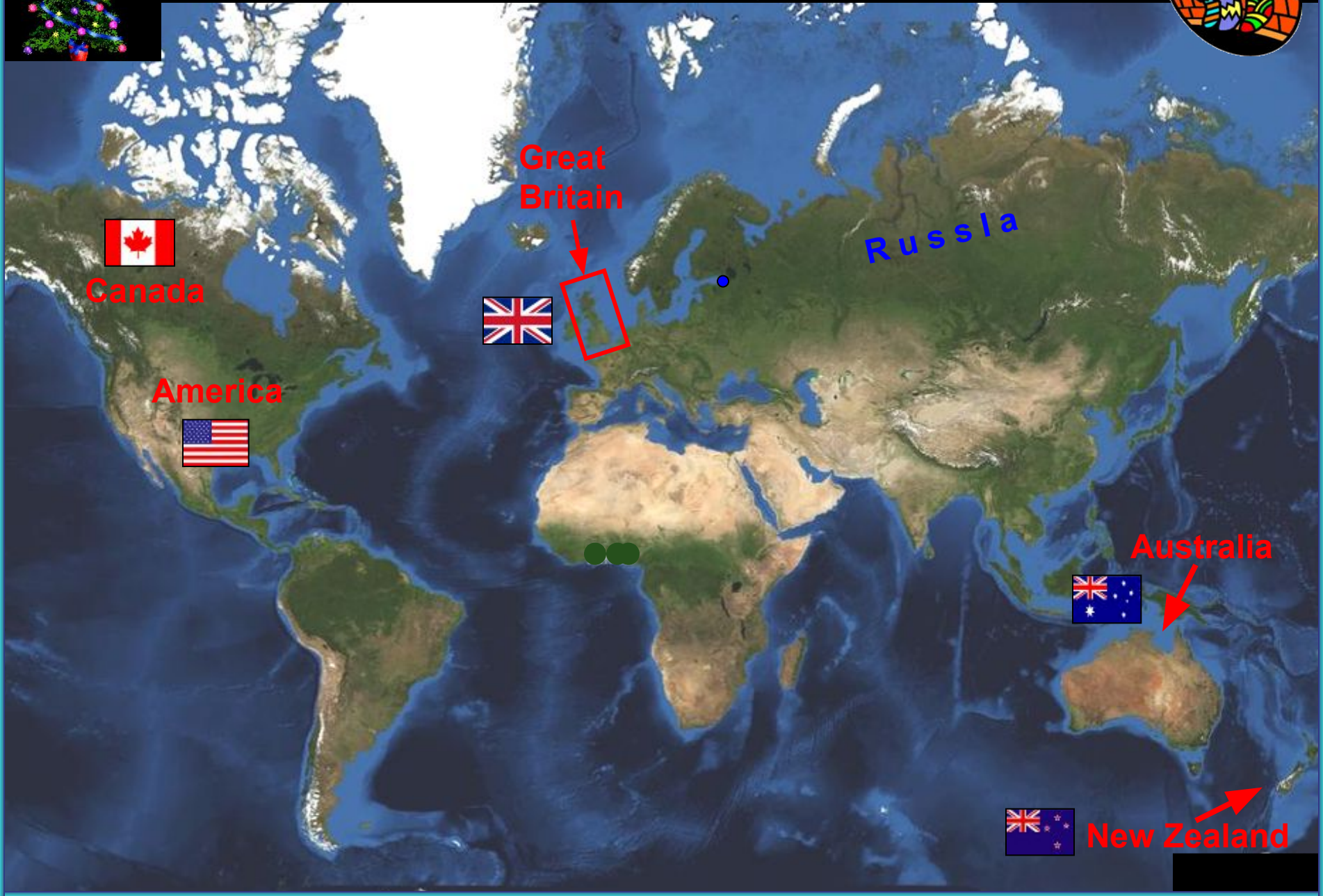
<http://juliaapt.blogspot.ru/2012/11/video-we-wish-you-merry-christmas-short.html>

“Jingle Bells” – <http://juliaapt.blogspot.ru/2012/11/video-jingle-bells.html>

Merry Christmas!



English Speaking Countries



Let's sing a song



We wish you a Merry Christmas!
We wish you a Merry Christmas!
We wish you a Merry Christmas!
And a Happy New Year!



We wish you



Repeat the words
after your teacher





christmas

symbols



Star





Angels



Santa Claus




Santa Claus and Mrs. Claus



elves



Sleigh



Reindeer



Stocking





Christmas Tree



Balls



Bells



Snowman



Candles



Snowflakes



Candy cane



Presents



What symbols
do you remember?



Christmas Symbols



Star



Angel



Santa Claus



Mrs Claus



an elf - elves



Reindeer



Sleigh



Ball



Bell



Christmas Tree



Candy cane



Candle



Snowman



Snowflake



Present

Act out a symbol
and let your friends guess it



Christmas Symbols



Star



Angel



Santa Claus



Mrs Claus



an elf - elves



Reindeer



Sleigh



Ball



Bell



Christmas Tree



Candy cane



Candle



Snowman



Snowflake



Present

Let's sing and dance





Teddy Bear



What do children say to Santa?





**Hello, boys
and girls!**





**Hello! I'm Anna.
I'm a girl.
I'm six.**





**Hello! I'm Ben.
I'm a boy.
I'm seven.**



What can you
say to Santa?



**Hello! I'm Anna.
I'm a girl.
I'm six.**

**Hello! I'm Ben.
I'm a boy.
I'm seven.**




Santa and children





Santa wants to know what children have done during the year. He makes a list of good and bad children.

Let's sing the ABC-song



Find the things







pen





No






pencil





No







cat





No







dog





No







four





No







nine





No







two





No





2



eight





No







five





No







seven





No







three





No







one





No







six





No







ten






No






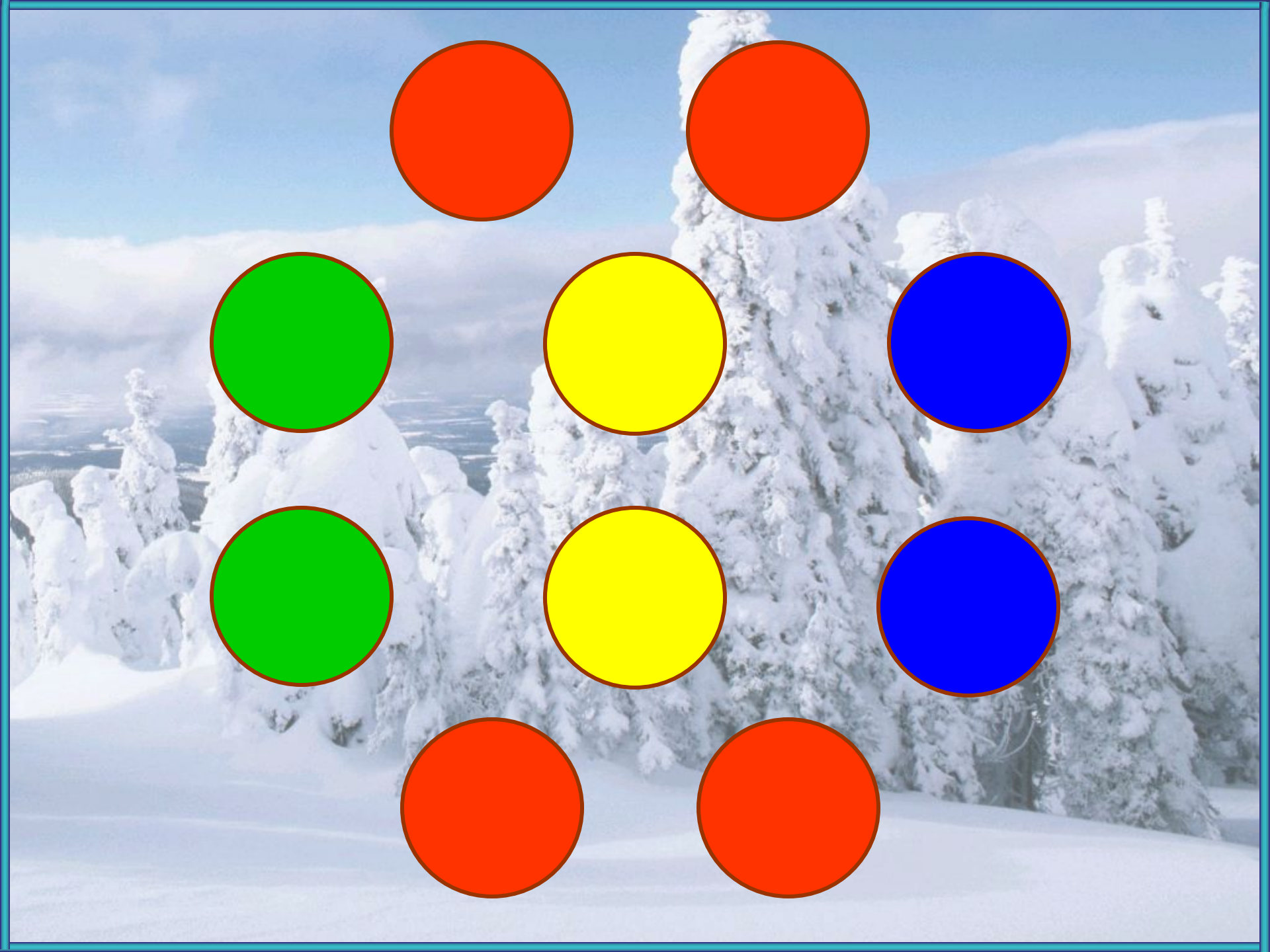



How many?


































**OPEN
IMMEDIATELY!**







Burt



Will



Bonnie



Melvin



Sally



Bud



Lenny



Bif

Happy Holidays from Our Gang to Yours!









Listen to the song and dance



Jingle Bells
Boney M



A winter landscape featuring several evergreen trees heavily laden with snow. The ground is also covered in a thick layer of snow. The sky is a clear, bright blue with some light, wispy clouds. The overall scene is bright and festive.

**Merry Christmas
and
Happy New Year!**



Resources:

www.fg-a.com

www.zastavki.com

www.gifpark.ru

www.myorkutglitter.com

www.wallpapers-free.co.uk

<http://maps.yandex.ru/>

www.scrapetv.com

www.operationlettertosanta.com

www.vintageholidaycrafts.com

www.northpole.com

