

# Unit 9, folks


Describing opinions and reactions


Be going to/will for predictions

Present continuous for future plans

Will for sudden predictions


## 2 LANGUAGE IN CONTEXT

- A  1.31 Look at the picture. Why do people wear costumes like this? Then read and listen to the conversation. Why does Pedro plan to wear a costume? What do Grant and Tony think of the plan?



### 1.31 Audio script


- Pedro** So, listen to this. I'm planning to buy two tickets for the zoo – for Isabel and me.
- Grant** Isabel, your new girlfriend?
- Pedro** Yeah. And I'll rent a bear costume. Here's a picture of it. I can see you're **fascinated**, Tony.
- Tony** Yeah ... and **frightened**! Please don't say you want *me* to wear it.
- Pedro** No. It's for me. I'm planning to wear it outside Isabel's office. So after work, she'll find a bear waiting for her, with an invitation to the zoo. Well? What do you think?
- Tony** She won't like it. Her coworkers will be there, so it's going to be really **embarrassing** for her. I don't think she'll be **amused** at all. And this costume is awful! It's going to scare her.
- Pedro** But I ...
- Tony** And why did you choose the zoo? I mean, she's not a kid. It'll be a **disappointing** date.
- Grant** You're so **annoying**, Tony. Where's your sense of fun? OK, so maybe she'll be a little **shocked** at first, but I think she'll laugh. You should do it, Pedro! You'll be a hero!

- B  1.31 Read and listen again. Answer the questions.

- 1 Who will see Pedro in his costume?
- 2 What does Tony think about the costume?
- 3 Why does Tony think the zoo is not good for a date?

- C **PAIR WORK** Do you think Pedro's plan is good? Why or why not?

2020/3/21 09:42



## Emotional reactions and opinions

1) p 34 ex 3A

To describe smn's reaction, use  
**look + past participle** (adj)  
**feel + past participle** (adj)  
**seem + past participle** (adj)  
**be + past participle** (adj)

To describe some event or action, use  
**be + Ving** (adj)

2) p 34 ex 1A

3) Look at the picture on the left. Make a chain of adjectives and a verb they've been formed from.  
*Example: baffled – baffling – to baffle*

# 4.1


## HERO OR ZERO?

### LESSON OBJECTIVE


- describe opinions and reactions

2020/3/21 09:42


### 1 VOCABULARY: Describing opinions and reactions

A  1.30 **PAIR WORK** Listen and repeat the adjectives. Circle the correct answers. Explain your answers. Use the words you didn't circle in sentences with your partner.

- 1 Is Brad early? I'm really surprised / *surprising*. He's usually late.
- 2 I feel a little angry with my boss. I'm *annoyed* / *annoying*.
- 3 The restaurant looked good, but it wasn't. Our meal was really *disappointed* / *disappointing*.
- 4 Everyone looked at me. My face was red. I was so *embarrassed* / *embarrassing*!
- 5 I'm really interested in history. I think it's *fascinated* / *fascinating*.
- 6 My son said the movie was too *frightened* / *frightening*. We had to leave early.
- 7 When I heard the news, I was *shocked* / *shocking*. What an awful surprise!
- 8 Daniela is so *amused* / *amusing*. She always makes me laugh.

B  Now go to page 144. Do the vocabulary exercises for 4.1.

### 2 LANGUAGE IN CONTEXT

A  1.31 Look at the picture. Why do people wear costumes like this? Then read and listen to the conversation. Why does Pedro plan to wear a costume? What do Grant and Tony think of the plan?



▼  
1

## VOCABULARY: Describing opinions and reactions

A Complete the sentences with the words in the box. Add the correct ending (-ed or -ing) to each word.

amuse      annoy      disappoint      embarrass  
fascinate      frighten      shock      surprise

- 1 It's so annoying when people park in my parking space!
- 2 The movie was kind of funny. I was \_\_\_\_\_, but I didn't really laugh out loud.
- 3 I forgot my wallet today, so I couldn't pay for my lunch. I had to borrow money from a co-worker. It was really \_\_\_\_\_.
- 4 I'm \_\_\_\_\_ that I didn't get the job. I really wanted it.
- 5 I couldn't believe that I won a new car. I was \_\_\_\_\_!
- 6 This book had a \_\_\_\_\_ ending. I expected it to end differently.
- 7 Tom loves to read about space exploration. He thinks it's \_\_\_\_\_.
- 8 My sister never watches scary movies. She gets too \_\_\_\_\_.



No, yo, hold my poodle.



Hey, yo! You do that again,  
I'm going to bust....



I'll bust out in tears.

Pick 5 verbs from the list below and form adjectives from them. Draw some events from your life that illustrate them.

Publish your final drawings with 5 words and illustrations to them under the post with this presentation in the vk group.

- *Surprise*
- *Annoy*
- *Disappoint*
- *Embarrass*
- *Fascinate*
- *Frighten*
- *Shock*
- *Amuse*
- *Confuse*

Pick the beginning of the story and continue it with 10 sentences in groups using adj for describing events and reactions:

1. When Elizabeth saw Tom's present present she was ... .  
Never had she received something so ... .
2. Alice knew that talking to strangers in the middle of the road at night was no good. However, she wasn't ... .
3. Joahn never believed in the stories about ghosts. That's why when she heard strange noises that night, she wasn't ... .
4. Sam and John were being chased by the fleet of the space cops. Needless to be mention that they felt slightly ... .
5. For Peter, the most beautiful place that he could imagine was his own bed. Laying in the bed was not his hobby, more of a lifestyle. He felt ... .



# Will and Be Going To for Predictions

We use '**will**' when we want to predict sth or inform smn.

Examples:

*She'll be excited to see your gift!*

*I **will** buy a new smartphone, probably.*

We can use '**I think**' and '**I don't think**' in the sentence with 'will' to make predictions.

*Tom will like this, **I think**.*

We use 'be going to' to predict sth and talk about what smn is going to do (intentions).

Examples:

*Look at the clouds! **It's going to** rain (not will! – immediate action, nearest future)*

***She's going** to hate you for doing this.*

3 GRAMMAR: *be going to* and *will* for predictions

- A Complete the sentences with the correct answers. Use the sentences in the grammar box to help you.
- 1 Use *be going to* or \_\_\_\_\_ to make predictions about the future.
  - 2 You can use \_\_\_\_\_ and *I don't think* before a prediction to express an opinion.

***be going to* and *will* for predictions**

It's **going to** be embarrassing for her.

This costume is awful! It's **going to** scare her.

She'll be shocked.

She **won't** like it.

I **think** she'll laugh.



Don't use *will* when you see something right now that makes you think something will happen. Use *be going to* instead.

*The sky is getting dark. It's going to rain.*  
**NOT** It'll rain.



**ACCURACY CHECK**

Be sure to use *will* instead of the simple present in predictions with *I think*.

I think ~~you~~ love the zoo. X

I think you'll love the zoo. ✓

- B Read the sentences and complete the predictions. Use the correct forms of the words in parentheses ( ). Check your accuracy. Then compare with a partner.

- 1 I'm planning a party for Saturday. I *am going to have* \_\_\_\_\_ (be going to / have) a lot of fun.
- 2 The forecast calls for bad weather tomorrow. It \_\_\_\_\_ (be going to / rain) all day.
- 3 I studied hard for my test. I \_\_\_\_\_ (not think / I / will / be) disappointed with my grade.
- 4 My roommate has concert tickets, so I \_\_\_\_\_ (think / he / will / come) home late tonight.
- 5 I just got a new client at my job. Tomorrow there \_\_\_\_\_ (be going to / be) a lot of work to do!
- 6 I have unusual music tastes. I \_\_\_\_\_ (not think / you / will / like) my favorite song.

C **Now go to page 132. Look at the grammar chart and do the grammar exercise for 4.1.**

D **PAIR WORK** Make four predictions about tomorrow. Think about the weather, your activities,

2020/3/21 09:43

- 2 How do I get to the library from here? d
- 3 Do you know when the bus leaves? b
- 4 Would you take a train to Chicago? e
- 5 What is the best time to take the ferry? a

- b No. I'd check the schedule online.
- c Yes. Let's meet in the parking lot.
- d You could take the subway to Oak Street.
- e No, I wouldn't. It takes too long. I'd fly.

#### 4.1 BE GOING TO AND WILL FOR PREDICTIONS (page 35)

##### **be going to and will for predictions**

She'll be shocked. = She's **going to** be shocked.

She **won't** like it. = She's **not going to** like it.

I **think** they'll be late. = I **think** they're **going to** be late.

I **don't think** he'll retire soon. = I **don't think** he's **going to** retire soon.

**NOTE:** We *don't* use will to make a prediction about something when there is evidence. Instead, we use be going to.

The sky is dark. It's **going to** rain. NOT The sky is dark. It'll rain.

#### A Put the words in the correct order to make sentences.

- 1 embarrassed / be / He'll / really / . He'll be really embarrassed.
- 2 be / it / I / think / fascinating / will / . I think it will be fascinating.
- 3 to / disappointed / going / They / are / be / . They are going to be disappointed.
- 4 won't / surprised / She / be / probably / . She probably won't be surprised.
- 5 will / don't / be / I / amusing / think / it / . I don't think it will be amusing.
- 6 going / enjoy / He / to / it / not / is / . He is not going to enjoy it.

#### 4.2 WILL FOR SUDDEN DECISIONS; PRESENT CONTINUOUS FOR FUTURE PLANS (page 37)

##### **will for sudden decisions**

I'll deal with renting tents, OK?  
OK, and I'll check places to stay.  
Just a minute. I'll check online.

##### **Present continuous for future plans**


Are we staying with your cousin?  
They're staying with Leo's cousin.

2020/3/21 10:58

# Exs:

- Docs in the attachement
- Canvas:

[https://lms.misis.ru/courses/5667/discussion\\_topics/22072](https://lms.misis.ru/courses/5667/discussion_topics/22072)



# Will for sudden predictions, Present Continuous for Future plans

We use 'will' for sth we decide in the moment of speaking.

*Example:*

*She's sick. – I'll visit her and bring some oranges then.*

We use be+Ving for something that is already arranged in the future.

*Example:*

*We're having a party this Saturday. You're also invited.*

**3** GRAMMAR: *will* for sudden decisions; present continuous for future plans

**A** **Circle** the correct answers. Use the sentences in the grammar box to help you.

- 1 Use *will* / the present continuous for sudden decisions you make at the moment of speaking.  
2 Use *will* / the present continuous for plans that are already made or agreed on.

***will* for sudden decisions and present continuous for future plans**

I'll deal with renting tents, OK?      Are we staying with your cousin?  
OK, and I'll check places to stay.      They're staying with Leo's cousin.  
They're not hiring a guide.

**!** The present continuous is also used for ongoing actions:  
I'm working as a guide in a national park. It's a great job.

**B** Complete the conversation with *will* or the present continuous and the words in parentheses ( ). Then practice with a partner.

- A I just missed a call from Bryn. It's probably about lunch. <sup>1</sup> \_\_\_\_\_ her now. (I / call)  
B Oh, <sup>2</sup> \_\_\_\_\_ her for lunch today? (you / meet)  
A Yes. <sup>3</sup> \_\_\_\_\_ to her office in an hour. (I / drive) Do you want to come?  
B I'd love to! <sup>4</sup> \_\_\_\_\_ and cancel my doctor's appointment. (I / call)  
A No, don't do that. Remember, <sup>5</sup> \_\_\_\_\_ in a week, anyway. (we all / meet up)

**C** **Now go to page 132. Look at the grammar chart and do the grammar exercise for 4.2.**

**D** Complete the sentences with your own ideas.

- 1 Look! Reggie left his phone here. I'll \_\_\_\_\_.  
2 Can everyone bring something for the party? I'll \_\_\_\_\_.  
3 We're meeting up on Saturday night. We're going \_\_\_\_\_.

**4** SPEAKING

**A** **GROUP WORK** Where would you like to go on a weekend trip? Use a place below or think of your own ideas. Decide on a place you all want to go together. For more ideas, watch Andres's video.

beach      city      desert

REAL



2020/3/21 11:07

city

hom

The sky is dark. It's going to rain. NOT The sky is dark. It'll rain.

17:11  
2020/3/21

A Put the words in the correct order to make sentences.

- embarrassed / be / He'll / really / . He'll be really embarrassed.
- be / it / I / think / fascinating / will / . I think it will be fascinating.
- to / disappointed / going / They / are / be / . They are going to be disappointed.
- won't / surprised / She / be / probably / . She probably won't be surprised.
- will / don't / be / I / amusing / think / it / . I don't think it will be amusing.
- going / enjoy / He / to / it / not / is / . He is not going to enjoy it.

#### 4.2 WILL FOR SUDDEN DECISIONS; PRESENT CONTINUOUS FOR FUTURE PLANS (page 37)

##### will for sudden decisions

I'll deal with renting tents, OK?  
OK, and I'll check places to stay.  
Just a minute. I'll check online.

##### Present continuous for future plans

Are we staying with your cousin?  
They're staying with Leo's cousin.  
They're not staying in a hotel.

A Circle the correct words to complete the sentences. Then check (✓) the correct column.

	Sudden decision	Future plan
1 Thanks for inviting me to the movies. <u>I'll pay</u> / I'm paying for the tickets.	✓	
2 He'll drive / <u>He's driving</u> to Miami next weekend to visit his parents.		✓
3 Do you want to come with us? OK, <u>I'll book</u> / I'm booking a room for you.	✓	
4 We'll meet up / <u>We're meeting up</u> at the Hilton Hotel at 6:30.		✓
5 I'll take / <u>I'm taking</u> my kids to the zoo tomorrow. They're very excited.		✓
6 The traffic isn't moving! What's going on? <u>I'll check</u> / I'm checking on my phone.	✓	



# Exs:

- 1) React to teacher's sayings
- 2) Pdf attached to the post
- 3) Discuss your plans for the weekend in pairs and be ready to report to the group.

about? What does her teacher tell her?  
What happens next?

1.33 Audio script

- A I'm taking my driving test tomorrow, and I really hope I don't fail.
- B **There's no need to worry.** You can take the test again, I think.
- A Yes, but this is really important. My friends and I are driving from Salinas to Esmeraldas next month, and I'll be one of the drivers. I have to pass!
- B You sound really stressed, Andrea. Try to relax. **You'll be fine.** I know it.
- A Thanks. **I really appreciate it.** And you're right – I should relax.

*A few days later*

- B Hello, Andrea. Are you coming to my English conversation hour tonight?
- A Oh, no! I forgot! My parents are taking me out for dinner tonight – you know, because I passed my driving test. I'm sorry, Ms. Ellis. I'm embarrassed!
- B **Don't worry about it,** Andrea.
- A **Thanks, but I feel so bad.** Maybe I'll text my parents and cancel ...
- B No, don't do that. **It's no problem.** And congratulations on passing the test!
- A Thank you.



C Complete the chart with the expressions in bold from the conversations.

Offering reassurance

It'll be fine.

These things happen sometimes.

1

2

3

4

Responding to reassurance

I hope so.

5

6

D 1.34 Put the conversation in the correct order (1–4). Then listen and check.

2 \_\_\_ problem

4 \_\_\_ plans

6 \_\_\_ paint

- C **PAIR WORK** Work with a partner. Say the words in exercise 3B. Does your partner say the English /p/ sound?

#### 4 SPEAKING

- A Imagine that you are in one of these difficult situations. What worries do you think you would have about it? Take notes.

giving a speech

going on a date with someone new

moving to another city

starting a new job

- B **PAIR WORK** Take turns describing your situations. Offer and respond to reassurance. Try to point out a good side of each situation.

I'm going to go on a date tomorrow with someone new. I'm nervous that I will say something silly.

You'll be fine. Everyone gets nervous about dates.

I guess so ... And we're going to go to my favorite restaurant. Maybe my date won't like it.

Well, at least you can have some good food!

2020/3/21 11:08



### 3 WRITING

A Read the email. What three locations will the students use for the event?

To: <students@blinknet.com> Reply Forward  
From: Cindy <cindy93@blinknet.com> Min-soo <soo.min@blinknet.com>  
Subject: Saturday Fun Day!

Dear Students,

We've arranged another Saturday Fun Day for exchange students. On May 15, you're singing a pop song and making a video! We're very excited about it, and we think you'll have a great time. The event starts at 1:00 p.m., and it lasts until 5:00 p.m.

**To start**, we're meeting in the computer room. You can choose a song, listen to it, and print the lyrics and practice them. **At the same time**, we'll be available to help you with pronunciation and words you don't understand. **After that**, you need to go to the language center. **Then** you get to practice the song with a local band. (Don't be embarrassed – remember, none of us are professionals!) **Next**, you'll sing the song with the band, and we'll make a video. **Finally**, the band will play some other songs outside, and we can dance and sing along. (Cindy really wants to sing!) 😊

This event is free and open to exchange students only. We hope to see you there. You won't be disappointed!

Cindy and Min-soo

#### GLOSSARY

**lyrics** (*n*) words to a song

**professional** (*n*) someone who gets money for an activity that most people do as a hobby

B **WRITING SKILLS** Look at the linking words in bold in the email. When do you use them? Complete the sentences.

- 1 Use \_\_\_\_\_ for the first thing that happens.
- 2 Use \_\_\_\_\_ for two things that happen together. This phrase goes at the beginning of the second thing.
- 3 Use \_\_\_\_\_, \_\_\_\_\_, and \_\_\_\_\_ for something that happens after something else.
- 4 Use \_\_\_\_\_ for something that happens last.

#### REGISTER CHECK

We sometimes put information in parentheses ( ) when we write. In emails, this information is usually extra – not essential or necessary.

2020/3/21 11:08

LOOK at the linking words in bold in the email.  
When do you use them? Complete the sentences.

- 1 Use \_\_\_\_\_ for the first thing that happens.
- 2 Use \_\_\_\_\_ for two things that happen together. This phrase goes at the beginning of the second thing.
- 3 Use \_\_\_\_\_ and \_\_\_\_\_ for something that happens after something else.
- 4 Use \_\_\_\_\_ for something that happens last.

### REGISTER CHECK

We sometimes put information in parentheses ( ) when we write. In emails, this information is usually extra – not essential or necessary.

2020/3/21 11:08

### WRITE IT

- C Imagine you are organizing an event for exchange students. Use one of the events below or your own idea. Write an email to the students describing the plans. Use linking words to show the order of events.

a barbecue    a baseball or soccer game    a quiz show

- D **PAIR WORK** Exchange emails with a partner. Would you like to go to each other's events? Why or why not?