



I HAVE, WHO HAS MONSTER SIGHT WORDS



I have
me.

Who has
for ?



ive
who has
my ?








By LAURA MARTIN

Thank You!!

Thank you so much for purchasing my product. I hope you love it as much as my kiddos and I do! I would love you to visit my blog!



You may enjoy the following I Have, Who Has resources!
Visit my store for more I Have, Who Has and Sight Word materials!



©Laura Martin. All Rights Reserved Single classroom use only.

This document may not be duplicated, distributed, or re-published in any format without written permission from the author/owner.

© Copyright 2010. National Governors Association Center for Best Practices and Council of Chief State School Officers. All rights reserved.

MONSTER SIGHT WORDS

I HAVE, WHO HAS



This game contains 24 of the easiest sight words for Kindergarten and First Grade.

WHAT'S INCLUDED:

- 24 Color Sight Word Cards
- 11 Editable Cards
- Common Core State Standards
- The following sight words are included:

a	at	go	in	like	my	see	up
and	can	here	is	look	no	the	yes
at	for	I	it	me	on	to	you

DIRECTIONS TO EDIT:

If you would like to add words to this set, edit the cards beginning on page 10. Do not use the first "look" card. Use the second "look" card. Insert a text box with the word you would like to add. Continue inserting words until you have the words you need. Use the last card on page 12 for your last game card. You can duplicate pages 10-12 to add more cards.

DIRECTIONS FOR PLAY:

- 1) Print, laminate, and cut out the fact cards.
- 2) When ready to play, distribute one card to each child. If you have less than 25 students, you may want to give a few students more than one or include yourself in distribution.
- 3) Play begins when the student with the first card reads his card. Students listen for a subtraction fact that equals the first number on their cards. When a student hears his fact read, he then reads his card. Play continues until the last card is read.
- 4) My students like to exchange cards with friends and play the game 2 to 3 times.

COMMON CORE STATE STANDARDS

- K.RF.K.3 Read common high frequency words by sight.
1.RF.1.3 Recognize and read grade-appropriate irregularly spelled words.



I have the
first card.

Who has
the ?



I have
the.

Who has
to ?



I have
to.

Who has
and ?



I have
and.

Who has
is ?

I have

is.

Who has

my ?




I have

my.

Who has

you ?



I have

you.

Who has

a ?




I have

a.


Who has

it ?





I have
it.
Who has
me ?



I have
me.
Who has
for ?



I have
for.
Who has
here ?



I have
here.
Who has
I ?

I have

I.

Who has

be ?




I have

be.

Who has

in ?



I have

in.

Who has

can ?




I have

can.

Who has

at ?





I have
at.
Who has
no ?



I have
no.
Who has
see ?



I have
see.
Who has
up ?



I have
up.
Who has
like ?

I have

like.

Who has

go ?




I have

go.

Who has

yes ?



I have

yes.

Who has

on ?




I have


on.

Who has

look ?




If you would like to edit, begin with this card.



I have
look.
We have ALL
the cards.




I have
look.
Who has
type here



I have

Who has



I have

Who has

Insert text boxes and type your sight words.

I have



Who has

I have



Who has

I have



Who has

I have



Who has

I have

Who has



I have

Who has



I have

Who has



I have




We have ALL
the cards.



Credits!!



I use graphics from the following talented artists!



©Laura Martin. All Rights Reserved Single classroom use only.. May not be duplicated, distributed, or re-published in any form without written permission from the author/owner.